

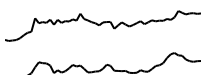










Crypto Leaderboard

Rank	Name	Ticker	Price	24h	7d	30d	24h Vol \$m	MC \$m	1-Year Chart
1	Bitcoin	BTC	\$99,303	3%	4%	-6%	53,138	1,966,892	
2	Ethereum	ETH	\$3,347	4%	1%	-16%	22,885	403,359	
3	XRP Ledger	XRP	\$2.92	10%	23%	17%	18,741	167,812	
4	Tether	USDT	\$1.00	0%	0%	0%	34,066	137,252	
5	BNB	BNB	\$703	1%	1%	-3%	798	102,520	
6	Solana	SOL	\$199	6%	0%	-8%	3,856	96,155	
7	Dogecoin	DOGE	\$0.37	5%	9%	-7%	3,742	55,170	
8	USD Coin	USDC	\$1.00	0%	0%	0%	9,353	45,984	
9	Cardano	ADA	\$1.06	8%	12%	-2%	1,939	38,039	
10	Lido stETH	STETH	\$3,345	5%	1%	-16%	35	32,125	

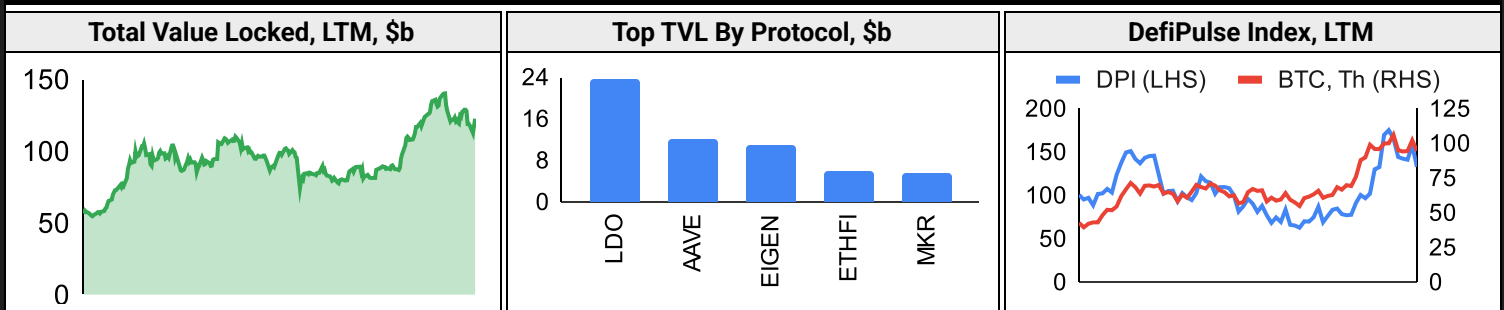
Top & Bottom Performers - Top 100 Tokens

24h		7 Days		30 Days		90 Days		365 Days	
VIRTUAL	30%	XDC	34%	BGB	90%	VIRTUAL	4026%	OM	4995%
AI16Z	26%	ALGO	24%	XDC	55%	HBAR	514%	PEPE	1367%
XDC	23%	XRP	23%	GT	42%	BGB	495%	BGB	980%
ALGO	19%	KAS	19%	VIRTUAL	24%	XRP	437%	WIF	488%
USDE	0%	ENA	-7%	STX	-35%	STX	-16%	SEI	-49%
USDO	0%	TRX	-8%	WIF	-37%	TAO	-23%	ARB	-64%
MOVE	-4%	LBTC	-100%	ONDO	-39%	WIF	-32%	TIA	-73%
TKX	-12%	FET	-100%	FET	-100%	FET	-100%	FET	-100%

Category Performance

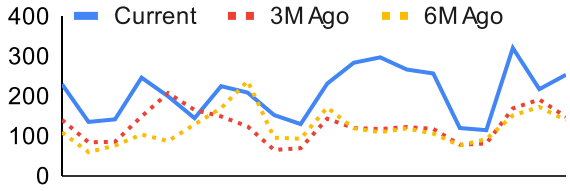
Category	7d	30d	90d	180d	365d	Ecosystem	7d	30d	90d	180d	365d
CEXs	2%	-1%	98%	67%	68%	Tron	-6%	-15%	34%	72%	108%
Currency	7%	-9%	131%	115%	120%	Polkadot	-1%	-15%	39%	13%	6%
Other DeFi	12%	-11%	51%	23%	24%	Ethereum	7%	-19%	91%	59%	26%
Smart Contract	-1%	-18%	59%	38%	25%	Avalanche	3%	-20%	52%	35%	34%
Meme	3%	-20%	54%	64%	212%	Polygon	2%	-22%	36%	15%	4%
Gaming/Entertai	-6%	-20%	57%	28%	-2%	Solana	-7%	-23%	25%	7%	17%
IoT/Data/Comp.	2%	-22%	38%	11%	5%	Cosmos	-6%	-23%	7%	-11%	-22%
DEX	2%	-23%	63%	39%	25%	BSC	-2%	-24%	5%	-9%	-12%
Lending	2%	-24%	28%	23%	39%						
Scaling	0%	-24%	27%	-1%	-34%						
Privacy	-12%	-25%	39%	23%	20%						

DeFi

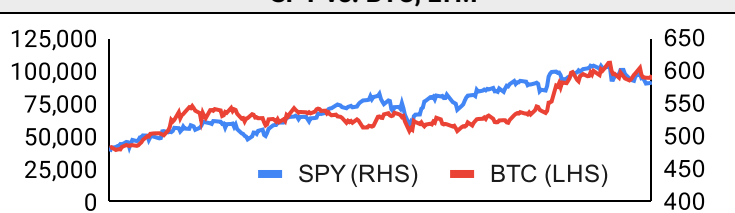


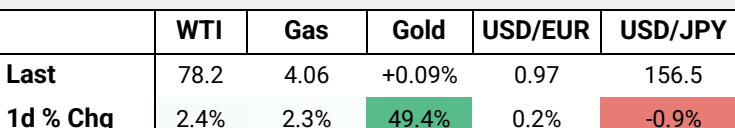
Trading Volume

Aggregate Volumes by Product, \$b					Top Derivatives Exchanges, \$m and bps				Top Spot Exchanges, \$m			
Product	1d	7d	30d	O/I	Exchange	1d Vol	O/I	Mkr	Tkr	Exchange	Mkts	1d Vol
Spot	72	411.59	1960	n/a	Binance	77,751	31,230	2.0	4.0	Binance	1,765	24,380
Perpetuals	218	1,400	6,030	1,290	Bybit	30,395	22,380	2.0	5.5	Bybit	1,114	8,207
Futures	0	2	10	1	Bitget	29,992	19,408	2.0	6.0	Coinbase	417	5,142
Options	0	0	2	n/a	OKX	30,570	8,732	2.0	5.0	OKX	841	3,501

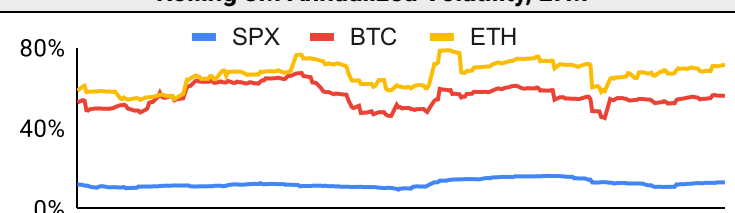
Daily Spot Volume, Top 100 Tokens Last 20d, \$b		Top Volume, 1d, \$m		Top Volume, %20d Avg		Low Volume, %20d Avg	
		USDT	113,013	XRP	280%	FET	0%
		BTC	54,695	XLM	234%	RETH	40%
		ETH	23,313	XDC	221%	STETH	53%
		XRP	19,043	IOTA	188%	STX	54%
		USDC	7,890	ALGO	179%	BONK	58%

Traditional Finance

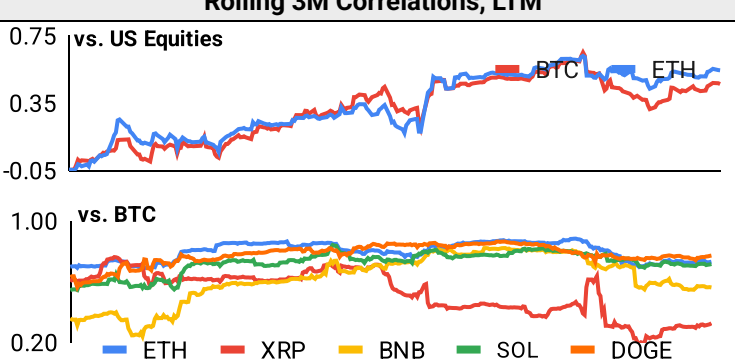
Global Equity Markets							SPY vs. BTC, LTM				
	US	USGrwth	UK	Germany	Japan	HK					
1D	0%	0%	-1%	1%	0%	1%					
7D	-1%	-2%	-5%	-1%	-3%	-2%					
90D	0%	3%	-5%	-3%	-7%	-12%					
365D	22%	23%	2%	10%	-2%	-4%					

10-Year Treasury Yields							Commodities & FX					
	US	Brazil	UK	Germany	Japan	HK						
Last	4.66%	14.75%	4.78%	2.53%	1.24%	3.91%	Last	78.2	4.06	+0.09%	0.97	156.5
1d Chg	-0.13	-0.27	0.05	0.00	-0.01	-0.06	1d % Chg	2.4%	2.3%	49.4%	0.2%	-0.9%

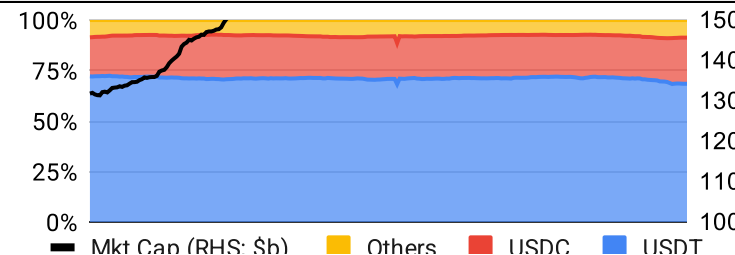
Volatility

Annualized Volatility							Rolling 3M Annualized Volatility, LTM			
	BTC	ETH	XRP	BNB	SOL	DOGE				
30D	46%	62%	91%	45%	79%	98%				
90D	50%	68%	125%	54%	77%	122%				
180D	51%	67%	102%	51%	75%	102%				
365D	53%	65%	86%	58%	81%	104%				

Correlations

Intra-Crypto Correlations, LTM							Rolling 3M Correlations, LTM				
	BTC	ETH	XRP	BNB	SOL	DOGE					
BTC											
ETH	0.81										
XRP	0.43	0.42									
BNB	0.65	0.63	0.30								
SOL	0.75	0.70	0.39	0.60							
DOGE	0.78	0.67	0.43	0.50	0.63						

Stablecoins

Stablecoin Market Size and Volume, \$m					Stablecoin Dominance (LHS) & Market Cap \$b (RHS), LTM	
Ticker	Price	1d Vol	20d Avg Vol	Market Cap		
USDT	1.00	113,013	97,502	137,250		
USDC	1.00	7,890	6,641	45,820		
USDe	1.00	127	97	5,798		
DAI	1.00	107	113	5,367		
USDO	1.00			1,511		
USDD	1.00	3	3	746		

Ethereum Mainnet & Layer 2s

Mainnet & Layer 2 Transactions (m/day) and L2 TVL (\$m)					Transactions (m/day), Rolling 90-Day Average, LTM					
Network	1d	30d Avg	TVL	Tech Type						
Base	11.0	301.9		Optimistic Rollup						
Taiko	2.3	62.2		Optimistic Rollup						
Arbitrum One	1.8	57.4		Optimistic Rollup						
World Chain	1.5	43.4								
Ethereum	1.2	36.6	-	mainnet						
OP Mainnet	0.8	26.7		Optimistic Rollup						
Lisk	0.5	14.2		Optimistic Rollup						
Blast	0.3	11.6		Optimistic Rollup						
Mint	0.3	8.9		Optimistic Rollup						
River	0.0	5.3								

Layer 2 Token Performance & Market Cap (\$b)					
					1.56
24h Return					
Market Cap	+2.84%	+6.42%	+10.	+3.82%	+4.82%

NFTs and DAOs

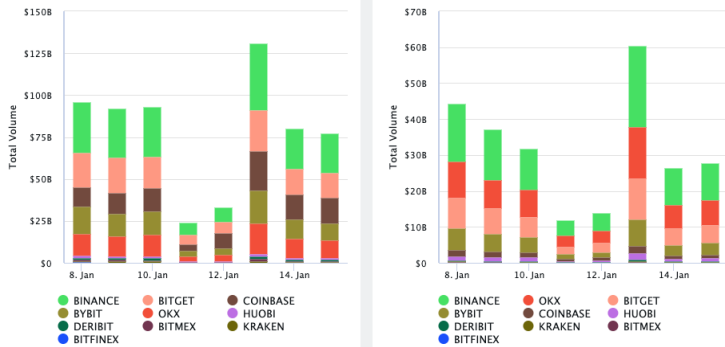
NFT Collection Stats (\$; Volume, MC in \$m)						DAO Treasury Amount (\$m) and Composition					
Collection	Floor	% Listed	3M Ret.	3M Vol	Market Cap	DAO	Treasury	Stables	BTC/ETH	Own Tokens	Other
CryptoPunks	135,249	41%	100%	102,246	1,400	Uniswap	5,209	0%	0%	100%	0%
Pudgy Penguins	81,546	55%	250%	374,129	725	Mantle	3,683	1%	6%	91%	2%
Bored Ape Yacht C	49,397	54%	77%	101,334	494	Optimism	3,497	0%	0%	100%	0%
Azuki	42,736	41%	232%	163,710	427	ENS	2,206	1%	7%	91%	1%
Autoglyphs	411,976	34%	60%	280	211	Arbitrum	2,069	0%	1%	99%	0%
Lil Pudgys	8,585	43%	316%	154,083	188	Ethereum	889	0%	100%	0%	0%
Doodles	16,278	39%	296%	72,873	163	Golem	451	0%	88%	12%	0%
Chromie Squiggle	16,077	28%	88%	3,793	161	Gnosis	403	8%	4%	58%	30%
Mutant Ape Yacht	8,026	60%	75%	60,544	157	CoWSwap	379	2%	2%	94%	2%
Fidenza by Tyler H	15,900	50%	92%	3,869	149	Lido	336	7%	34%	57%	1%

Crypto News

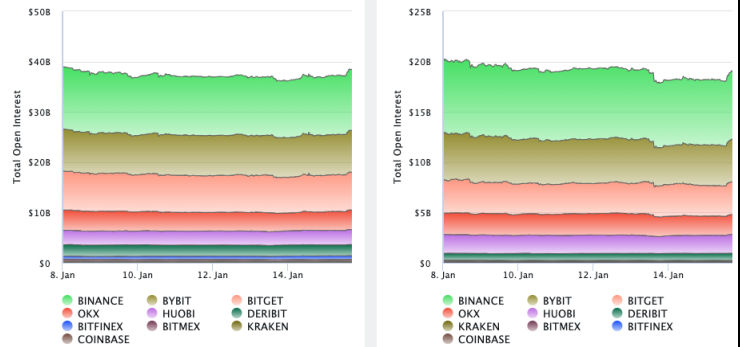
- [Bitcoin Price \(BTC\) Rises Above \\$98K After December Core CPI - CoinDesk](#)
- [Tether claims Swan Bitcoin was 'reckless,' escalates legal war after mining venture fallout - CryptoSlate](#)
- [Thailand eyes spot Bitcoin ETF approval, cracks down on Polymarket - Cointelegraph](#)
- [TikTok's potential US ban has already sent a Chinese memecoin 100x - Blockworks](#)
- [Helium's tech provided emergency cell service during Hurricane Helene - Blockworks](#)
- [Price action ahead of the inauguration is 'rigged for unpredictability,' K33 - Blockworks](#)
- ['Arbitrary and capricious' strikes again - Blockworks](#)
- [Berachain gets flooded with \\$1.6B in pre-launch liquidity - Blockworks](#)
- [MoonPay acquires Solana startup to grow payments services - Blockworks](#)

Crypto Futures

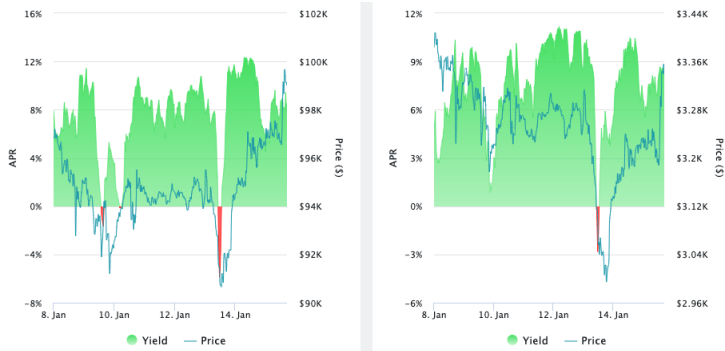
Futures Volume (BTC LHS ; ETH RHS), 1d



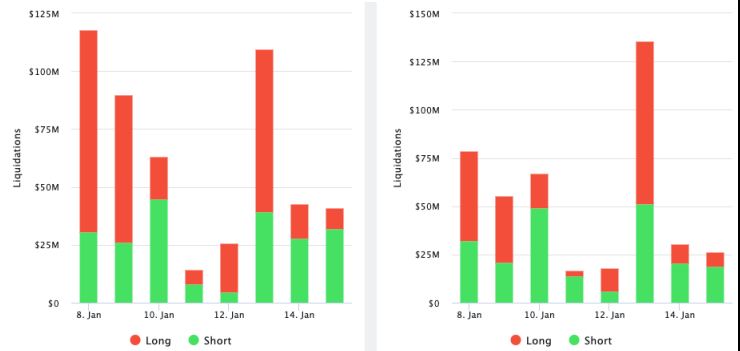
Futures Open Interest (BTC LHS ; ETH RHS)



OI Weighted Funding Rate (BTC LHS ; ETH RHS), 1d



Liquidations (BTC LHS ; ETH RHS), 1d

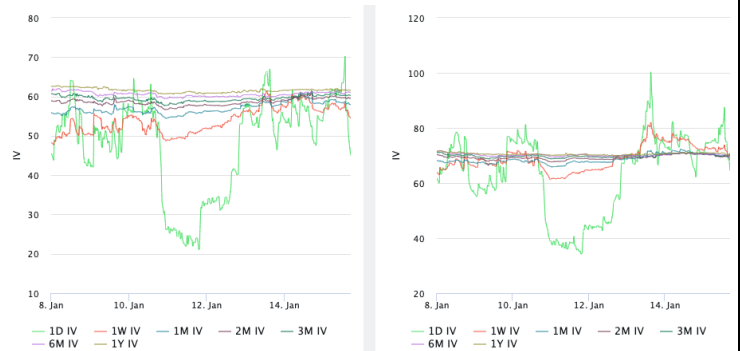


Crypto Options

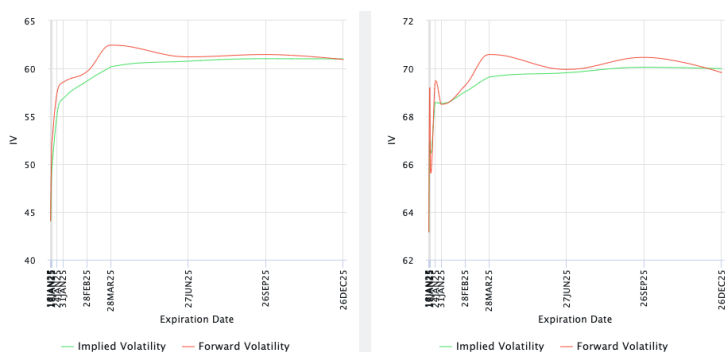
Options Volume & Put/Call Ratio (BTC LHS ; ETH RHS), 1d



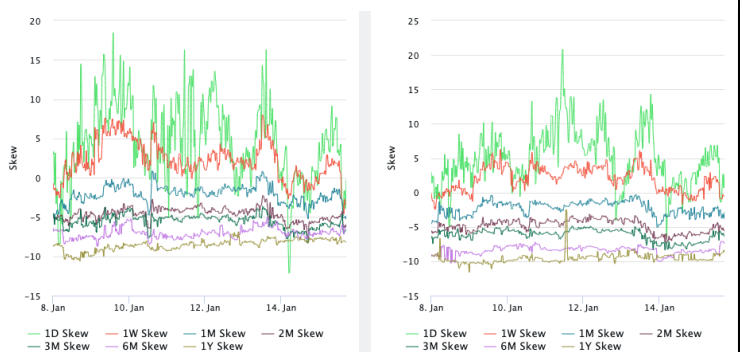
ATM Implied Volatility (BTC LHS ; ETH RHS)



ATM Implied Vol Term Structure (BTC LHS ; ETH RHS)



25 Delta Skew (BTC LHS ; ETH RHS)



About GSR

GSR has over a decade of extensive experience in the crypto market, serving as a trusted liquidity provider and active, multi-stage investor. Our suite of services includes OTC Trading, Derivatives, and Market Making. GSR is actively involved in every major sector of the digital asset ecosystem, working with token issuers, institutional investors, miners, and leading trading venues.

For more information or if we can help with anything, please see gsr.io or contact us at gsr@gsr.io.

Follow GSR for more content: [Twitter](#) [Telegram](#) [LinkedIn](#)

Authors

Brian Rudick, Senior Strategist	Twitter	Telegram
Carlos Guzman, Research Analyst	Twitter	Telegram
Toe Bautista, Research Analyst	Twitter	Telegram

Required Disclosures

This material is provided by GSR (the "Firm") solely for informational purposes, is intended only for sophisticated, institutional investors and does not constitute an offer or commitment, a solicitation of an offer or commitment, or any advice or recommendation, to enter into or conclude any transaction (whether on the terms shown or otherwise), or to provide investment services in any state or country where such an offer or solicitation or provision would be illegal. The Firm is not and does not act as an advisor or fiduciary in providing this material. GSR is not authorised or regulated in the UK by the Financial Conduct Authority. The protections provided by the UK regulatory system will not be available to you. Specifically, information provided herein is intended for institutional persons only and is not suitable for retail persons in the United Kingdom, and no solicitation or recommendation is being made to you in regards to any products or services.

This material is not a research report, and not subject to any of the independence and disclosure standards applicable to research reports prepared pursuant to FINRA or CFTC research rules. This material is not independent of the Firm's proprietary interests, which may conflict with the interests of any counterparty of the Firm. The Firm trades instruments discussed in this material for its own account, may trade contrary to the views expressed in this material, and may have positions in other related instruments.

Information contained herein is based on sources considered to be reliable, but is not guaranteed to be accurate or complete. Any opinions or estimates expressed herein reflect a judgment made by the author(s) as of the date of publication, and are subject to change without notice. Trading and investing in digital assets involves significant risks including price volatility and illiquidity and may not be suitable for all investors. The Firm is not liable whatsoever for any direct or consequential loss arising from the use of this material. Copyright of this material belongs to GSR. Neither this material nor any copy thereof may be taken, reproduced or redistributed, directly or indirectly, without prior written permission of GSR

Notes & Sources

All options data is based on Deribit and derivatives graphics are from Laevidas. Market returns are based on price returns for the following ETFs: VOO, QQQ, EWU, EWG, EWJ, and EWH. Onchain volumes are not considered and thus certain token volumes may be understated (e.g., stETH).

CoinGecko	Santiment	DefiLlama	CoinMarketCap	Laevidas
L2Beat	Google Finance	TradingView	Deribit	WorldCoinIndex
Cryptorank	Investing.com	NFT Price Floor	CryptoSlate	