

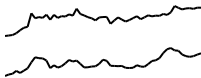










Crypto Leaderboard

Rank	Name	Ticker	Price	24h	7d	30d	24h Vol \$m	MC \$m	1-Year Chart
1	Bitcoin	BTC	\$100,185	0%	8%	-5%	55,600	1,984,665	
2	Ethereum	ETH	\$3,339	-3%	4%	-14%	27,102	402,378	
3	XRP Ledger	XRP	\$3.37	14%	48%	31%	28,581	194,116	
4	Tether	USDT	\$1.00	0%	0%	0%	93,609	137,422	
5	BNB	BNB	\$715	1%	4%	0%	1,091	104,299	
6	Solana	SOL	\$214	6%	15%	-4%	7,580	103,905	
7	Dogecoin	DOGE	\$0.39	2%	20%	-2%	4,456	57,047	
8	USD Coin	USDC	\$1.00	0%	0%	0%	10,376	46,258	
9	Cardano	ADA	\$1.14	7%	25%	8%	2,236	40,796	
10	Lido stETH	STETH	\$3,337	-3%	3%	-14%	59	32,045	

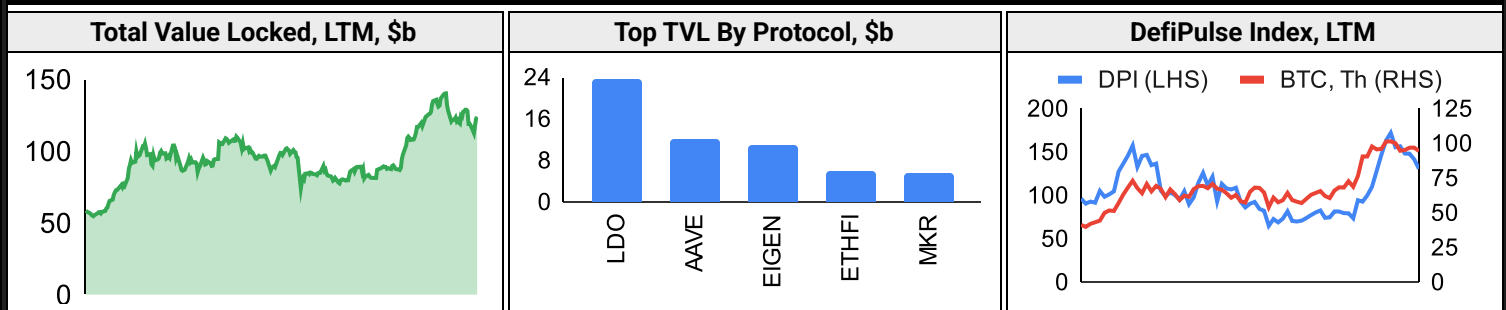
Top & Bottom Performers - Top 100 Tokens

24h		7 Days		30 Days		90 Days		365 Days	
HBAR	23%	XDC	71%	XDC	87%	VIRTUAL	3259%	OM	5417%
LTC	21%	XRP	48%	BGB	72%	HBAR	637%	PEPE	1429%
XDC	16%	HBAR	42%	GT	39%	XRP	516%	BGB	1010%
XRP	14%	IOTA	33%	VIRTUAL	36%	BGB	490%	JASMY	502%
WETH	-3%	OM	0%	WIF	-32%	TAO	-21%	SEI	-50%
PENGU	-8%	MNT	-1%	ONDO	-34%	WIF	-31%	ARB	-62%
VIRTUAL	-11%	LBTC	-31%	LBTC	-46%	LBTC	-32%	TIA	-72%
AI16Z	-12%	FET	-100%	FET	-100%	FET	-100%	FET	-100%

Category Performance

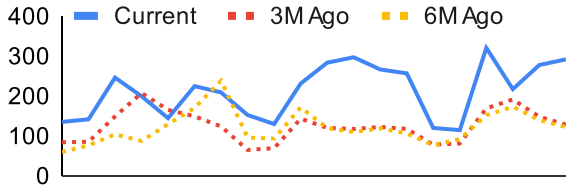
Category	7d	30d	90d	180d	365d	Ecosystem	7d	30d	90d	180d	365d
Currency	19%	-1%	149%	132%	142%	Polkadot	6%	-5%	42%	19%	15%
CEXs	4%	-2%	96%	67%	71%	Tron	0%	-7%	37%	77%	115%
Other DeFi	24%	-2%	58%	32%	46%	Ethereum	12%	-14%	89%	64%	30%
Privacy	8%	-7%	59%	44%	37%	Solana	5%	-14%	38%	11%	17%
Gaming/Entertai	5%	-8%	53%	29%	2%	Avalanche	7%	-15%	51%	38%	37%
Smart Contract	5%	-12%	62%	43%	31%	Polygon	5%	-16%	34%	18%	8%
Meme	8%	-15%	49%	62%	225%	BSC	2%	-18%	3%	-7%	-8%
IoT/Data/Comp.	9%	-15%	41%	16%	11%	Cosmos	-7%	-21%	6%	-12%	-19%
DEX	7%	-18%	63%	42%	26%						
Lending	7%	-19%	28%	23%	42%						
Scaling	5%	-19%	25%	1%	-30%						

DeFi

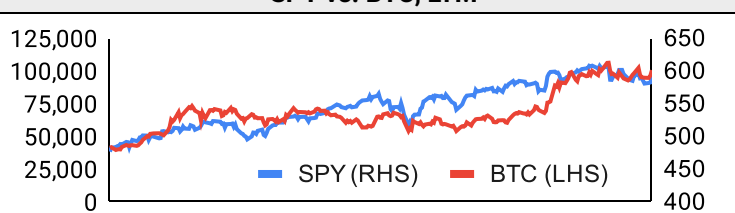


Trading Volume

Aggregate Volumes by Product, \$b					Top Derivatives Exchanges, \$m and bps					Top Spot Exchanges, \$m		
Product	1d	7d	30d	O/I	Exchange	1d Vol	O/I	Mkr	Tkr	Exchange	Mkts	1d Vol
Spot	86	395.69	1980	n/a	Binance	94,877	32,128	2.0	4.0	Binance	1,774	31,664
Perpetuals	308	1,310	6,100	1,310	Bybit	38,899	22,944	2.0	5.5	Bybit	1,116	7,638
Futures	0	2	10	1	Bitget	38,773	19,648	2.0	6.0	Coinbase	417	7,016
Options	0	0	2	n/a	OKX	37,038	8,770	2.0	5.0	OKX	845	4,528

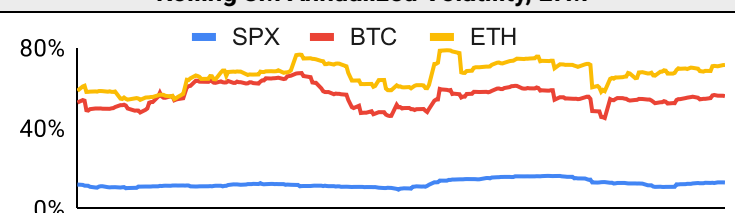
Daily Spot Volume, Top 100 Tokens Last 20d, \$b				Top Volume, 1d, \$m		Top Volume, %20d Avg		Low Volume, %20d Avg	
				USDT	125,785	RETH	381%	FET	0%
				BTC	55,100	LTC	379%	BGB	15%
				XRP	27,782	XRP	344%	STX	61%
				ETH	27,475	HBAR	278%	LEO	63%
				USDC	9,213	XDC	245%	PEPE	70%

Traditional Finance

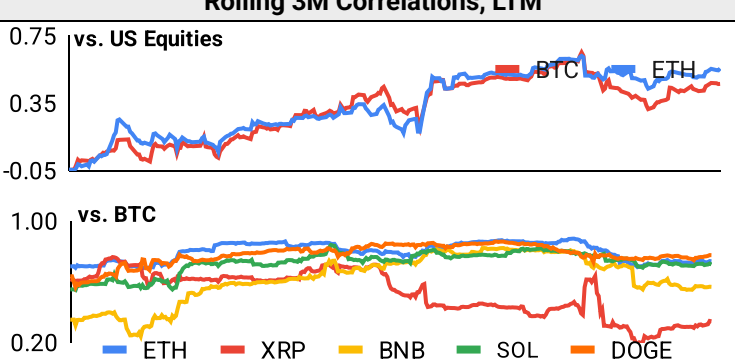
Global Equity Markets							SPY vs. BTC, LTM				
	US	USGrwth	UK	Germany	Japan	HK					
1D	2%	2%	2%	2%	2%	1%					
7D	1%	0%	-1%	1%	-1%	0%					
90D	2%	5%	-2%	-1%	-5%	-9%					
365D	25%	26%	5%	14%	1%	0%					

10-Year Treasury Yields							Commodities & FX					
	US	Brazil	UK	Germany	Japan	HK		WTI	Gas	Gold	USD/EUR	USD/JPY
Last	4.59%	14.69%	4.73%	2.51%	1.21%	3.83%	Last	77.9	4.29	+0.03%	0.97	155.2
1d Chg	-0.06	0.04	0.05	-0.01	0.00	-0.06	1d % Chg	-1.0%	5.1%	51.7%	-0.1%	-0.8%

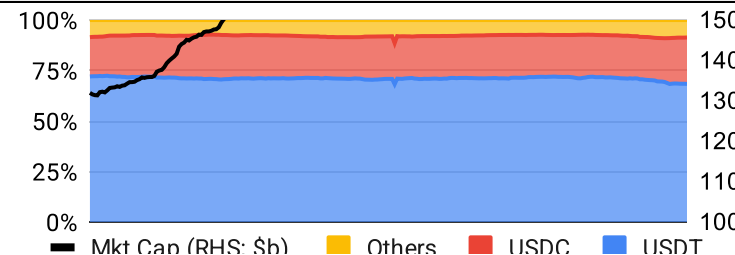
Volatility

Annualized Volatility							Rolling 3M Annualized Volatility, LTM			
	BTC	ETH	XRP	BNB	SOL	DOGE				
30D	47%	66%	108%	46%	84%	101%				
90D	51%	70%	129%	54%	79%	123%				
180D	51%	68%	104%	51%	76%	102%				
365D	53%	65%	87%	58%	81%	104%				

Correlations

Intra-Crypto Correlations, LTM							Rolling 3M Correlations, LTM				
	BTC	ETH	XRP	BNB	SOL	DOGE					
BTC											
ETH	0.81										
XRP	0.43	0.42									
BNB	0.65	0.63	0.30								
SOL	0.75	0.71	0.40	0.60							
DOGE	0.78	0.67	0.44	0.50	0.63						

Stablecoins

Stablecoin Market Size and Volume, \$m					Stablecoin Dominance (LHS) & Market Cap \$b (RHS), LTM	
Ticker	Price	1d Vol	20d Avg Vol	Market Cap		
USDT	1.00	125,785	98,821	137,434		
USDC	1.00	9,213	6,800	46,262		
USDe	1.00	107	97	5,817		
DAI	1.00	96	112	5,366		
USDO	1.00			1,482		
USDD	1.00	3	3	751		

Ethereum Mainnet & Layer 2s

Mainnet & Layer 2 Transactions (m/day) and L2 TVL (\$m)					Transactions (m/day), Rolling 90-Day Average, LTM					
Network	1d	30d Avg	TVL	Tech Type						
Base	11.7	305.4		Optimistic Rollup						
Taiko	2.1	60.4		Optimistic Rollup						
Arbitrum One	1.8	56.9		Optimistic Rollup						
World Chain	1.5	43.5								
Ethereum	1.2	36.5	-	mainnet						
OP Mainnet	0.7	26.5		Optimistic Rollup						
Lisk	0.5	14.4		Optimistic Rollup						
Blast	0.3	11.5		Optimistic Rollup						
Mint	0.2	8.9		Optimistic Rollup						
River	0.0	5.2								

Layer 2 Token Performance & Market Cap (\$b)					
24h Return					1.58
Market Cap	0.0	0.0	+2.71%	0.0	+0.27%

NFTs and DAOs

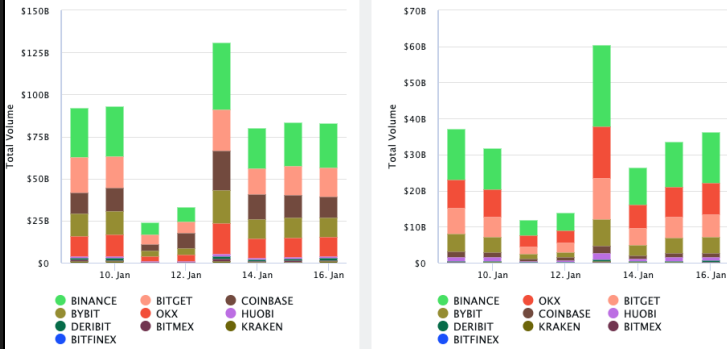
NFT Collection Stats (\$; Volume, MC in \$m)						DAO Treasury Amount (\$m) and Composition					
Collection	Floor	% Listed	3M Ret.	3M Vol	Market Cap	DAO	Treasury	Stables	BTC/ETH	Own Tokens	Other
CryptoPunks	131,610	41%	94%	103,669	1,300	Uniswap	5,705	0%	0%	100%	0%
Pudgy Penguins	79,596	56%	139%	376,809	707	Optimism	3,697	0%	0%	100%	0%
Bored Ape Yacht C	51,141	54%	82%	101,604	511	Mantle	3,689	1%	6%	91%	2%
Azuki	42,638	41%	229%	167,565	426	ENS	2,380	1%	7%	92%	1%
Autoglyphs	409,825	34%	58%	280	210	Arbitrum	2,205	0%	1%	99%	0%
Lil Pudgys	8,513	43%	324%	154,713	186	Ethereum	902	0%	100%	0%	0%
Doodles	17,588	39%	333%	73,898	176	Golem	451	0%	88%	12%	0%
Mutant Ape Yacht	8,296	60%	79%	60,852	162	Gnosis	400	8%	4%	58%	30%
Chromie Squiggle	15,993	28%	94%	3,776	160	CoWSwap	361	2%	2%	93%	3%
Mad Lads	15,900	62%	128%	26,543	153	Lido	351	7%	33%	59%	1%

Crypto News

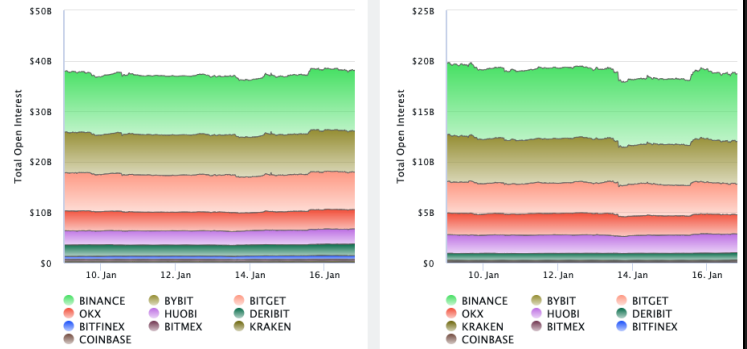
- [Trump open to idea of establishing a strategic reserve with US-based coins like SOL, XRP, USDC - Crypto Briefing](#)
- [Coinbase launches Bitcoin-backed loans through Morpho DeFi partnership - Cointelegraph](#)
- [Donald Trump: First Sitting U.S. President to HODL meme coins - crypto.news](#)
- [US, Japan and S. Korea urge crypto industry to take action against North Korean hackers - The Record from Recorded Future News](#)
- [Thailand pilots digital currencies as electronic cash in Phuket - CoinGeek](#)
- [NYDFS collaborates with the Bank of England on crypto regulation - The Paypers](#)
- [Texas, Oklahoma Join Growing Chorus for Strategic Bitcoin Reserve - CCN.com](#)
- [Solana validators slow to adopt Frankendancer for MEV reasons - Blockworks](#)
- [Helium partners with DAWN to create 'last-mile internet solution' - Blockworks](#)

Crypto Futures

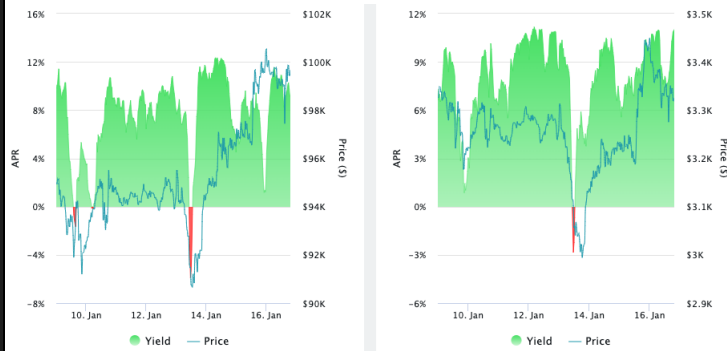
Futures Volume (BTC LHS ; ETH RHS), 1d



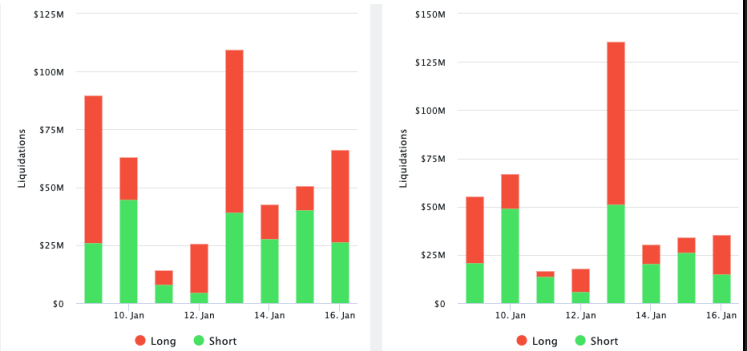
Futures Open Interest (BTC LHS ; ETH RHS)



OI Weighted Funding Rate (BTC LHS ; ETH RHS), 1d

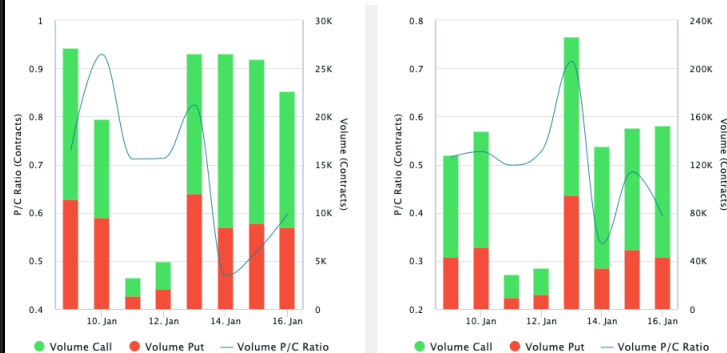


Liquidations (BTC LHS ; ETH RHS), 1d

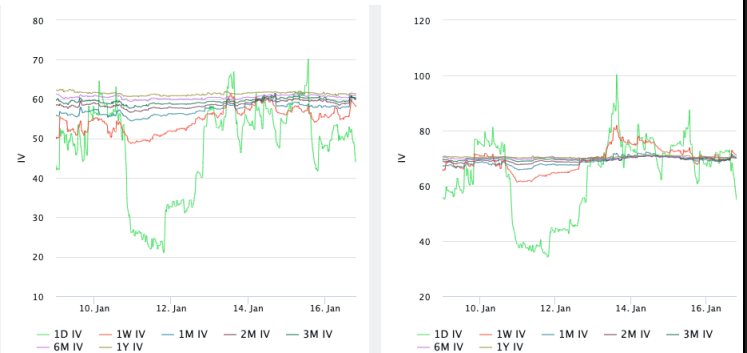


Crypto Options

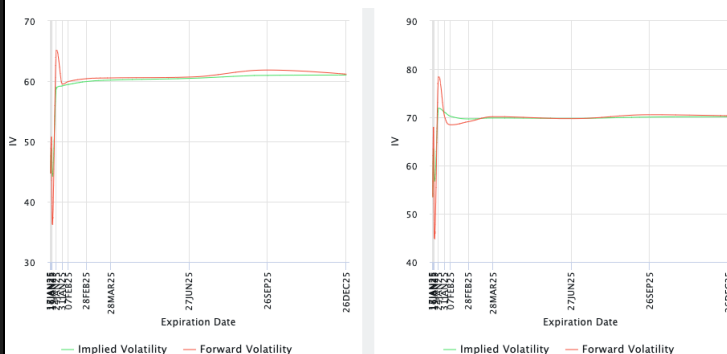
Options Volume & Put/Call Ratio (BTC LHS ; ETH RHS), 1d



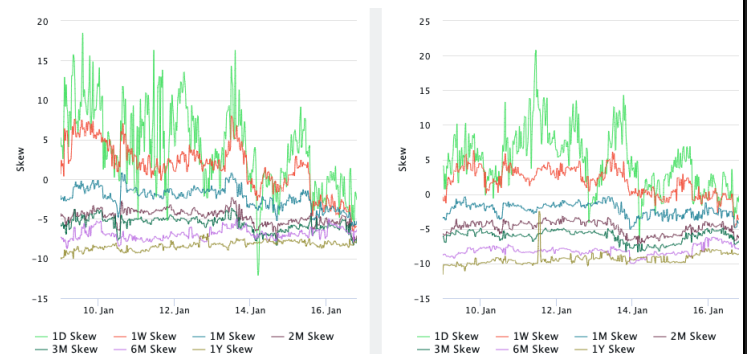
ATM Implied Volatility (BTC LHS ; ETH RHS)



ATM Implied Vol Term Structure (BTC LHS ; ETH RHS)



25 Delta Skew (BTC LHS ; ETH RHS)





January 16, 2025

About GSR

GSR has over a decade of extensive experience in the crypto market, serving as a trusted liquidity provider and active, multi-stage investor. Our suite of services includes OTC Trading, Derivatives, and Market Making. GSR is actively involved in every major sector of the digital asset ecosystem, working with token issuers, institutional investors, miners, and leading trading venues.

For more information or if we can help with anything, please see gsr.io or contact us at gsr@gsr.io.

Follow GSR for more content: [Twitter](#) [Telegram](#) [LinkedIn](#)

Authors

Brian Rudick, Senior Strategist	Twitter	Telegram
Carlos Guzman, Research Analyst	Twitter	Telegram
Toe Bautista, Research Analyst	Twitter	Telegram

Required Disclosures

This material is provided by GSR (the "Firm") solely for informational purposes, is intended only for sophisticated, institutional investors and does not constitute an offer or commitment, a solicitation of an offer or commitment, or any advice or recommendation, to enter into or conclude any transaction (whether on the terms shown or otherwise), or to provide investment services in any state or country where such an offer or solicitation or provision would be illegal. The Firm is not and does not act as an advisor or fiduciary in providing this material. GSR is not authorised or regulated in the UK by the Financial Conduct Authority. The protections provided by the UK regulatory system will not be available to you. Specifically, information provided herein is intended for institutional persons only and is not suitable for retail persons in the United Kingdom, and no solicitation or recommendation is being made to you in regards to any products or services.

This material is not a research report, and not subject to any of the independence and disclosure standards applicable to research reports prepared pursuant to FINRA or CFTC research rules. This material is not independent of the Firm's proprietary interests, which may conflict with the interests of any counterparty of the Firm. The Firm trades instruments discussed in this material for its own account, may trade contrary to the views expressed in this material, and may have positions in other related instruments.

Information contained herein is based on sources considered to be reliable, but is not guaranteed to be accurate or complete. Any opinions or estimates expressed herein reflect a judgment made by the author(s) as of the date of publication, and are subject to change without notice. Trading and investing in digital assets involves significant risks including price volatility and illiquidity and may not be suitable for all investors. The Firm is not liable whatsoever for any direct or consequential loss arising from the use of this material. Copyright of this material belongs to GSR. Neither this material nor any copy thereof may be taken, reproduced or redistributed, directly or indirectly, without prior written permission of GSR

Notes & Sources

All options data is based on Deribit and derivatives graphics are from Laevidas. Market returns are based on price returns for the following ETFs: VOO, QQQ, EWU, EWG, EWJ, and EWH. Onchain volumes are not considered and thus certain token volumes may be understated (e.g., stETH).

CoinGecko	Santiment	DefiLlama	CoinMarketCap	Laevidas
L2Beat	Google Finance	TradingView	Deribit	WorldCoinIndex
Cryptorank	Investing.com	NFT Price Floor	CryptoSlate	