

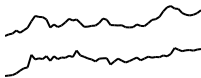










Crypto Leaderboard

Rank	Name	Ticker	Price	24h	7d	30d	24h Vol \$m	MC \$m	1-Year Chart
1	Bitcoin	BTC	\$102,781	4%	8%	3%	54,581	2,036,233	
2	Ethereum	ETH	\$3,414	2%	4%	-6%	26,375	411,323	
3	XRP Ledger	XRP	\$3.25	-3%	38%	41%	18,876	186,689	
4	Tether	USDT	\$1.00	0%	0%	0%	90,687	137,450	
5	Solana	SOL	\$222	5%	18%	7%	6,255	107,858	
6	BNB	BNB	\$724	2%	4%	5%	968	105,548	
7	Dogecoin	DOGE	\$0.41	7%	22%	14%	6,202	60,175	
8	USD Coin	USDC	\$1.00	0%	0%	0%	6,737	46,473	
9	Cardano	ADA	\$1.11	2%	19%	14%	2,085	39,693	
10	Lido stETH	STETH	\$3,413	2%	4%	-6%	66	32,737	

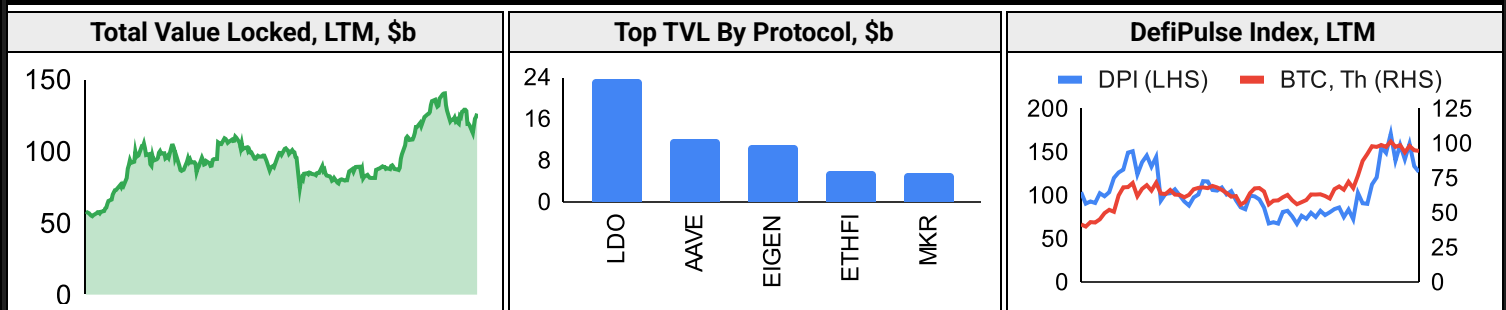
Top & Bottom Performers - Top 100 Tokens

24h		7 Days		30 Days		90 Days		365 Days	
OKB	17%	XDC	44%	XDC	90%	VIRTUAL	2699%	OM	5621%
RUNE	16%	XRP	38%	BGB	69%	HBAR	587%	PEPE	1631%
FARTCOIN	15%	KAS	32%	GT	59%	BGB	516%	BGB	1034%
EOS	12%	LTC	29%	XRP	41%	XRP	495%	JASMY	562%
XRP	-3%	ONDO	-2%	APT	-19%	STX	-12%	OP	-40%
XLM	-4%	MNT	-4%	WIF	-20%	TAO	-14%	SEI	-43%
VIRTUAL	-5%	OM	-4%	ONDO	-32%	RUNE	-20%	ARB	-58%
AI16Z	-12%	SUI	-5%	RUNE	-32%	WIF	-30%	TIA	-68%

Category Performance

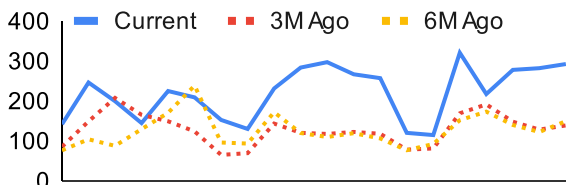
Category	7d	30d	90d	180d	365d	Ecosystem	7d	30d	90d	180d	365d
CEXs	5%	12%	66%	69%	82%	Tron	0%	2%	40%	80%	122%
Other DeFi	18%	11%	55%	25%	40%	Polkadot	-2%	-2%	34%	12%	14%
Currency	13%	11%	144%	127%	148%	Ethereum	12%	-3%	94%	67%	40%
Meme	10%	0%	50%	66%	255%	Avalanche	8%	-3%	57%	39%	47%
Smart Contract	4%	-1%	63%	43%	41%	Polygon	2%	-8%	33%	16%	11%
Gaming/Entertai	-2%	-1%	54%	31%	11%	BSC	3%	-8%	4%	-6%	-1%
IoT/Data/Comp.	7%	-3%	43%	16%	20%	Solana	-2%	-10%	29%	7%	28%
DEX	8%	-5%	67%	42%	38%	Cosmos	-4%	-12%	7%	-9%	-11%
Scaling	6%	-7%	30%	3%	-24%						
Lending	8%	-10%	33%	27%	54%						
Privacy	-7%	-11%	42%	26%	32%						

DeFi

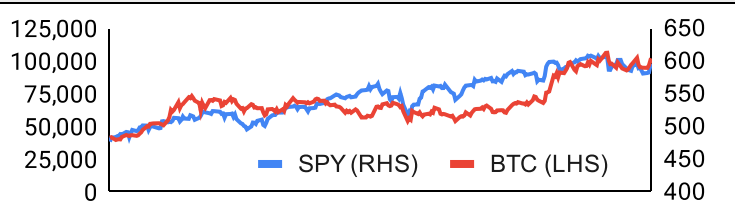


Trading Volume

Aggregate Volumes by Product, \$b					Top Derivatives Exchanges, \$m and bps					Top Spot Exchanges, \$m		
Product	1d	7d	30d	O/I	Exchange	1d Vol	O/I	Mkr	Tkr	Exchange	Mkts	1d Vol
Spot	81	394.22	2020	n/a	Binance	87,813	33,305	2.0	4.0	Binance	1,775	30,055
Perpetuals	277	1,330	6,240	1,400	Bybit	35,049	23,811	2.0	5.5	Bybit	1,122	7,589
Futures	0	2	10	1	Bitget	34,591	20,790	2.0	6.0	Coinbase	417	6,655
Options	0	0	2	n/a	OKX	34,279	9,353	2.0	5.0	OKX	847	4,687

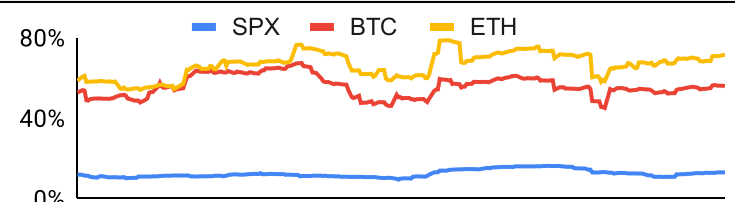
Daily Spot Volume, Top 100 Tokens Last 20d, \$b				Top Volume, 1d, \$m		Top Volume, %20d Avg		Low Volume, %20d Avg	
				USDT	128,417	OKB	749%	FET	0%
				BTC	61,445	LTC	356%	RSETH	30%
				ETH	26,612	VET	284%	RETH	53%
				XRP	19,017	HBAR	267%	WSTETH	74%
				USDC	8,991	EOS	259%	DAI	75%

Traditional Finance

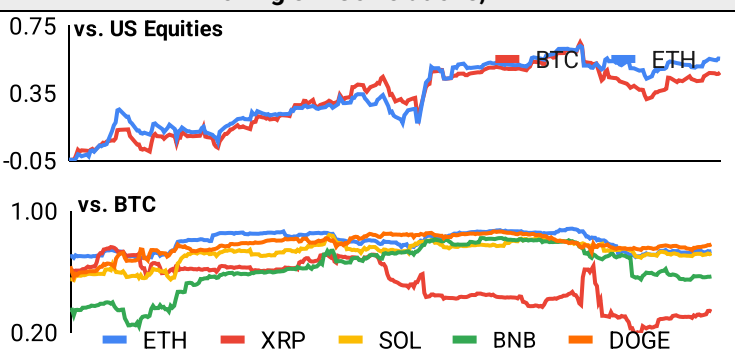
Global Equity Markets							SPY vs. BTC, LTM	
	US	USGrwth	UK	Germany	Japan	HK		
1D	0%	-1%	-1%	0%	-1%	0%	125,000	650
7D	0%	0%	-2%	1%	-2%	0%	100,000	600
90D	1%	4%	-3%	-2%	-6%	-11%	75,000	550
365D	25%	26%	4%	15%	1%	4%	50,000	500

10-Year Treasury Yields							Commodities & FX					
	US	Brazil	UK	Germany	Japan	HK	Last	WTI	Gas	Gold	USD/EUR	USD/JPY
Last	4.58%	14.85%	4.67%	2.48%	1.20%	3.81%	Last	77.5	4.03	0	0.97	155.6
1d Chg	-0.03	-0.07	-0.01	-0.04	0.00	-0.06	1d % Chg	-0.4%	-5.3%	51.1%	0.1%	0.2%

Volatility

Annualized Volatility							Rolling 3M Annualized Volatility, LTM			
	BTC	ETH	XRP	SOL	BNB	DOGE				
30D	44%	64%	98%	81%	44%	99%	80%			
90D	51%	70%	129%	79%	54%	123%	40%			
180D	52%	68%	104%	76%	51%	102%	0%			
365D	53%	65%	87%	81%	58%	104%				

Correlations

Intra-Crypto Correlations, LTM							Rolling 3M Correlations, LTM				
	BTC	ETH	XRP	SOL	BNB	DOGE					
BTC							0.75				
ETH	0.80						0.35				
XRP	0.43	0.42					-0.05				
SOL	0.75	0.71	0.40				1.00				
BNB	0.65	0.63	0.30	0.61			0.20				
DOGE	0.78	0.67	0.43	0.64	0.51						

Stablecoins

Stablecoin Market Size and Volume, \$m					Stablecoin Dominance (LHS) & Market Cap \$b (RHS), LTM	
Ticker	Price	1d Vol	20d Avg Vol	Market Cap		
USDT	1.00	128,417	101,650	137,453		
USDC	1.00	8,991	7,008	46,502		
USDe	1.00	139	100	5,811		
DAI	1.00	82	110	5,365		
USDO	1.00			1,471		
USDD	1.00	3	3	750		

Ethereum Mainnet & Layer 2s

Mainnet & Layer 2 Transactions (m/day) and L2 TVL (\$m)					Transactions (m/day), Rolling 90-Day Average, LTM																											
Network	1d	30d Avg	TVL	Tech Type																												
Base	11.0	307.9		Optimistic Rollup																												
Taiko	2.2	60.4		Optimistic Rollup																												
Arbitrum One	1.9	56.3		Optimistic Rollup																												
World Chain	1.5	43.6																														
Ethereum	1.2	36.4	-	mainnet																												
OP Mainnet	0.7	26.1		Optimistic Rollup																												
Lisk	0.6	14.6		Optimistic Rollup																												
Blast	0.3	11.4		Optimistic Rollup																												
Mint	0.2	8.8		Optimistic Rollup																												
River	0.0	5.1																														
					Layer 2 Token Performance & Market Cap (\$b) <table border="1"> <tr> <td>24h Return</td> <td></td> <td></td> <td></td> <td></td> <td></td> <td></td> <td></td> <td></td> <td></td> <td></td> </tr> <tr> <td>Market Cap</td> <td>+0.69%</td> <td>+3.33%</td> <td>+1.89%</td> <td>+5.30%</td> <td>+11.80%</td> <td></td> <td></td> <td></td> <td></td> <td></td> </tr> </table>						24h Return											Market Cap	+0.69%	+3.33%	+1.89%	+5.30%	+11.80%					
24h Return																																
Market Cap	+0.69%	+3.33%	+1.89%	+5.30%	+11.80%																											

NFTs and DAOs

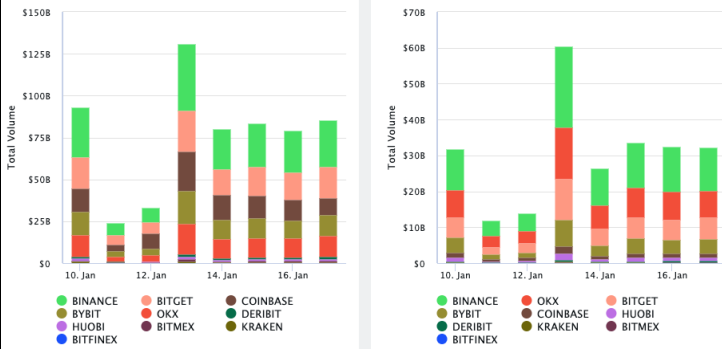
NFT Collection Stats (\$; Volume, MC in \$m)						DAO Treasury Amount (\$m) and Composition					
Collection	Floor	% Listed	3M Ret.	3M Vol	Market Cap	DAO	Treasury	Stables	BTC/ETH	Own Tokens	Other
CryptoPunks	127,954	41%	87%	104,102	1,300	Uniswap	5,952	0%	0%	100%	0%
Pudgy Penguins	81,455	55%	237%	378,618	724	Optimism	3,817	0%	0%	100%	0%
Bored Ape Yacht C	51,631	54%	73%	101,219	516	Mantle	3,781	1%	6%	91%	2%
Azuki	43,700	41%	234%	172,940	437	ENS	2,486	1%	7%	92%	1%
Autoglyphs	419,223	34%	60%	280	215	Arbitrum	2,306	0%	1%	99%	0%
Lil Pudgys	8,440	43%	315%	155,049	185	Ethereum	917	0%	100%	0%	0%
Doodles	17,280	39%	331%	74,210	173	Golem	459	0%	88%	12%	0%
Mad Lads	17,068	62%	143%	26,640	170	Gnosis	404	8%	4%	58%	30%
Chromie Squiggle	16,933	28%	119%	3,810	169	CoWSwap	366	2%	2%	93%	3%
Mutant Ape Yacht	15,900	60%	77%	60,777	164	Lido	357	7%	33%	59%	1%

Crypto News

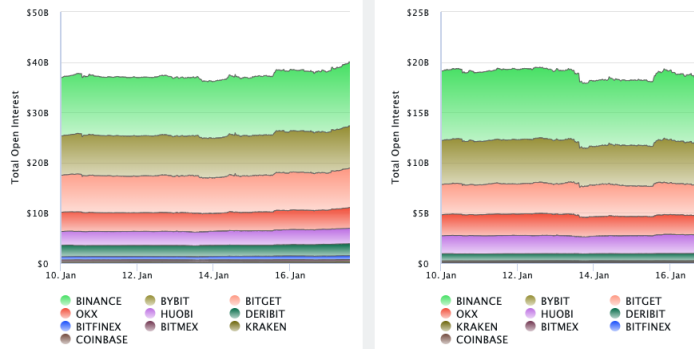
- [XRP Volume Overtakes Bitcoin on Coinbase as U.S. Investor Interest Grows - CoinDesk](#)
- [Gensler Advocates for More Cryptocurrency Regulation Ahead of His Departure from the SEC - Funds Society](#)
- [Trump's second term marks new cryptocurrency era - Reuters](#)
- [Trump's Treasury pick Scott Bessent Senate confirmation - CNBC](#)
- [Solana to weigh possible SOL inflation cut - Blockworks](#)
- [SEC moves ahead with Ripple appeal in Gensler's final days - Blockworks](#)
- [State bitcoin reserve plans proliferate - Blockworks](#)
- [Helium partners with DAWN to create 'last-mile internet solution' - Blockworks](#)
- [Sonieum launches mainnet to censorship complaints - Blockworks](#)

Crypto Futures

Futures Volume (BTC LHS ; ETH RHS), 1d



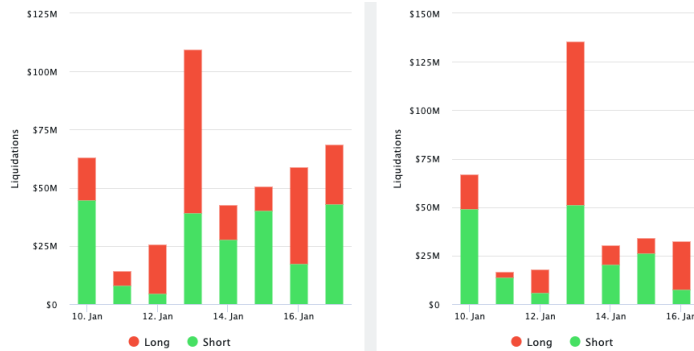
Futures Open Interest (BTC LHS ; ETH RHS)



OI Weighted Funding Rate (BTC LHS ; ETH RHS), 1d

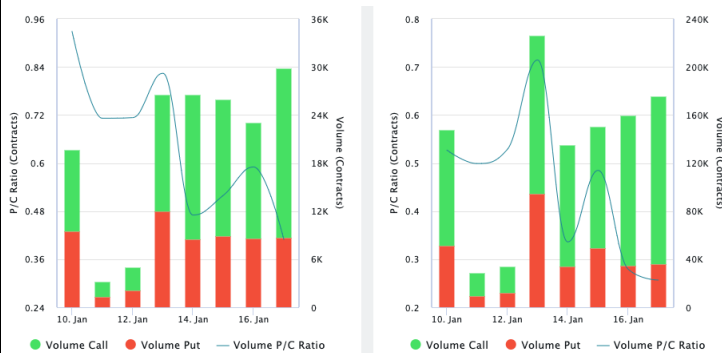


Liquidations (BTC LHS ; ETH RHS), 1d

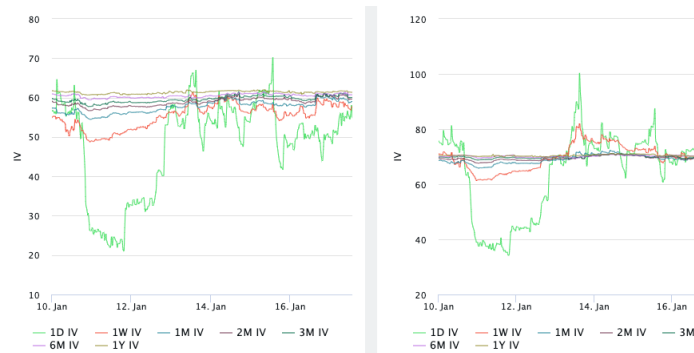


Crypto Options

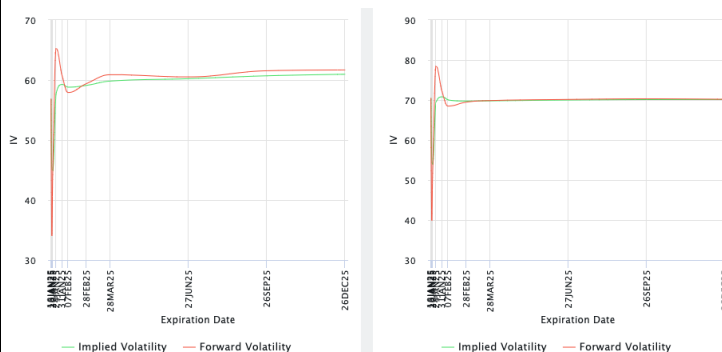
Options Volume & Put/Call Ratio (BTC LHS ; ETH RHS), 1d



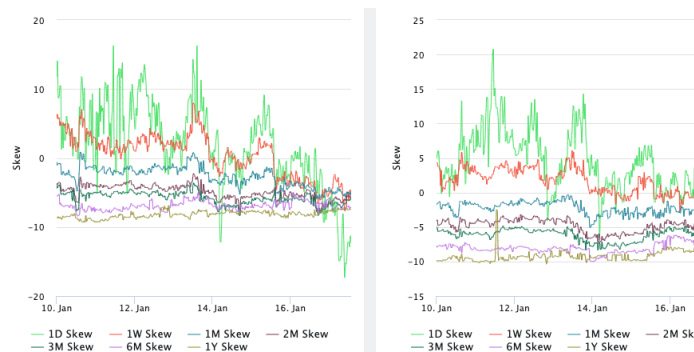
ATM Implied Volatility (BTC LHS ; ETH RHS)



ATM Implied Vol Term Structure (BTC LHS ; ETH RHS)



25 Delta Skew (BTC LHS ; ETH RHS)



About GSR

GSR has over a decade of extensive experience in the crypto market, serving as a trusted liquidity provider and active, multi-stage investor. Our suite of services includes OTC Trading, Derivatives, and Market Making. GSR is actively involved in every major sector of the digital asset ecosystem, working with token issuers, institutional investors, miners, and leading trading venues.

For more information or if we can help with anything, please see gsr.io or contact us at gsr@gsr.io.

Follow GSR for more content: [Twitter](#) [Telegram](#) [LinkedIn](#)

Authors

Brian Rudick, Senior Strategist	Twitter	Telegram
Carlos Guzman, Research Analyst	Twitter	Telegram
Toe Bautista, Research Analyst	Twitter	Telegram

Required Disclosures

This material is provided by GSR (the "Firm") solely for informational purposes, is intended only for sophisticated, institutional investors and does not constitute an offer or commitment, a solicitation of an offer or commitment, or any advice or recommendation, to enter into or conclude any transaction (whether on the terms shown or otherwise), or to provide investment services in any state or country where such an offer or solicitation or provision would be illegal. The Firm is not and does not act as an advisor or fiduciary in providing this material. GSR is not authorised or regulated in the UK by the Financial Conduct Authority. The protections provided by the UK regulatory system will not be available to you. Specifically, information provided herein is intended for institutional persons only and is not suitable for retail persons in the United Kingdom, and no solicitation or recommendation is being made to you in regards to any products or services.

This material is not a research report, and not subject to any of the independence and disclosure standards applicable to research reports prepared pursuant to FINRA or CFTC research rules. This material is not independent of the Firm's proprietary interests, which may conflict with the interests of any counterparty of the Firm. The Firm trades instruments discussed in this material for its own account, may trade contrary to the views expressed in this material, and may have positions in other related instruments.

Information contained herein is based on sources considered to be reliable, but is not guaranteed to be accurate or complete. Any opinions or estimates expressed herein reflect a judgment made by the author(s) as of the date of publication, and are subject to change without notice. Trading and investing in digital assets involves significant risks including price volatility and illiquidity and may not be suitable for all investors. The Firm is not liable whatsoever for any direct or consequential loss arising from the use of this material. Copyright of this material belongs to GSR. Neither this material nor any copy thereof may be taken, reproduced or redistributed, directly or indirectly, without prior written permission of GSR

Notes & Sources

All options data is based on Deribit and derivatives graphics are from Laevidas. Market returns are based on price returns for the following ETFs: VOO, QQQ, EWU, EWG, EWJ, and EWH. Onchain volumes are not considered and thus certain token volumes may be understated (e.g., stETH).

CoinGecko	Santiment	DefiLlama	CoinMarketCap	Laevidas
L2Beat	Google Finance	TradingView	Deribit	WorldCoinIndex
Cryptorank	Investing.com	NFT Price Floor	CryptoSlate	