












Crypto Leaderboard

Rank	Name	Ticker	Price	24h	7d	30d	24h Vol \$m	MC \$m	1-Year Chart
1	Bitcoin	BTC	\$103,585	-2%	10%	7%	149,519	2,052,316	
2	Ethereum	ETH	\$3,338	-2%	6%	0%	66,901	402,720	
3	XRP Ledger	XRP	\$3.13	-3%	24%	40%	21,077	181,318	
4	Tether	USDT	\$1.00	0%	0%	0%	285,373	138,228	
5	Solana	SOL	\$246	-9%	34%	36%	31,441	119,650	
6	BNB	BNB	\$684	-3%	-1%	3%	2,689	99,872	
7	Dogecoin	DOGE	\$0.36	-10%	6%	12%	9,913	53,030	
8	USD Coin	USDC	\$1.00	0%	0%	0%	47,315	48,100	
9	Cardano	ADA	\$1.03	-5%	9%	14%	3,237	37,051	
10	Lido stETH	STETH	\$3,325	-2%	6%	0%	187	31,852	

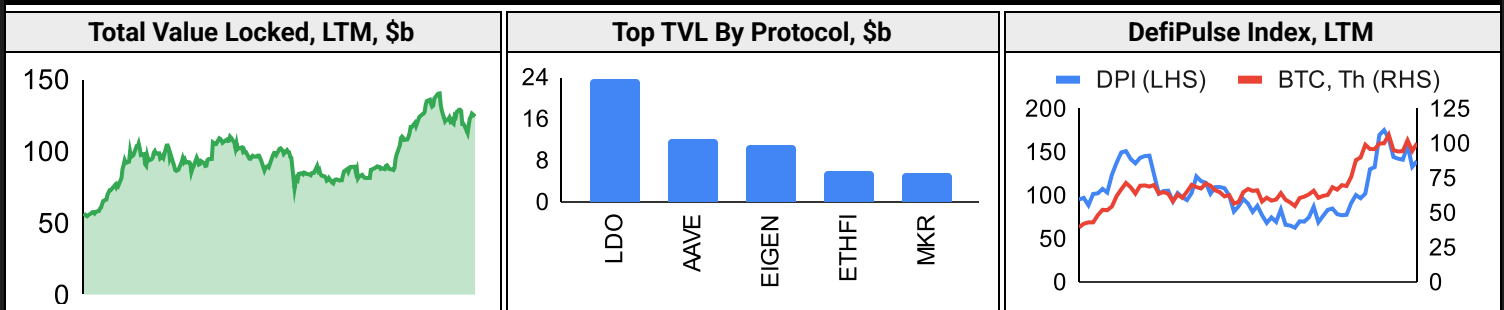
Top & Bottom Performers - Top 100 Tokens

24h		7 Days		30 Days		90 Days		365 Days	
AAVE	4%	RAY	52%	BGB	71%	VIRTUAL	1718%	OM	3470%
BGB	2%	SOL	34%	XDC	64%	HBAR	559%	PEPE	1325%
KCS	2%	LINK	33%	RAY	61%	BGB	511%	BGB	1083%
RAY	2%	HBAR	26%	GT	59%	XRP	488%	XRP	474%
FARTCOIN	-17%	OM	-5%	SEI	-16%	TAO	-23%	OP	-44%
WIF	-19%	PEPE	-5%	ONDO	-21%	LBTC	-32%	SEI	-46%
BONK	-20%	SUI	-7%	WIF	-25%	WIF	-41%	ARB	-61%
TRUMP	-36%	MNT	-8%	LBTC	-43%	TRUMP	-58%	TIA	-72%

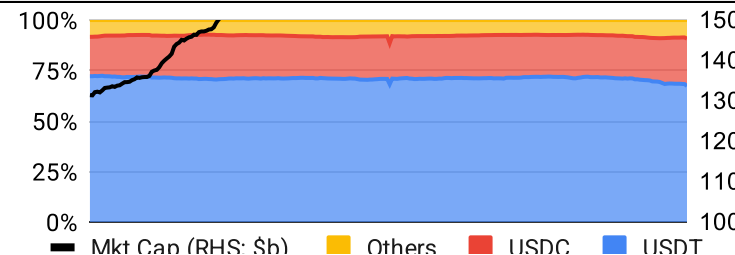
Category Performance

Category	7d	30d	90d	180d	365d	Ecosystem	7d	30d	90d	180d	365d
Other DeFi	1%	14%	52%	33%	36%	Cosmos	13%	17%	8%	-1%	-2%
Currency	7%	8%	132%	117%	129%	Solana	20%	14%	54%	26%	36%
CEXs	3%	7%	58%	61%	76%	Tron	4%	2%	32%	73%	109%
Meme	5%	2%	47%	61%	191%	Ethereum	5%	1%	75%	69%	29%
Smart Contract	-1%	-1%	49%	40%	31%	Avalanche	7%	0%	46%	46%	34%
Gaming/Entertai	-4%	-2%	27%	22%	-7%	Polkadot	-6%	-3%	18%	11%	1%
Lending	10%	-3%	35%	42%	55%	Polygon	-1%	-4%	23%	19%	0%
DEX	4%	-3%	46%	44%	31%	BSC	-8%	-14%	-11%	-10%	-16%
Privacy	-3%	-3%	36%	34%	24%						
IoT/Data/Comp.	1%	-5%	25%	13%	2%						
Scaling	0%	-9%	15%	0%	-33%						

DeFi



Stablecoins

Stablecoin Market Size and Volume, \$m					Stablecoin Dominance (LHS) & Market Cap \$b (RHS), LTM	
Ticker	Price	1d Vol	20d Avg Vol	Market Cap		
USDT	1.00	321,959	123,459	138,191		
USDC	1.00	32,347	10,003	48,083		
USDe	1.00	108	106	5,790		
DAI	1.00	211	115	5,363		
FDUSD	#N/A			1,842		
USDO	1.00	#N/A	#N/A	1,261		

Ethereum Mainnet & Layer 2s

Mainnet & Layer 2 Transactions (m/day) and L2 TVL (\$m)					Transactions (m/day), Rolling 90-Day Average, LTM																													
Network	1d	30d Avg	TVL	Tech Type																														
Base	9.9	317.2		Optimistic Rollup	<table border="1"> <thead> <tr> <th colspan="6">Layer 2 Token Performance & Market Cap (\$b)</th> </tr> <tr> <th></th> <th></th> <th></th> <th></th> <th></th> <th>0.738</th> </tr> </thead> <tbody> <tr> <td>24h Return</td> <td></td> <td></td> <td></td> <td></td> <td></td> </tr> <tr> <td>Market Cap</td> <td>0.0</td> <td>-0.1</td> <td>-0.1</td> <td>-0.1</td> <td>-0.1</td> </tr> </tbody> </table>						Layer 2 Token Performance & Market Cap (\$b)											0.738	24h Return						Market Cap	0.0	-0.1	-0.1	-0.1	-0.1
Layer 2 Token Performance & Market Cap (\$b)																																		
											0.738																							
24h Return																																		
Market Cap	0.0	-0.1	-0.1	-0.1							-0.1																							
Taiko	2.7	61.6		Optimistic Rollup																														
Arbitrum One	2.9	55.5		Optimistic Rollup																														
World Chain	1.7	44.5																																
Ethereum	1.3	36.4	-	mainnet																														
OP Mainnet	1.2	25.3		Optimistic Rollup																														
Lisk	0.4	15.1		Optimistic Rollup																														
Blast	0.4	11.4		Optimistic Rollup																														
Mint	0.2	8.7		Optimistic Rollup																														
Linea	0.2	4.8		ZK Rollup																														

NFTs and DAOs

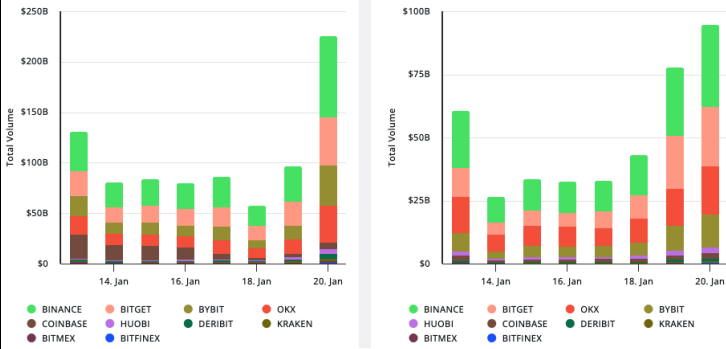
NFT Collection Stats (\$; Volume, MC in \$m)						DAO Treasury Amount (\$m) and Composition					
Collection	Floor	% Listed	3M Ret.	3M Vol	Market Cap	DAO	Treasury	Stables	BTC/ETH	Own Tokens	Other
CryptoPunks	125,986	41%	75%	107,202	1,300	Uniswap	5,573	0%	0%	100%	0%
Pudgy Penguins	65,886	55%	171%	388,777	586	Optimism	3,439	0%	0%	100%	0%
Bored Ape Yacht C	45,004	54%	43%	99,218	450	Mantle	3,325	1%	5%	91%	2%
Azuki	35,560	41%	162%	194,475	356	ENS	2,441	1%	6%	92%	1%
Autoglyphs	486,432	34%	88%	1,117	249	Arbitrum	2,070	0%	1%	99%	0%
Chromie Squiggle	16,103	28%	109%	3,832	161	Ethereum	898	0%	100%	0%	0%
Milady Maker	15,757	53%	31%	59,843	158	Golem	444	0%	89%	11%	0%
Lil Pudgys	6,914	43%	225%	158,599	151	Gnosis	379	9%	4%	57%	30%
Mad Lads	14,897	62%	113%	27,719	148	CoWSwap	329	2%	3%	93%	3%
Mutant Ape Yacht	15,900	60%	43%	60,050	140	Lido	325	8%	35%	56%	1%

Crypto News

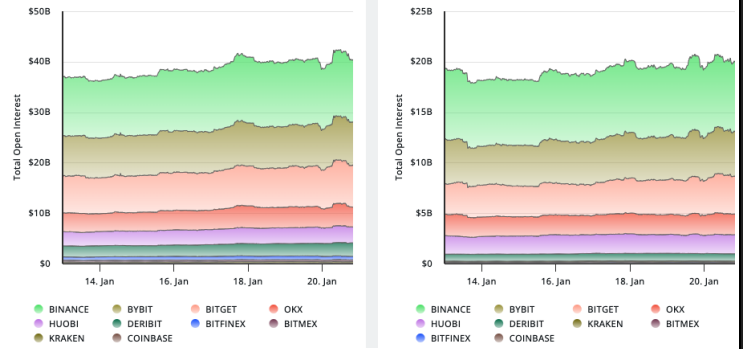
- [It's 'Just Begun'—Trump And Crypto Execs Tease Huge White House Plans - Forbes](#)
- [\\$TRUMP soars to \\$11 billion market cap ahead of Donald Trump inauguration - Hindustan Times](#)
- [Bitcoin Hits New Record Ahead of Possible Trump Action on Crypto - Newsweek](#)
- [El Salvador Adds 11 Bitcoin to Its Reserves—Despite IMF Pressure to Back Off BTC - Decrypt](#)
- [MicroStrategy shareholders to decide on major stock increase to advance Bitcoin strategy tomorrow - Crypto Briefing](#)
- [Massachusetts Joins the Bitcoin Reserve Movement - Altcoin Buzz](#)
- [TRUMP is much more than a memecoin - Blockworks](#)
- [Pectra progress: Gas refunds, audits and Ethereum leadership talk - Blockworks](#)
- [Solana to weigh possible SOL inflation cut - Blockworks](#)

Crypto Futures

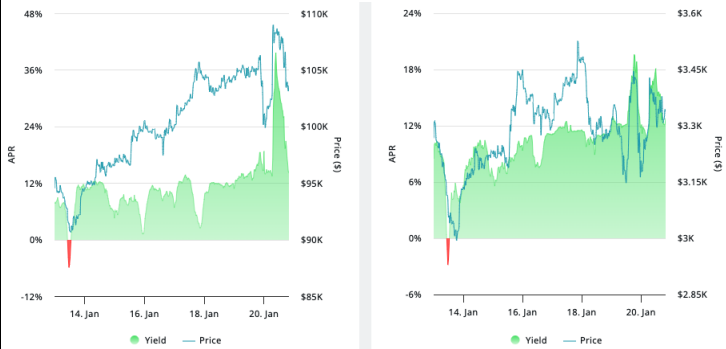
Futures Volume (BTC LHS ; ETH RHS), 1d



Futures Open Interest (BTC LHS ; ETH RHS)



OI Weighted Funding Rate (BTC LHS ; ETH RHS), 1d

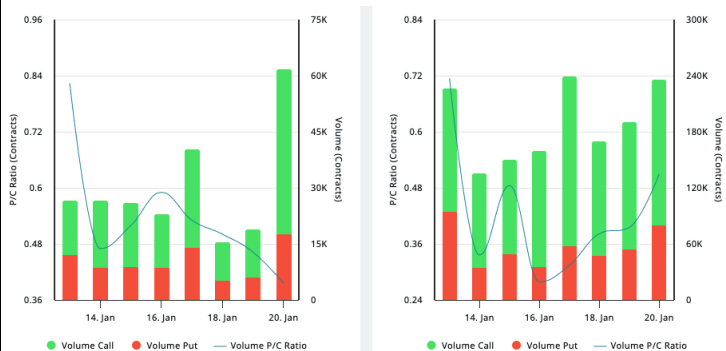


Liquidations (BTC LHS ; ETH RHS), 1d



Crypto Options

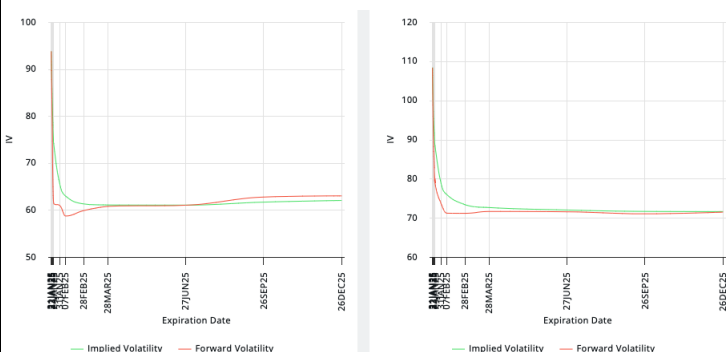
Options Volume & Put/Call Ratio (BTC LHS ; ETH RHS), 1d



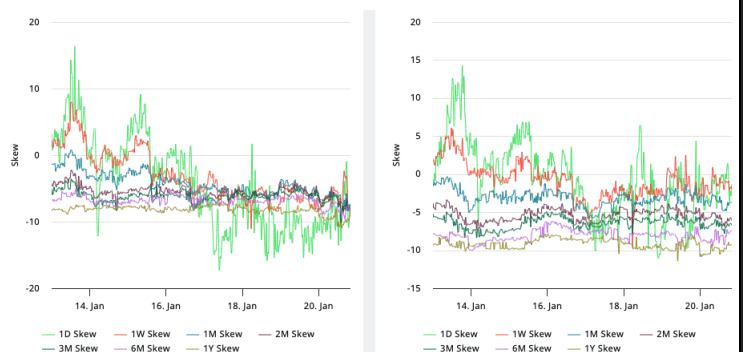
ATM Implied Volatility (BTC LHS ; ETH RHS)



ATM Implied Vol Term Structure (BTC LHS ; ETH RHS)



25 Delta Skew (BTC LHS ; ETH RHS)





January 20, 2025

About GSR

GSR has over a decade of extensive experience in the crypto market, serving as a trusted liquidity provider and active, multi-stage investor. Our suite of services includes OTC Trading, Derivatives, and Market Making. GSR is actively involved in every major sector of the digital asset ecosystem, working with token issuers, institutional investors, miners, and leading trading venues.

For more information or if we can help with anything, please see gsr.io or contact us at gsr@gsr.io.

Follow GSR for more content: [Twitter](#) [Telegram](#) [LinkedIn](#)

Authors

Brian Rudick, Senior Strategist	Twitter	Telegram
Carlos Guzman, Research Analyst	Twitter	Telegram
Toe Bautista, Research Analyst	Twitter	Telegram

Required Disclosures

This material is provided by GSR (the "Firm") solely for informational purposes, is intended only for sophisticated, institutional investors and does not constitute an offer or commitment, a solicitation of an offer or commitment, or any advice or recommendation, to enter into or conclude any transaction (whether on the terms shown or otherwise), or to provide investment services in any state or country where such an offer or solicitation or provision would be illegal. The Firm is not and does not act as an advisor or fiduciary in providing this material. GSR is not authorised or regulated in the UK by the Financial Conduct Authority. The protections provided by the UK regulatory system will not be available to you. Specifically, information provided herein is intended for institutional persons only and is not suitable for retail persons in the United Kingdom, and no solicitation or recommendation is being made to you in regards to any products or services.

This material is not a research report, and not subject to any of the independence and disclosure standards applicable to research reports prepared pursuant to FINRA or CFTC research rules. This material is not independent of the Firm's proprietary interests, which may conflict with the interests of any counterparty of the Firm. The Firm trades instruments discussed in this material for its own account, may trade contrary to the views expressed in this material, and may have positions in other related instruments.

Information contained herein is based on sources considered to be reliable, but is not guaranteed to be accurate or complete. Any opinions or estimates expressed herein reflect a judgment made by the author(s) as of the date of publication, and are subject to change without notice. Trading and investing in digital assets involves significant risks including price volatility and illiquidity and may not be suitable for all investors. The Firm is not liable whatsoever for any direct or consequential loss arising from the use of this material. Copyright of this material belongs to GSR. Neither this material nor any copy thereof may be taken, reproduced or redistributed, directly or indirectly, without prior written permission of GSR

Notes & Sources

All options data is based on Deribit and derivatives graphics are from Laevidas. Market returns are based on price returns for the following ETFs: VOO, QQQ, EWU, EWG, EWJ, and EWH. Onchain volumes are not considered and thus certain token volumes may be understated (e.g., stETH).

CoinGecko	Santiment	DefiLlama	CoinMarketCap	Laevidas
L2Beat	Google Finance	TradingView	Deribit	WorldCoinIndex
Cryptorank	Investing.com	NFT Price Floor	CryptoSlate	