



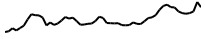
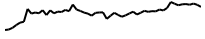
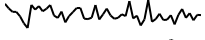






## Crypto Leaderboard

Rank	Name	Ticker	Price	24h	7d	30d	24h Vol \$m	MC \$m	1-Year Chart
1	Bitcoin	BTC	\$99,519	-5%	-2%	5%	76,407	1,975,457	
2	Ethereum	ETH	\$3,085	-7%	-6%	-9%	35,921	372,255	
3	XRP Ledger	XRP	\$2.93	-6%	-5%	35%	13,479	168,960	
4	Tether	USDT	\$1.00	0%	0%	0%	122,655	139,282	
5	Solana	SOL	\$228	-11%	-6%	17%	12,074	111,543	
6	BNB	BNB	\$661	-4%	-3%	-8%	1,175	96,663	
7	USD Coin	USDC	\$1.00	0%	0%	0%	16,874	52,414	
8	Dogecoin	DOGE	\$0.32	-9%	-9%	0%	4,341	47,745	
9	Cardano	ADA	\$0.91	-9%	-10%	2%	1,377	32,582	
10	Lido stETH	STETH	\$3,081	-7%	-6%	-9%	82	29,450	

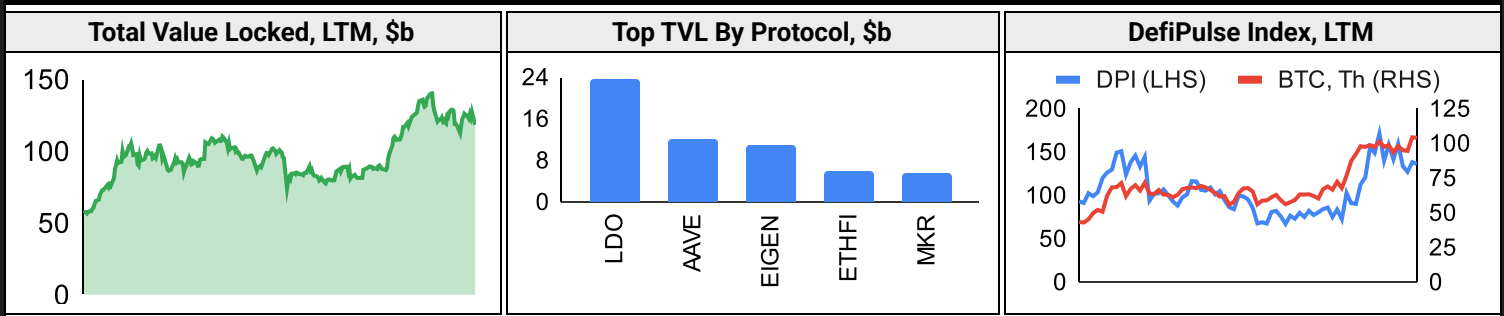
## Top & Bottom Performers - Top 100 Tokens

24h		7 Days		30 Days		90 Days		365 Days	
DEXE	5%	TRUMP	349%	TRUMP	267%	HBAR	515%	OM	4339%
MOVE	3%	OM	26%	DEXE	62%	BGB	474%	PEPE	1083%
NEXO	1%	KCS	15%	GT	41%	XRP	456%	BGB	1049%
FDUSD	0%	GT	14%	XRP	35%	VIRTUAL	440%	DEXE	579%
PEPE	-16%	PEPE	-20%	JASMY	-29%	TIA	-26%	OP	-53%
PENGU	-17%	UNI	-21%	PEPE	-33%	APT	-27%	ARB	-65%
RAY	-18%	VIRTUAL	-22%	VIRTUAL	-38%	STX	-33%	SOS	-72%
SOS	-19%	FET	-100%	LBTC	-43%	LBTC	-38%	TIA	-77%

## Category Performance

Category	7d	30d	90d	180d	365d	Ecosystem	7d	30d	90d	180d	365d
Other DeFi	-3%	5%	63%	35%	33%	Tron	-1%	-10%	27%	74%	107%
Lending	8%	0%	38%	36%	66%	Avalanche	-6%	-11%	37%	32%	30%
Currency	-6%	0%	110%	98%	118%	Solana	-10%	-12%	32%	13%	23%
CEXs	0%	-4%	55%	71%	81%	Polygon	-7%	-19%	18%	8%	-6%
Meme	-7%	-13%	21%	57%	177%	Ethereum	-11%	-21%	53%	41%	16%
Smart Contract	-8%	-15%	37%	28%	21%	Cosmos	-17%	-23%	-4%	-14%	-25%
IoT/Data/Comp.	-5%	-19%	17%	6%	-6%	Polkadot	-7%	-25%	14%	5%	-3%
Gaming/Entertai	-7%	-19%	24%	16%	-12%	BSC	-6%	-26%	-13%	-15%	-18%
Privacy	-7%	-20%	28%	23%	17%						
Scaling	-4%	-20%	13%	2%	-32%						
DEX	-12%	-22%	26%	29%	17%						

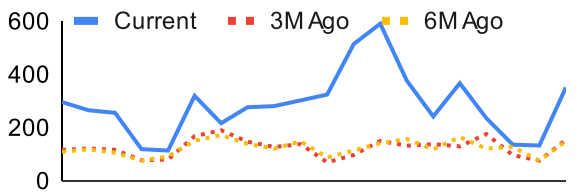
## DeFi



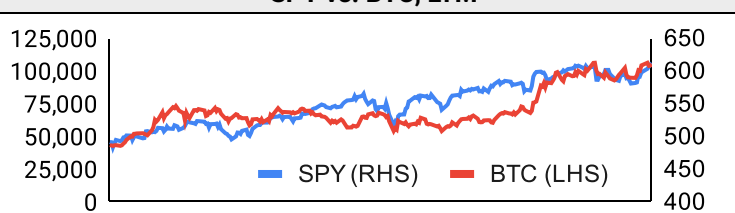
**Trading Volume**

Aggregate Volumes by Product, \$b					Top Derivatives Exchanges, \$m and bps					Top Spot Exchanges, \$m		
Product	1d	7d	30d	O/I	Exchange	1d Vol	O/I	Mkr	Tkr	Exchange	Mkts	1d Vol
Spot	105	698.9	2010	n/a	Binance	113,039	30,177	2.0	4.0	Binance	1,777	37,149
Perpetuals	343	2,420	6,690	1,160	Bybit	44,603	20,823	2.0	5.5	Bybit	1,138	9,797
Futures	1	4	10	1	Bitget	45,150	19,796	2.0	6.0	Coinbase	417	7,912
Options	0	1	2	n/a	OKX	44,885	8,474	2.0	5.0	OKX	871	6,021

Daily Spot Volume, Top 100 Tokens Last 20d, \$b				Top Volume, 1d, \$m		Top Volume, %20d Avg		Low Volume, %20d Avg	
				USDT	154,146	OM	330%	FET	0%
				BTC	80,702	JUP	307%	TRUMP	22%
				ETH	36,643	GT	245%	WEETH	35%
				XRP	14,834	TAO	235%	RSETH	47%
				USDC	13,171	DAI	172%	LEO	49%

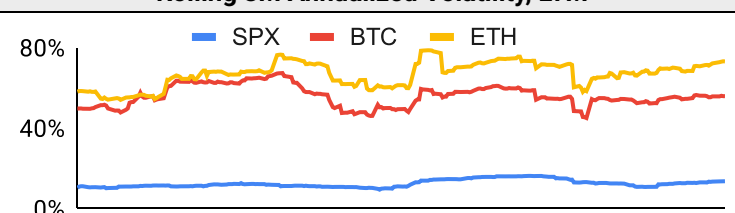
**Traditional Finance**

Global Equity Markets							SPY vs. BTC, LTM				
	US	USGrwth	UK	Germany	Japan	HK					
1D	0%	-1%	0%	0%	1%	1%					
7D	2%	2%	-2%	4%	3%	0%					
90D	5%	7%	-4%	6%	2%	-9%					
365D	25%	24%	2%	18%	4%	2%					

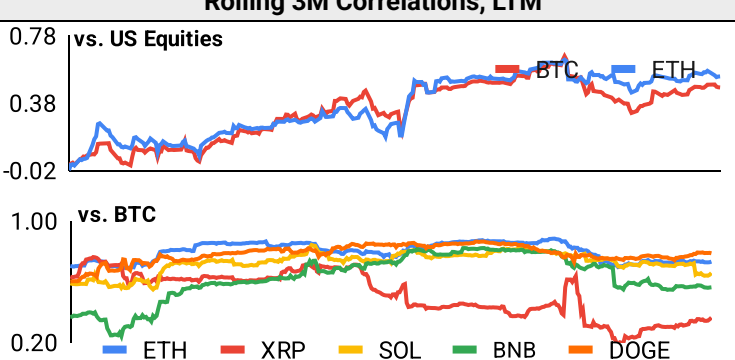
  

10-Year Treasury Yields							Commodities & FX					
	US	Brazil	UK	Germany	Japan	HK	Last	WTI	Gas	Gold	USD/EUR	USD/JPY
Last	4.54%	14.98%	4.65%	2.51%	1.19%	3.71%	Last	72.9	3.22	+0.04%	0.95	154.4
1d Chg	-0.08	-0.20	0.06	0.01	-0.02	-0.06	1d % Chg	-2.4%	-6.8%	54.9%	-0.1%	-0.9%

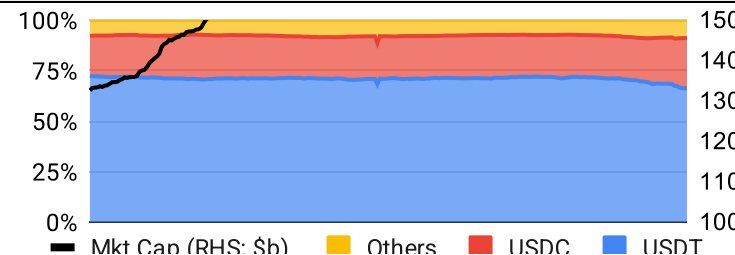
**Volatility**

Annualized Volatility							Rolling 3M Annualized Volatility, LTM			
	BTC	ETH	XRP	SOL	BNB	DOGE				
30D	44%	63%	104%	100%	34%	99%				
90D	52%	71%	131%	88%	54%	123%				
180D	52%	69%	105%	81%	52%	104%				
365D	53%	65%	88%	83%	58%	105%				

**Correlations**

Intra-Crypto Correlations, LTM							Rolling 3M Correlations, LTM				
	BTC	ETH	XRP	SOL	BNB	DOGE					
BTC											
ETH	0.80										
XRP	0.44	0.43									
SOL	0.72	0.67	0.38								
BNB	0.65	0.63	0.31	0.59							
DOGE	0.79	0.67	0.44	0.61	0.51						

## Stablecoins

Stablecoin Market Size and Volume, \$m					Stablecoin Dominance (LHS) & Market Cap \$b (RHS), LTM	
Ticker	Price	1d Vol	20d Avg Vol	Market Cap		
USDT	1.00	154,146	130,156	139,337		
USDC	1.00	13,171	11,635	52,324		
USDe	1.00	100	106	5,769		
DAI	1.00	271	157	5,367		
FDUSD				1,835		
USDO	1.00			1,214		

## Ethereum Mainnet & Layer 2s

Mainnet & Layer 2 Transactions (m/day) and L2 TVL (\$m)					Transactions (m/day), Rolling 90-Day Average, LTM																													
Network	1d	30d Avg	TVL	Tech Type																														
Base	9.9	327.1		Optimistic Rollup	<table border="1"> <thead> <tr> <th colspan="6">Layer 2 Token Performance &amp; Market Cap (\$b)</th> </tr> <tr> <td></td> <td></td> <td></td> <td></td> <td></td> <td><b>0.728</b></td> </tr> <tr> <td><b>24h Return</b></td> <td></td> <td></td> <td></td> <td></td> <td></td> </tr> <tr> <td><b>Market Cap</b></td> <td>-0.1</td> <td>-0.1</td> <td>-0.1</td> <td>-0.1</td> <td>+2.95%</td> </tr> </thead> </table>						Layer 2 Token Performance & Market Cap (\$b)											<b>0.728</b>	<b>24h Return</b>						<b>Market Cap</b>	-0.1	-0.1	-0.1	-0.1	+2.95%
Layer 2 Token Performance & Market Cap (\$b)																																		
											<b>0.728</b>																							
<b>24h Return</b>																																		
<b>Market Cap</b>	-0.1	-0.1	-0.1	-0.1							+2.95%																							
Taiko	3.2	67.7		Optimistic Rollup																														
Arbitrum One	1.3	56.5		Optimistic Rollup																														
World Chain	1.7	47.7																																
Ethereum	1.2	36.8	-	mainnet																														
OP Mainnet	0.7	24.2		Optimistic Rollup																														
Lisk	0.6	15.2		Optimistic Rollup																														
Blast	0.4	11.4		Optimistic Rollup																														
Mint	0.3	8.4		Optimistic Rollup																														
Linea	0.1	4.5		ZK Rollup																														

## NFTs and DAOs

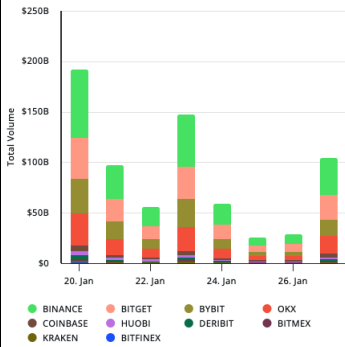
NFT Collection Stats (\$; Volume, MC in \$m)						DAO Treasury Amount (\$m) and Composition					
Collection	Floor	% Listed	3M Ret.	3M Vol	Market Cap	DAO	Treasury	Stables	BTC/ETH	Own Tokens	Other
CryptoPunks	126,292	41%	87%	112,581	1,300	Uniswap	4,350	0%	0%	100%	0%
Bored Ape Yacht C	41,845	54%	42%	101,784	419	Mantle	3,671	1%	6%	91%	2%
Pudgy Penguins	46,243	55%	104%	416,507	411	Optimism	2,824	0%	0%	100%	0%
Autoglyphs	345,603	34%	36%	1,783	177	ENS	2,237	1%	7%	92%	1%
Milady Maker	17,153	53%	50%	70,631	172	Arbitrum	1,833	0%	1%	99%	0%
Chromie Squiggle	14,701	28%	94%	3,850	147	Ethereum	846	0%	100%	0%	0%
Doodles	13,449	39%	48%	81,035	135	Golem	418	0%	89%	11%	0%
Mutant Ape Yacht	6,882	60%	269%	61,336	134	Lido	341	7%	32%	59%	1%
Mad Lads	13,461	62%	117%	29,613	134	Gnosis	339	8%	4%	57%	31%
Fidenza by Tyler H	15,900	50%	91%	4,018	126	AAVE	288	19%	5%	68%	9%

## Crypto News

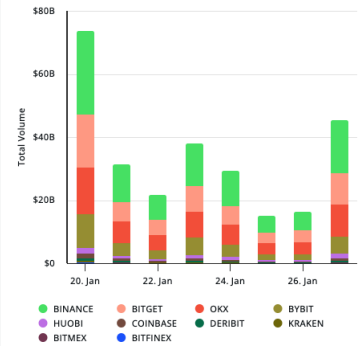
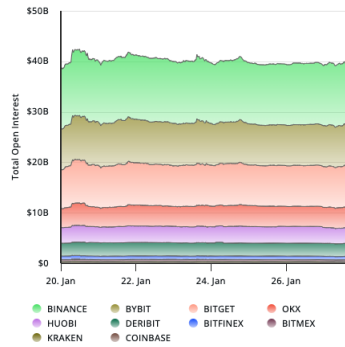
- [Bitcoin drops in risk-off move as Nasdaq stocks are hit - CNBC](#)
- [Nasdaq Proposes In-Kind Redemptions for BlackRock's Bitcoin ETF - Bitcoin Magazine](#)
- [Why Trump Freed Ross Ulbricht, the Silk Road's Dread Pirate Roberts - The New Yorker](#)
- [European Regulators Tighten Cryptocurrency Oversight - Evrim Ağacı](#)
- [MicroStrategy resumes Bitcoin buying spree as price rebounds above \\$100000 - DLNews](#)
- [Crypto Exchange OKX Gains EU MiCA License as Bitcoin Dips Below \\$100K - Finance Magnates](#)
- [Poland becomes 5th biggest bitcoin ATM country - ATM Marketplace](#)
- [Why SAB 121's end is a big deal - Blockworks](#)
- [THORChain halts withdrawals amid \\$200M insolvency - Blockworks](#)

## Crypto Futures

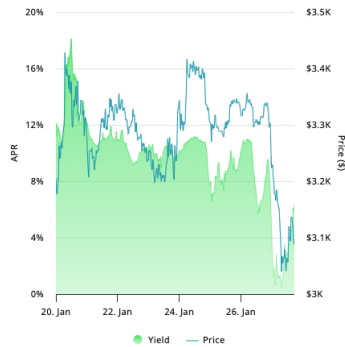
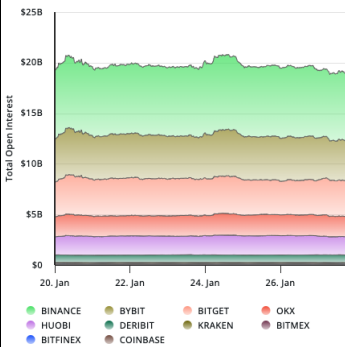
### Futures Volume (BTC LHS ; ETH RHS), 1d



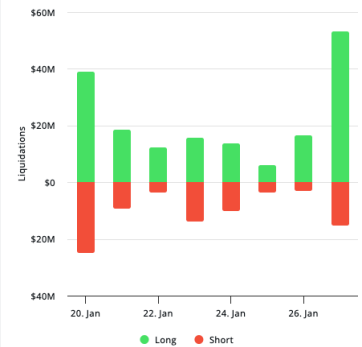
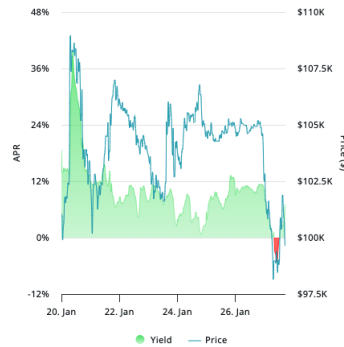
### Futures Open Interest (BTC LHS ; ETH RHS)



### OI Weighted Funding Rate (BTC LHS ; ETH RHS), 1d

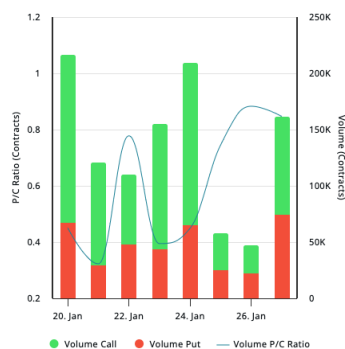
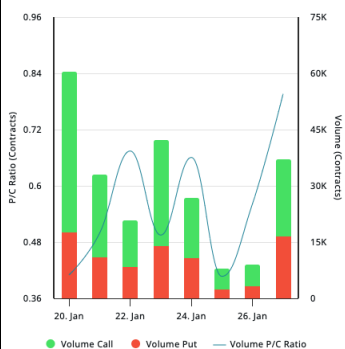


### Liquidations (BTC LHS ; ETH RHS), 1d

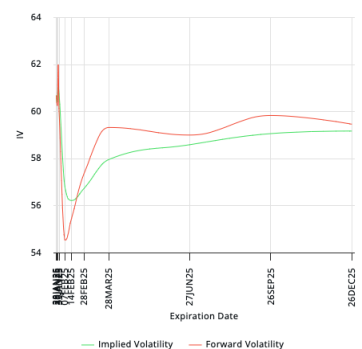
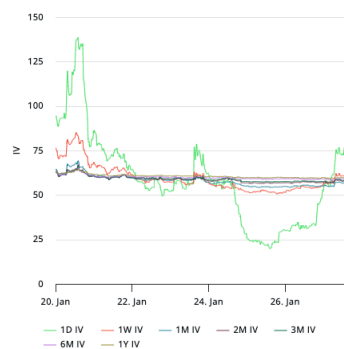


## Crypto Options

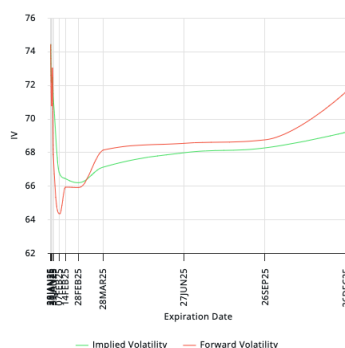
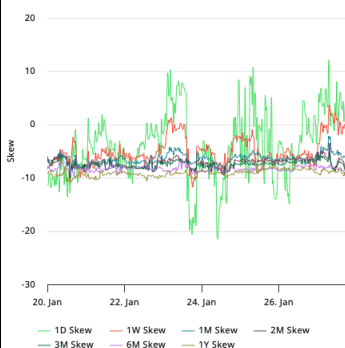
### Options Volume & Put/Call Ratio (BTC LHS ; ETH RHS), 1d



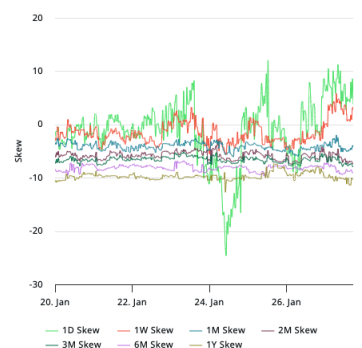
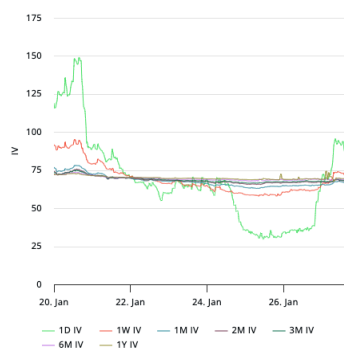
### ATM Implied Volatility (BTC LHS ; ETH RHS)



### ATM Implied Vol Term Structure (BTC LHS ; ETH RHS)



### 25 Delta Skew (BTC LHS ; ETH RHS)



**About GSR**

GSR has over a decade of extensive experience in the crypto market, serving as a trusted liquidity provider and active, multi-stage investor. Our suite of services includes OTC Trading, Derivatives, and Market Making. GSR is actively involved in every major sector of the digital asset ecosystem, working with token issuers, institutional investors, miners, and leading trading venues.

For more information or if we can help with anything, please see [gsr.io](https://gsr.io) or contact us at [gsr@gsr.io](mailto:gsr@gsr.io).

Follow GSR for more content: [Twitter](#) [Telegram](#) [LinkedIn](#)

**Authors**

Brian Rudick, Senior Strategist	<a href="#">Twitter</a>	<a href="#">Telegram</a>
Carlos Guzman, Research Analyst	<a href="#">Twitter</a>	<a href="#">Telegram</a>
Toe Bautista, Research Analyst	<a href="#">Twitter</a>	<a href="#">Telegram</a>

**Required Disclosures**

This material is provided by GSR (the "Firm") solely for informational purposes. It is not intended to be advice or a recommendation to buy, sell or hold any investment mentioned. Investors should form their own views in relation to any proposed investment.

It is intended only for sophisticated, institutional investors and does not constitute an offer or commitment, a solicitation of an offer or commitment, or any advice or recommendation, to enter into or conclude any transaction (whether on the terms shown or otherwise), or to provide investment services in any state or country where such an offer or solicitation or provision would be illegal. The Firm is not and does not act as an advisor or fiduciary in providing this material.

This material is not an independent research report, and has not been prepared in accordance with any legal requirements by any regulator (including the FCA, FINRA or CFTC) designed to promote the independence of investment research.

This material is not independent of the Firm's proprietary interests, which may conflict with the interests of any counterparty of the Firm. The Firm may trade investments discussed in this material for its own account, may trade contrary to the views expressed in this material, and may have positions in other related instruments. The Firm is not subject to any prohibition on dealing ahead of the dissemination of this material.

Information contained herein is based on sources considered to be reliable, but is not guaranteed to be accurate or complete.

Any opinions or estimates expressed herein reflect a judgment made by the author(s) as of the date of publication, and are subject to change without notice. The Firm does not plan to update this information.

Trading and investing in digital assets involves significant risks including price volatility and illiquidity and may not be suitable for all investors. The Firm is not liable whatsoever for any direct or consequential loss arising from the use of this material.

Copyright of this material belongs to GSR. Neither this material nor any copy thereof may be taken, reproduced or redistributed, directly or indirectly, without prior written permission of GSR.

Please see [here](#) for additional Regulatory Legal Notices relevant to US, UK and Singapore

**Notes & Sources**

All options data is based on Deribit and derivatives graphics are from Laevitas. Market returns are based on price returns for the following ETFs: VOO, QQQ, EWU, EWG, EWJ, and EWH. Onchain volumes are not considered and thus certain token volumes may be understated (e.g., stETH).

CoinGecko	Santiment	DefiLlama	CoinMarketCap	Laevitas
L2Beat	Google Finance	TradingView	Deribit	WorldCoinIndex
Cryptorank	Investing.com	NFT Price Floor	CryptoSlate	