



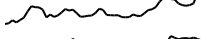
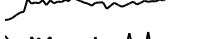







Crypto Leaderboard

Rank	Name	Ticker	Price	24h	7d	30d	24h Vol \$m	MC \$m	1-Year Chart
1	Bitcoin	BTC	\$102,818	1%	-3%	10%	52,879	2,040,169	
2	Ethereum	ETH	\$3,180	2%	-4%	-5%	21,615	383,277	
3	XRP Ledger	XRP	\$3.17	7%	0%	51%	9,092	182,787	
4	Tether	USDT	\$1.00	0%	0%	0%	85,425	139,443	
5	Solana	SOL	\$237	1%	-5%	25%	7,109	115,629	
6	BNB	BNB	\$673	1%	-3%	-3%	830	98,301	
7	USD Coin	USDC	\$1.00	0%	0%	0%	7,148	52,408	
8	Dogecoin	DOGE	\$0.33	2%	-10%	6%	2,142	49,368	
9	Cardano	ADA	\$0.96	4%	-5%	12%	810	34,484	
10	Lido stETH	STETH	\$3,177	2%	-4%	-5%	74	30,202	

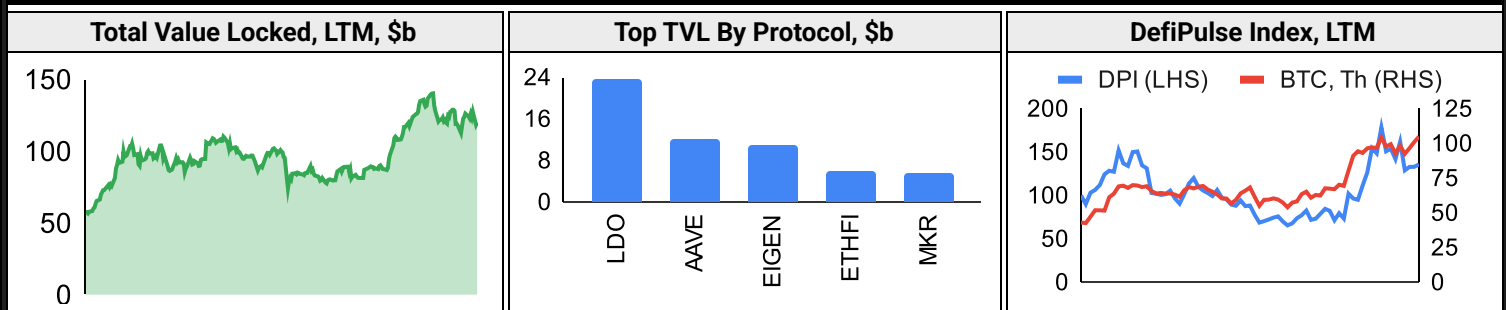
Top & Bottom Performers - Top 100 Tokens

24h		7 Days		30 Days		90 Days		365 Days	
MOVE	19%	TRUMP	537%	TRUMP	287%	HBAR	550%	OM	4460%
XDC	16%	JUP	36%	DEXE	66%	XRP	506%	PEPE	1112%
JUP	13%	OM	26%	XDC	63%	BGB	505%	BGB	1088%
TRUMP	8%	KCS	23%	XRP	51%	VIRTUAL	455%	DEXE	564%
RENDER	-4%	WIF	-22%	PEPE	-28%	SEI	-23%	OP	-54%
WLD	-4%	ENA	-22%	WIF	-38%	STX	-26%	SEI	-54%
FET	-4%	VIRTUAL	-27%	LBTC	-42%	LBTC	-38%	ARB	-66%
VIRTUAL	-7%	FET	-100%	VIRTUAL	-45%	WIF	-56%	TIA	-77%

Category Performance

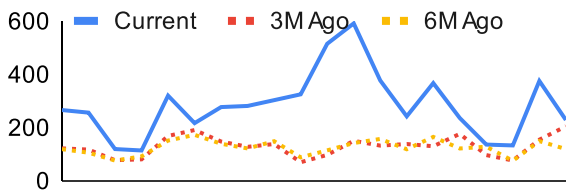
Category	7d	30d	90d	180d	365d	Ecosystem	7d	30d	90d	180d	365d
Lending	12%	11%	46%	45%	72%	Avalanche	-4%	-2%	43%	37%	32%
Other DeFi	-5%	11%	58%	48%	35%	Solana	-9%	-8%	39%	17%	27%
Currency	-4%	8%	125%	114%	125%	Tron	-3%	-8%	26%	75%	106%
CEXs	-1%	0%	61%	75%	84%	Polygon	-9%	-16%	17%	8%	-8%
Meme	-11%	-7%	28%	63%	176%	Ethereum	-13%	-16%	53%	40%	15%
Smart Contract	-8%	-10%	42%	32%	20%	Cosmos	-3%	-17%	-6%	-13%	-26%
IoT/Data/Comp.	-8%	-14%	19%	8%	-8%	BSC	-7%	-21%	-11%	-14%	-19%
Scaling	-5%	-15%	16%	4%	-31%	Polkadot	-8%	-22%	15%	8%	-4%
Privacy	-6%	-15%	34%	29%	18%						
DEX	-12%	-15%	31%	34%	18%						
Gaming/Entertai	-8%	-16%	28%	20%	-13%						

DeFi

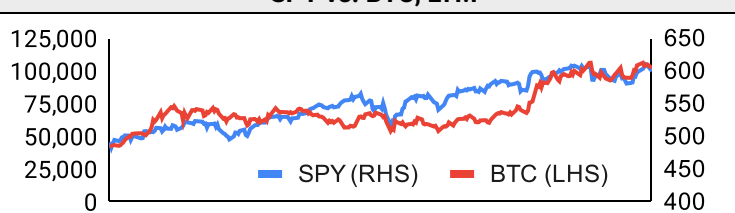


Trading Volume

Aggregate Volumes by Product, \$b					Top Derivatives Exchanges, \$m and bps					Top Spot Exchanges, \$m		
Product	1d	7d	30d	O/I	Exchange	1d Vol	O/I	Mkr	Tkr	Exchange	Mkts	1d Vol
Spot	65	598.47	2110	n/a	Binance	70,234	30,219	2.0	4.0	Binance	1,777	23,211
Perpetuals	217	2,010	7,040	1,150	Bybit	28,334	21,224	2.0	5.5	Bybit	1,139	6,273
Futures	0	4	10	1	OKX	27,416	8,420	2.0	5.0	Coinbase	418	5,119
Options	0	1	2	n/a	Bitget	25,930	20,063	2.0	6.0	OKX	876	3,542

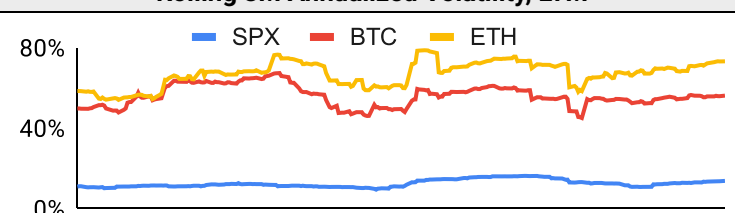
Daily Spot Volume, Top 100 Tokens Last 20d, \$b				Top Volume, 1d, \$m		Top Volume, %20d Avg		Low Volume, %20d Avg	
				USDT	100,748	KCS	292%	FET	0%
				BTC	54,482	JUP	203%	TRUMP	21%
				ETH	22,202	OM	172%	OKB	35%
				XRP	9,922	DAI	155%	LEO	42%
				USDC	8,995	TAO	144%	ENA	47%

Traditional Finance

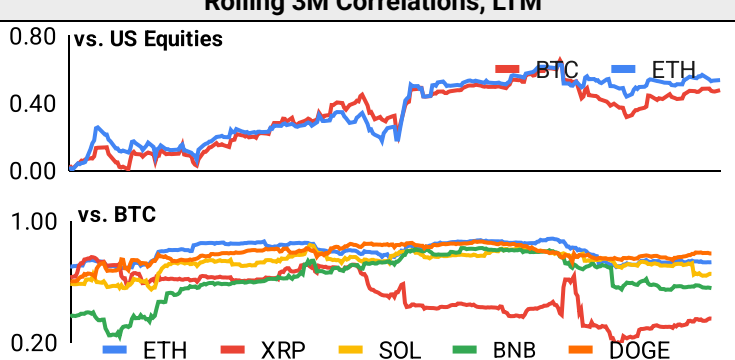
Global Equity Markets							SPY vs. BTC, LTM				
	US	USGrwth	UK	Germany	Japan	HK					
1D	-1%	-3%	-2%	0%	-1%	0%					
7D	0%	-1%	-3%	4%	2%	0%					
90D	3%	3%	-6%	5%	-1%	-9%					
365D	23%	21%	0%	17%	4%	1%					

10-Year Treasury Yields							Commodities & FX					
	US	Brazil	UK	Germany	Japan	HK	Last	WTI	Gas	Gold	USD/EUR	USD/JPY
Last	4.55%	15.01%	4.64%	2.55%	1.20%	3.68%	Last	73.4	3.17	+0.15%	0.96	155.4
1d Chg	0.03	-0.12	0.05	0.02	0.00	-0.06	1d % Chg	0.4%	-2.7%	56.0%	0.5%	0.5%

Volatility

Annualized Volatility							Rolling 3M Annualized Volatility, LTM			
	BTC	ETH	XRP	SOL	BNB	DOGE				
30D	43%	61%	101%	98%	33%	98%				
90D	51%	71%	130%	87%	54%	122%				
180D	52%	68%	105%	80%	52%	103%				
365D	53%	65%	88%	83%	58%	105%				

Correlations

Intra-Crypto Correlations, LTM							Rolling 3M Correlations, LTM				
	BTC	ETH	XRP	SOL	BNB	DOGE					
BTC											
ETH	0.80										
XRP	0.43	0.42									
SOL	0.72	0.66	0.38								
BNB	0.65	0.63	0.31	0.59							
DOGE	0.79	0.67	0.44	0.61	0.51						

Stablecoins

Stablecoin Market Size and Volume, \$m					Stablecoin Dominance (LHS) & Market Cap \$b (RHS), LTM	
Ticker	Price	1d Vol	20d Avg Vol	Market Cap		
USDT	1.00	100,748	128,803	139,441		
USDC	1.00	8,995	11,666	52,411		
USDe	1.00	119	104	5,773		
DAI	1.00	256	166	5,366		
FDUSD				1,835		
USDO	1.00			1,211		

Ethereum Mainnet & Layer 2s

Mainnet & Layer 2 Transactions (m/day) and L2 TVL (\$m)					Transactions (m/day), Rolling 90-Day Average, LTM																													
Network	1d	30d Avg	TVL	Tech Type																														
Base	9.4	328.0		Optimistic Rollup	<table border="1"> <thead> <tr> <th colspan="6">Layer 2 Token Performance & Market Cap (\$b)</th> </tr> <tr> <th></th> <th></th> <th></th> <th></th> <th></th> <th>0.866</th> </tr> </thead> <tbody> <tr> <td>24h Return</td> <td></td> <td></td> <td></td> <td></td> <td></td> </tr> <tr> <td>Market Cap</td> <td>0.0</td> <td>0.0</td> <td>+1.99%</td> <td>+2.46%</td> <td>+17.77%</td> </tr> </tbody> </table>						Layer 2 Token Performance & Market Cap (\$b)											0.866	24h Return						Market Cap	0.0	0.0	+1.99%	+2.46%	+17.77%
Layer 2 Token Performance & Market Cap (\$b)																																		
											0.866																							
24h Return																																		
Market Cap	0.0	0.0	+1.99%	+2.46%							+17.77%																							
Taiko	2.7	68.5		Optimistic Rollup																														
Arbitrum One	2.3	57.5		Optimistic Rollup																														
World Chain	1.8	47.6																																
Ethereum	1.3	36.9	-	mainnet																														
OP Mainnet	0.9	24.3		Optimistic Rollup																														
Lisk	0.6	15.3		Optimistic Rollup																														
Blast	0.4	11.5		Optimistic Rollup																														
Mint	0.2	8.4		Optimistic Rollup																														
ZKsync Era	0.2	4.6		ZK Rollup																														

NFTs and DAOs

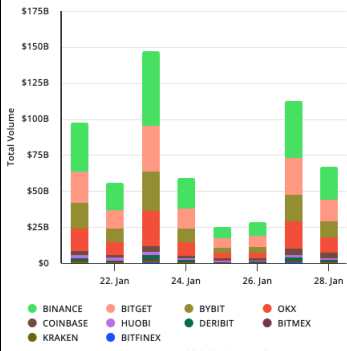
NFT Collection Stats (\$; Volume, MC in \$m)						DAO Treasury Amount (\$m) and Composition					
Collection	Floor	% Listed	3M Ret.	3M Vol	Market Cap	DAO	Treasury	Stables	BTC/ETH	Own Tokens	Other
CryptoPunks	129,180	41%	93%	113,377	1,300	Uniswap	4,422	0%	0%	100%	0%
Bored Ape Yacht C	40,505	54%	34%	102,047	405	Mantle	3,649	1%	6%	91%	2%
Pudgy Penguins	37,950	55%	64%	425,479	337	Optimism	2,883	0%	0%	100%	0%
Autoglyphs	348,364	34%	34%	1,783	178	ENS	2,235	1%	7%	92%	1%
Milady Maker	16,202	53%	33%	70,770	162	Arbitrum	1,815	0%	1%	99%	0%
Chromie Squiggle	14,818	28%	91%	3,874	148	Ethereum	854	0%	100%	0%	0%
Doodles	14,216	39%	293%	81,335	142	Golem	423	0%	90%	10%	0%
Mutant Ape Yacht	7,180	60%	51%	61,258	140	Gnosis	347	8%	4%	57%	31%
Mad Lads	13,835	62%	147%	29,564	138	Lido	339	7%	33%	59%	1%
Fidenza by Tyler H	15,900	50%	93%	4,018	127	AAVE	289	19%	5%	68%	9%

Crypto News

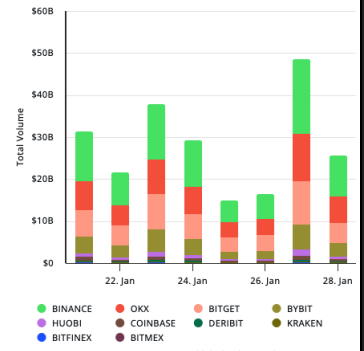
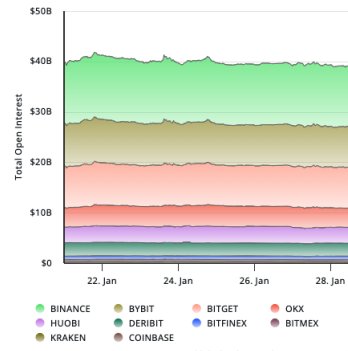
- [Tokyo-Listed Metaplanet Announces \\$745M Raise to Buy BTC - CoinDesk](#)
- [General Assembly takes its first step toward acknowledging cryptocurrency - Cardinal News](#)
- [Cboe BZX takes a crack at 'in-kind' redemptions for spot Bitcoin and Ethereum ETFs - The Block](#)
- [Arizona Senate committee approves strategic Bitcoin reserve bill - Crypto Briefing](#)
- [DeepSeek-Themed Crypto Explodes 600% On AI Disruption But Here's Why You Should Be Cautious - Yahoo Finance](#)
- [Bitcoin has 'nothing to do' with DeepSeek. Here's why its price tumbled anyway. - MarketWatch](#)
- [KuCoin pleads guilty, agrees to pay nearly \\$300 million in US crypto case - Reuters](#)
- [AI token selloff a product of too much 'excitement' - Blockworks](#)
- [Jupiter takes majority stake in Trump-favored memecoin app - Blockworks](#)

Crypto Futures

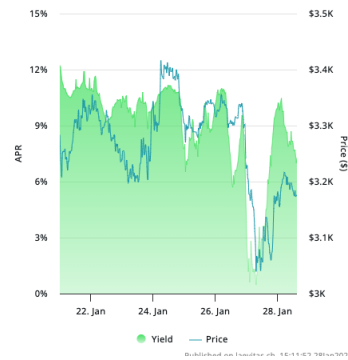
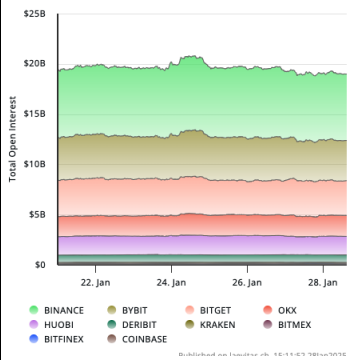
Futures Volume (BTC LHS ; ETH RHS), 1d



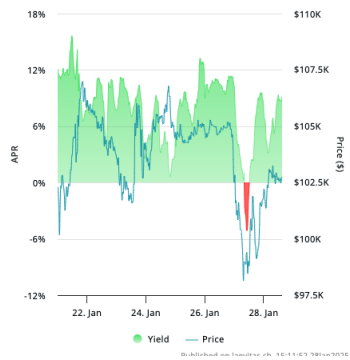
Futures Open Interest (BTC LHS ; ETH RHS)



OI Weighted Funding Rate (BTC LHS ; ETH RHS), 1d

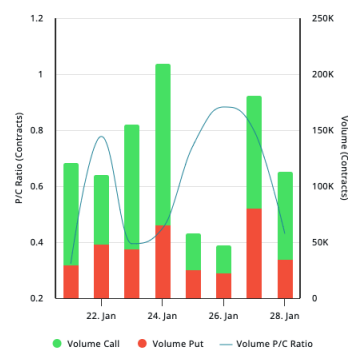
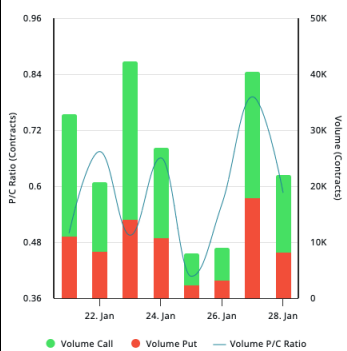


Liquidations (BTC LHS ; ETH RHS), 1d

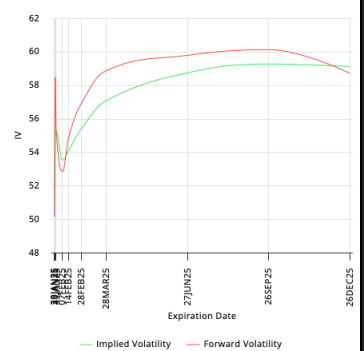
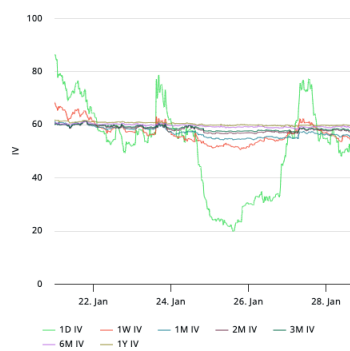


Crypto Options

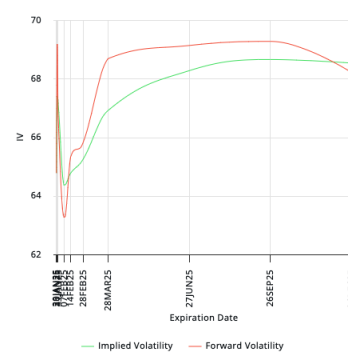
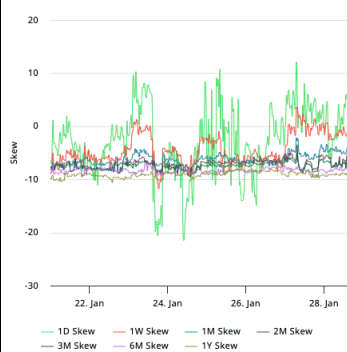
Options Volume & Put/Call Ratio (BTC LHS ; ETH RHS), 1d



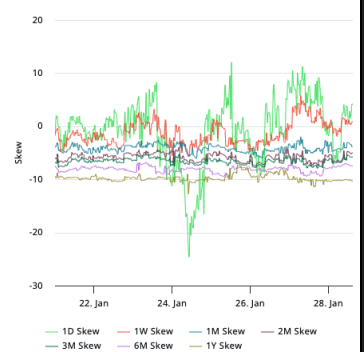
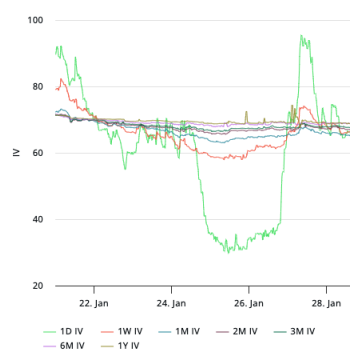
ATM Implied Volatility (BTC LHS ; ETH RHS)



ATM Implied Vol Term Structure (BTC LHS ; ETH RHS)



25 Delta Skew (BTC LHS ; ETH RHS)



About GSR

GSR has over a decade of extensive experience in the crypto market, serving as a trusted liquidity provider and active, multi-stage investor. Our suite of services includes OTC Trading, Derivatives, and Market Making. GSR is actively involved in every major sector of the digital asset ecosystem, working with token issuers, institutional investors, miners, and leading trading venues.

For more information or if we can help with anything, please see gsr.io or contact us at gsr@gsr.io.

Follow GSR for more content: [Twitter](#) [Telegram](#) [LinkedIn](#)

Authors

Brian Rudick, Senior Strategist	Twitter	Telegram
Carlos Guzman, Research Analyst	Twitter	Telegram
Toe Bautista, Research Analyst	Twitter	Telegram

Required Disclosures

This material is provided by GSR (the "Firm") solely for informational purposes. It is not intended to be advice or a recommendation to buy, sell or hold any investment mentioned. Investors should form their own views in relation to any proposed investment.

It is intended only for sophisticated, institutional investors and does not constitute an offer or commitment, a solicitation of an offer or commitment, or any advice or recommendation, to enter into or conclude any transaction (whether on the terms shown or otherwise), or to provide investment services in any state or country where such an offer or solicitation or provision would be illegal. The Firm is not and does not act as an advisor or fiduciary in providing this material.

This material is not an independent research report, and has not been prepared in accordance with any legal requirements by any regulator (including the FCA, FINRA or CFTC) designed to promote the independence of investment research.

This material is not independent of the Firm's proprietary interests, which may conflict with the interests of any counterparty of the Firm. The Firm may trade investments discussed in this material for its own account, may trade contrary to the views expressed in this material, and may have positions in other related instruments. The Firm is not subject to any prohibition on dealing ahead of the dissemination of this material.

Information contained herein is based on sources considered to be reliable, but is not guaranteed to be accurate or complete.

Any opinions or estimates expressed herein reflect a judgment made by the author(s) as of the date of publication, and are subject to change without notice. The Firm does not plan to update this information.

Trading and investing in digital assets involves significant risks including price volatility and illiquidity and may not be suitable for all investors. The Firm is not liable whatsoever for any direct or consequential loss arising from the use of this material.

Copyright of this material belongs to GSR. Neither this material nor any copy thereof may be taken, reproduced or redistributed, directly or indirectly, without prior written permission of GSR.

Please see [here](#) for additional Regulatory Legal Notices relevant to US, UK and Singapore

Notes & Sources

All options data is based on Deribit and derivatives graphics are from Laevidas. Market returns are based on price returns for the following ETFs: VOO, QQQ, EWU, EWG, EWJ, and EWH. Onchain volumes are not considered and thus certain token volumes may be understated (e.g., stETH).

CoinGecko	Santiment	DefiLlama	CoinMarketCap	Laevidas
L2Beat	Google Finance	TradingView	Deribit	WorldCoinIndex
Cryptorank	Investing.com	NFT Price Floor	CryptoSlate	