



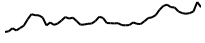

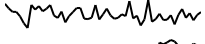






Crypto Leaderboard

Rank	Name	Ticker	Price	24h	7d	30d	24h Vol \$m	MC \$m	1-Year Chart
1	Bitcoin	BTC	\$102,363	-1%	-1%	10%	42,233	2,028,469	
2	Ethereum	ETH	\$3,119	-2%	-4%	-7%	18,880	375,833	
3	XRP Ledger	XRP	\$3.07	-4%	-3%	49%	6,591	177,007	
4	Tether	USDT	\$1.00	0%	0%	0%	48,584	139,406	
5	Solana	SOL	\$229	-3%	-11%	20%	4,987	111,508	
6	BNB	BNB	\$667	-1%	-4%	-5%	862	97,323	
7	USD Coin	USDC	\$1.00	0%	0%	0%	5,187	52,544	
8	Dogecoin	DOGE	\$0.33	-2%	-10%	4%	1,808	48,190	
9	Cardano	ADA	\$0.93	-4%	-6%	8%	704	33,228	
10	Lido stETH	STETH	\$3,117	-2%	-4%	-7%	98	29,655	

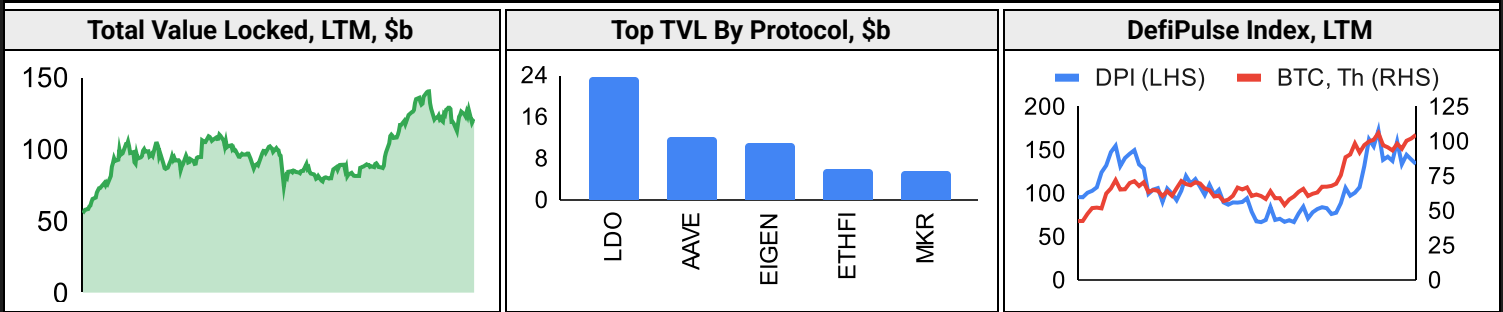
Top & Bottom Performers - Top 100 Tokens

24h		7 Days		30 Days		90 Days		365 Days	
WIF	16%	TRUMP	553%	TRUMP	197%	HBAR	561%	OM	4725%
MOVE	9%	JUP	36%	XDC	57%	BGB	503%	PEPE	1141%
TAO	7%	OM	24%	GT	49%	XRP	503%	BGB	1047%
UNI	7%	KCS	20%	XRP	49%	VIRTUAL	487%	XRP	501%
FLR	-7%	ENA	-20%	ENA	-28%	SEI	-22%	OP	-54%
FET	-8%	BONK	-24%	PEPE	-32%	STX	-24%	SEI	-57%
JUP	-9%	VIRTUAL	-29%	LBTC	-42%	LBTC	-38%	ARB	-68%
RAY	-10%	FET	-100%	VIRTUAL	-44%	WIF	-45%	TIA	-78%

Category Performance

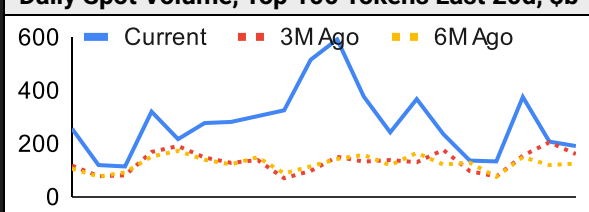
Category	7d	30d	90d	180d	365d	Ecosystem	7d	30d	90d	180d	365d
Lending	13%	10%	52%	51%	73%	Avalanche	-2%	-4%	48%	44%	32%
Currency	-5%	6%	123%	121%	124%	Solana	-11%	-8%	45%	24%	23%
CEXs	-1%	6%	62%	81%	83%	Tron	-8%	-9%	25%	78%	102%
Other DeFi	-6%	5%	76%	46%	35%	Cosmos	15%	-10%	-2%	-5%	-24%
Meme	-13%	-10%	31%	71%	173%	Polygon	-9%	-16%	21%	13%	-9%
Smart Contract	-8%	-12%	44%	37%	18%	Ethereum	-10%	-17%	59%	45%	13%
Scaling	-4%	-15%	21%	11%	-31%	Polkadot	-9%	-22%	17%	12%	-6%
Privacy	-8%	-16%	35%	31%	17%	BSC	-5%	-23%	-7%	-8%	-19%
IoT/Data/Comp.	-10%	-16%	22%	13%	-10%	 <p>1-Year BTC Dominance</p>					
Gaming/Entertai	-9%	-17%	32%	25%	-14%						
DEX	-11%	-18%	32%	39%	15%						

DeFi

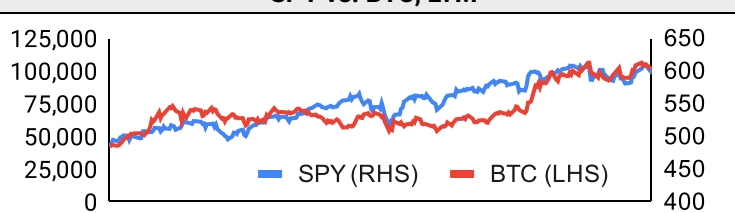


Trading Volume

Aggregate Volumes by Product, \$b					Top Derivatives Exchanges, \$m and bps					Top Spot Exchanges, \$m		
Product	1d	7d	30d	O/I	Exchange	1d Vol	O/I	Mkr	Tkr	Exchange	Mkts	1d Vol
Spot	52	536.08	2180	n/a	Binance	62,795	29,668	2.0	4.0	Binance	1,777	20,010
Perpetuals	176	1,670	7,260	1,160	Bybit	25,661	20,960	2.0	5.5	Bybit	1,137	5,494
Futures	0	3	11	1	Bitget	23,781	19,704	2.0	6.0	Coinbase	418	4,373
Options	0	1	2	n/a	OKX	22,545	8,274	2.0	5.0	OKX	880	2,900

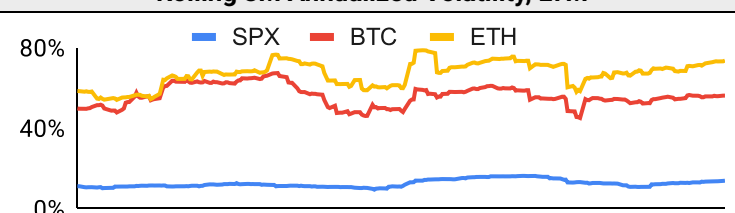
Daily Spot Volume, Top 100 Tokens Last 20d, \$b				Top Volume, 1d, \$m		Top Volume, %20d Avg		Low Volume, %20d Avg	
				USDT	84,836	WIF	272%	FET	0%
				BTC	42,255	TAO	133%	TRUMP	18%
				ETH	20,013	LBTC	133%	WEETH	32%
				USDC	8,039	OM	132%	LEO	35%
				XRP	7,207	KCS	128%	OKB	38%

Traditional Finance

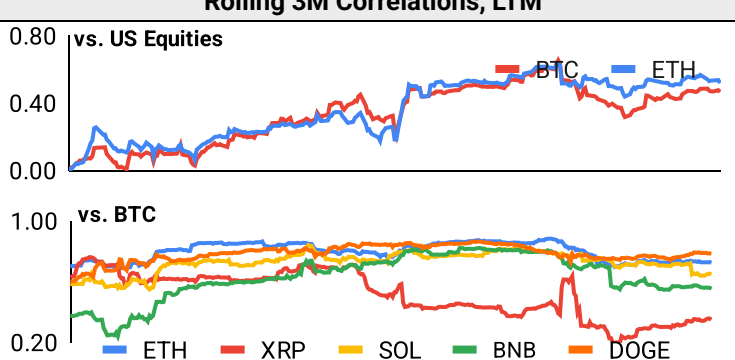
Global Equity Markets							SPY vs. BTC, LTM				
	US	USGrwth	UK	Germany	Japan	HK					
1D	1%	1%	1%	0%	1%	0%					
7D	0%	-1%	-1%	2%	1%	0%					
90D	4%	5%	-1%	6%	0%	-8%					
365D	23%	22%	1%	17%	3%	2%					

10-Year Treasury Yields							Commodities & FX					
	US	Brazil	UK	Germany	Japan	HK	Last	WTI	Gas	Gold	USD/EUR	USD/JPY
Last	4.52%	15.00%	4.64%	2.55%	1.20%	3.68%	Last	73.4	3.14	0	0.96	155.4
1d Chg	-0.03	-0.06	0.02	-0.02	0.01	-0.06	1d % Chg	-0.5%	0.5%	56.4%	0.3%	-0.1%

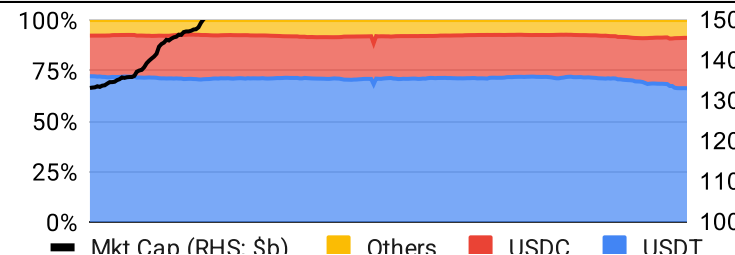
Volatility

Annualized Volatility							Rolling 3M Annualized Volatility, LTM			
	BTC	ETH	XRP	SOL	BNB	DOGE				
30D	42%	62%	100%	99%	33%	99%				
90D	51%	70%	130%	87%	54%	122%				
180D	51%	68%	104%	80%	51%	103%				
365D	53%	65%	88%	83%	58%	105%				

Correlations

Intra-Crypto Correlations, LTM							Rolling 3M Correlations, LTM				
	BTC	ETH	XRP	SOL	BNB	DOGE					
BTC											
ETH	0.80										
XRP	0.43	0.43									
SOL	0.72	0.66	0.38								
BNB	0.65	0.63	0.31	0.59							
DOGE	0.79	0.67	0.44	0.61	0.51						

Stablecoins

Stablecoin Market Size and Volume, \$m					Stablecoin Dominance (LHS) & Market Cap \$b (RHS), LTM	
Ticker	Price	1d Vol	20d Avg Vol	Market Cap		
USDT	1.00	84,836	126,435	139,401		
USDC	1.00	8,039	11,619	52,549		
USDe	1.00	104	103	5,835		
DAI	1.00	186	168	5,364		
FDUSD				1,834		
USDO	1.00			1,205		

Ethereum Mainnet & Layer 2s

Mainnet & Layer 2 Transactions (m/day) and L2 TVL (\$m)					Transactions (m/day), Rolling 90-Day Average, LTM																													
Network	1d	30d Avg	TVL	Tech Type																														
Base	8.7	326.5		Optimistic Rollup	<table border="1"> <thead> <tr> <th colspan="6">Layer 2 Token Performance & Market Cap (\$b)</th> </tr> <tr> <th></th> <th></th> <th></th> <th></th> <th></th> <th>0.793</th> </tr> </thead> <tbody> <tr> <td>24h Return</td> <td></td> <td></td> <td></td> <td></td> <td></td> </tr> <tr> <td>Market Cap</td> <td>0.0</td> <td>0.0</td> <td>+1.01%</td> <td>0.0</td> <td>+10.56%</td> </tr> </tbody> </table>						Layer 2 Token Performance & Market Cap (\$b)											0.793	24h Return						Market Cap	0.0	0.0	+1.01%	0.0	+10.56%
Layer 2 Token Performance & Market Cap (\$b)																																		
											0.793																							
24h Return																																		
Market Cap	0.0	0.0	+1.01%	0.0							+10.56%																							
Taiko	2.4	69.1		Optimistic Rollup																														
Arbitrum One	1.6	57.6		Optimistic Rollup																														
World Chain	2.3	48.5																																
Ethereum	1.2	36.9	-	mainnet																														
OP Mainnet	0.7	24.3		Optimistic Rollup																														
Lisk	0.5	15.3		Optimistic Rollup																														
Blast	0.3	11.5		Optimistic Rollup																														
Mint	0.2	8.3		Optimistic Rollup																														
ZKsync Era	0.1	4.6		ZK Rollup																														

NFTs and DAOs

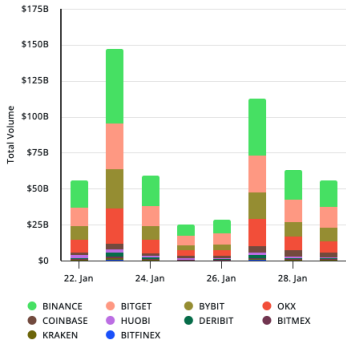
NFT Collection Stats (\$; Volume, MC in \$m)						DAO Treasury Amount (\$m) and Composition					
Collection	Floor	% Listed	3M Ret.	3M Vol	Market Cap	DAO	Treasury	Stables	BTC/ETH	Own Tokens	Other
CryptoPunks	120,129	41%	83%	114,168	1,200	Uniswap	4,786	0%	0%	100%	0%
Bored Ape Yacht C	41,624	54%	46%	102,448	416	Mantle	3,563	1%	6%	91%	2%
Pudgy Penguins	39,247	55%	81%	431,386	349	Optimism	2,903	0%	0%	100%	0%
Autoglyphs	342,632	34%	38%	1,783	175	ENS	2,225	1%	7%	92%	1%
Chromie Squiggle	14,574	28%	95%	3,874	146	Arbitrum	1,753	0%	1%	99%	0%
Milady Maker	14,471	53%	27%	71,258	145	Ethereum	843	0%	100%	0%	0%
Mutant Ape Yacht	7,161	60%	59%	61,402	140	Golem	417	0%	89%	11%	0%
Doodles	13,627	39%	494%	82,445	136	Gnosis	338	8%	5%	57%	31%
Mad Lads	13,188	62%	150%	29,362	131	Lido	326	7%	33%	59%	1%
Fidenza by Tyler H	15,900	50%	71%	3,954	125	AAVE	287	19%	5%	68%	9%

Crypto News

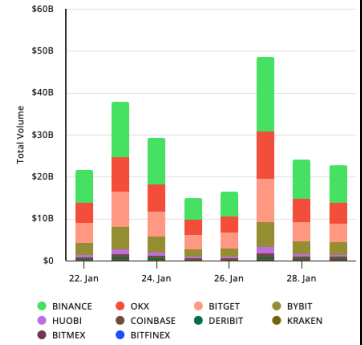
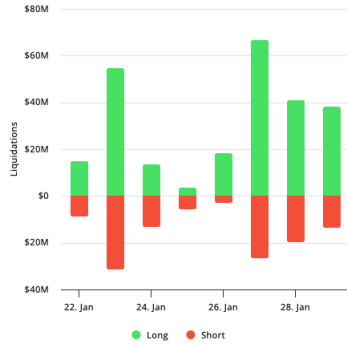
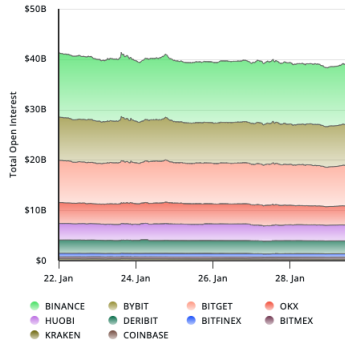
- [Czech central bank head wants it to buy billions of euros in bitcoin - Financial Times](#)
- [Bitcoin News: Japan's Metaplanet Says It Wants to Buy 21,000 Bitcoin by 2026 - CoinDesk](#)
- [Why DeepSeek has been so unsettling for the stock market in 3 charts - Yahoo Finance](#)
- [How Lunar New Year brightens Bitcoin and crypto trading - Cointelegraph](#)
- [EV energy tech firm Nuvve to start buying Bitcoin - Cointelegraph](#)
- [SOL investors shrug off unlocks - Blockworks](#)
- [Blockchain Association crafts 'consensus position' on market structure policy - Blockworks](#)
- [It's Fed Decision Day Eve. All anyone can talk about is the AI selloff. - Blockworks](#)
- [Cardano Will Transition to Full Decentralized Governance After Wednesday's Hard Fork, Cardano Foundation Says - CoinDesk](#)

Crypto Futures

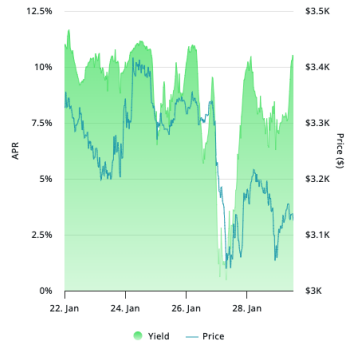
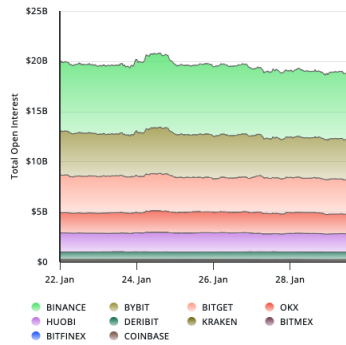
Futures Volume (BTC LHS ; ETH RHS), 1d



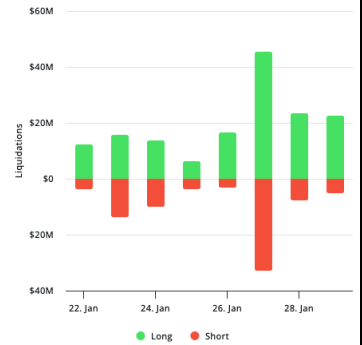
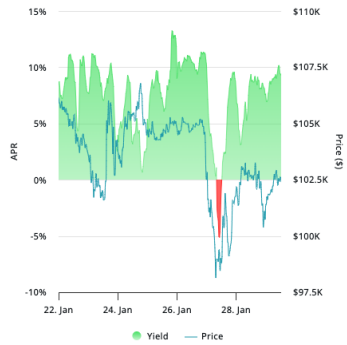
Futures Open Interest (BTC LHS ; ETH RHS)



OI Weighted Funding Rate (BTC LHS ; ETH RHS), 1d

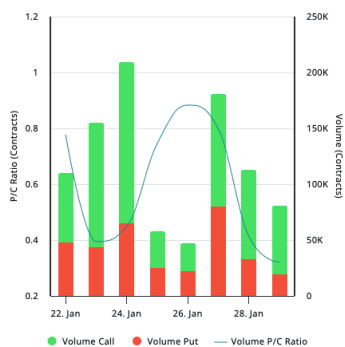
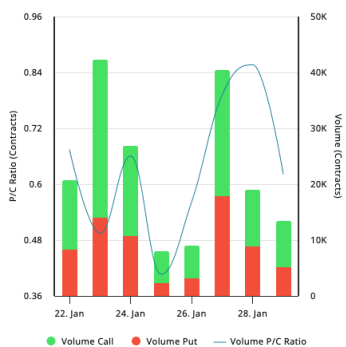


Liquidations (BTC LHS ; ETH RHS), 1d

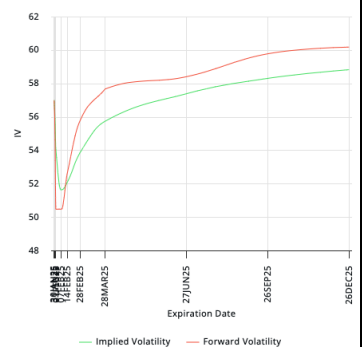
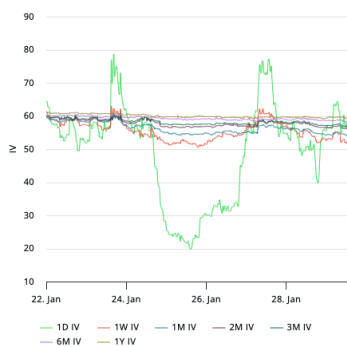


Crypto Options

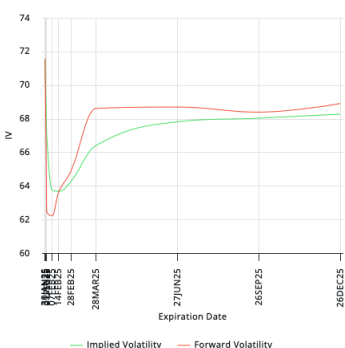
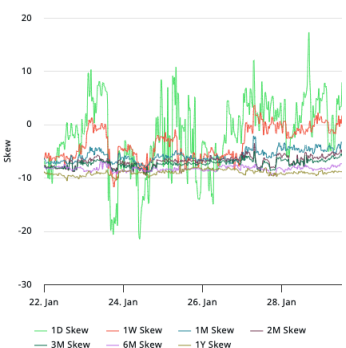
Options Volume & Put/Call Ratio (BTC LHS ; ETH RHS), 1d



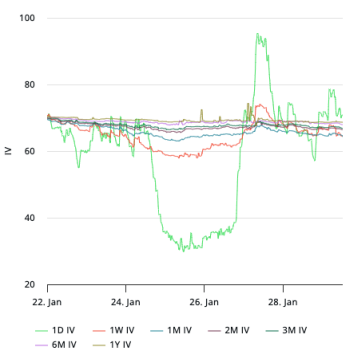
ATM Implied Volatility (BTC LHS ; ETH RHS)



ATM Implied Vol Term Structure (BTC LHS ; ETH RHS)



25 Delta Skew (BTC LHS ; ETH RHS)





January 29, 2025

About GSR

GSR has over a decade of extensive experience in the crypto market, serving as a trusted liquidity provider and active, multi-stage investor. Our suite of services includes OTC Trading, Derivatives, and Market Making. GSR is actively involved in every major sector of the digital asset ecosystem, working with token issuers, institutional investors, miners, and leading trading venues.

For more information or if we can help with anything, please see gsr.io or contact us at gsr@gsr.io.

Follow GSR for more content: [Twitter](#) [Telegram](#) [LinkedIn](#)

Authors

Brian Rudick, Senior Strategist	Twitter	Telegram
Carlos Guzman, Research Analyst	Twitter	Telegram
Toe Bautista, Research Analyst	Twitter	Telegram

Required Disclosures

This material is provided by GSR (the "Firm") solely for informational purposes. It is not intended to be advice or a recommendation to buy, sell or hold any investment mentioned. Investors should form their own views in relation to any proposed investment.

It is intended only for sophisticated, institutional investors and does not constitute an offer or commitment, a solicitation of an offer or commitment, or any advice or recommendation, to enter into or conclude any transaction (whether on the terms shown or otherwise), or to provide investment services in any state or country where such an offer or solicitation or provision would be illegal. The Firm is not and does not act as an advisor or fiduciary in providing this material.

This material is not an independent research report, and has not been prepared in accordance with any legal requirements by any regulator (including the FCA, FINRA or CFTC) designed to promote the independence of investment research.

This material is not independent of the Firm's proprietary interests, which may conflict with the interests of any counterparty of the Firm. The Firm may trade investments discussed in this material for its own account, may trade contrary to the views expressed in this material, and may have positions in other related instruments. The Firm is not subject to any prohibition on dealing ahead of the dissemination of this material.

Information contained herein is based on sources considered to be reliable, but is not guaranteed to be accurate or complete.

Any opinions or estimates expressed herein reflect a judgment made by the author(s) as of the date of publication, and are subject to change without notice. The Firm does not plan to update this information.

Trading and investing in digital assets involves significant risks including price volatility and illiquidity and may not be suitable for all investors. The Firm is not liable whatsoever for any direct or consequential loss arising from the use of this material.

Copyright of this material belongs to GSR. Neither this material nor any copy thereof may be taken, reproduced or redistributed, directly or indirectly, without prior written permission of GSR.

Please see [here](#) for additional Regulatory Legal Notices relevant to US, UK and Singapore

Notes & Sources

All options data is based on Deribit and derivatives graphics are from Laevidas. Market returns are based on price returns for the following ETFs: VOO, QQQ, EWU, EWG, EWJ, and EWH. Onchain volumes are not considered and thus certain token volumes may be understated (e.g., stETH).

CoinGecko	Santiment	DefiLlama	CoinMarketCap	Laevidas
L2Beat	Google Finance	TradingView	Deribit	WorldCoinIndex
Cryptorank	Investing.com	NFT Price Floor	CryptoSlate	