





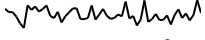






Crypto Leaderboard

Rank	Name	Ticker	Price	24h	7d	30d	24h Vol \$m	MC \$m	1-Year Chart
1	Bitcoin	BTC	\$105,021	3%	1%	12%	52,072	2,080,865	
2	Ethereum	ETH	\$3,222	4%	-3%	-3%	24,074	388,036	
3	XRP Ledger	XRP	\$3.09	1%	-1%	49%	6,205	177,930	
4	Tether	USDT	\$1.00	0%	0%	0%	58,567	139,390	
5	Solana	SOL	\$240	5%	-6%	27%	7,158	116,575	
6	BNB	BNB	\$679	2%	-2%	-3%	680	98,985	
7	USD Coin	USDC	\$1.00	0%	0%	0%	7,638	52,669	
8	Dogecoin	DOGE	\$0.33	2%	-6%	5%	1,838	48,892	
9	Cardano	ADA	\$0.95	3%	-3%	13%	791	34,212	
10	Lido stETH	STETH	\$3,218	4%	-3%	-3%	66	30,509	

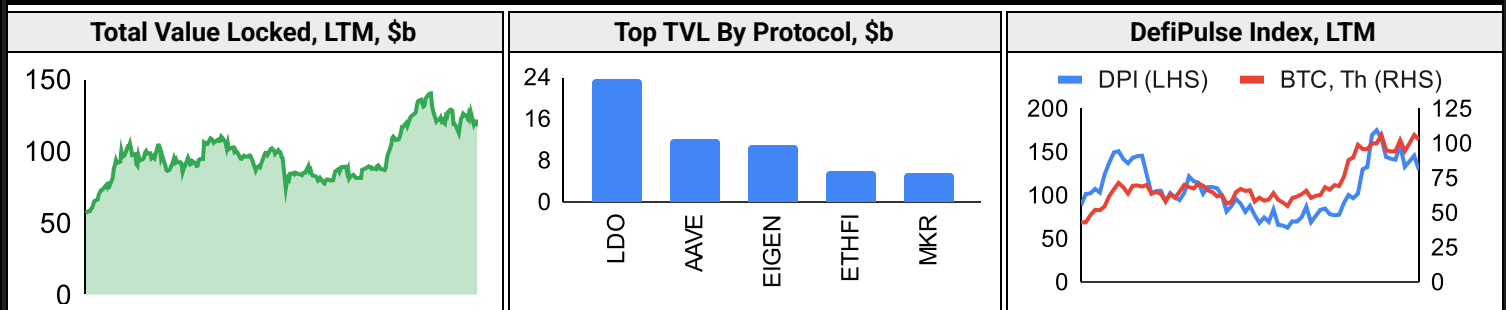
Top & Bottom Performers - Top 100 Tokens

24h		7 Days		30 Days		90 Days		365 Days	
XCN	31%	TRUMP	613%	XCN	1538%	XCN	3009%	OM	4449%
FARTCOIN	22%	XCN	64%	TRUMP	299%	HBAR	583%	XCN	2905%
HYPE	19%	JUP	36%	XDC	56%	BGB	512%	PEPE	1306%
SPX	19%	OM	35%	RAY	53%	XRP	502%	BGB	1062%
SUSDS	0%	PEPE	-16%	SEI	-18%	APT	-14%	OP	-49%
FTN	0%	BONK	-20%	PEPE	-36%	SEI	-14%	SEI	-50%
TON	0%	VIRTUAL	-21%	LBTC	-41%	STX	-19%	ARB	-64%
TRUMP	-1%	FET	-100%	VIRTUAL	-48%	LBTC	-36%	TIA	-74%

Category Performance

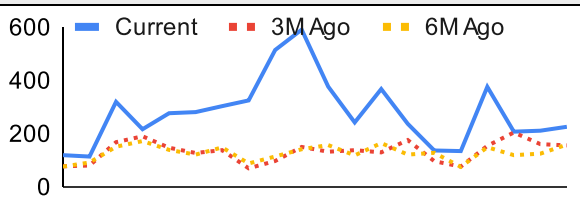
Category	7d	30d	90d	180d	365d	Ecosystem	7d	30d	90d	180d	365d
Lending	8%	13%	55%	64%	83%	Solana	-2%	5%	69%	41%	41%
Other DeFi	-3%	13%	79%	60%	47%	Avalanche	-1%	1%	54%	56%	41%
Currency	0%	11%	131%	133%	135%	Tron	-4%	-8%	29%	83%	111%
CEXs	1%	2%	64%	88%	91%	Ethereum	-7%	-11%	68%	63%	22%
Meme	-8%	-4%	45%	89%	191%	Polygon	-4%	-11%	30%	24%	-1%
Smart Contract	-6%	-8%	49%	47%	25%	Polkadot	-6%	-17%	23%	21%	0%
IoT/Data/Comp.	-3%	-8%	31%	26%	-1%	BSC	-3%	-19%	-3%	0%	-13%
Privacy	-3%	-10%	43%	43%	26%	Cosmos	-15%	-21%	0%	-3%	-26%
Scaling	-2%	-10%	28%	21%	-25%						
DEX	-4%	-11%	41%	57%	32%						
Gaming/Entertai	-5%	-13%	39%	36%	-6%						

DeFi

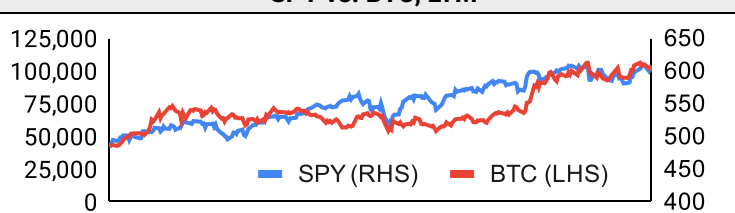


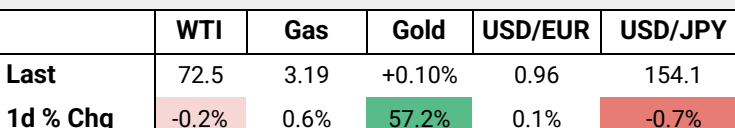
Trading Volume

Aggregate Volumes by Product, \$b					Top Derivatives Exchanges, \$m and bps				Top Spot Exchanges, \$m			
Product	1d	7d	30d	O/I	Exchange	1d Vol	O/I	Mkr	Tkr	Exchange	Mkts	1d Vol
Spot	63	496.57	2250	n/a	Binance	71,414	30,936	2.0	4.0	Binance	1,777	22,634
Perpetuals	214	1,580	7,540	1,170	Bybit	30,233	21,833	2.0	5.5	Bybit	1,138	7,177
Futures	0	3	11	1	Bitget	30,226	20,532	2.0	6.0	Coinbase	418	5,478
Options	0	1	2	n/a	OKX	27,467	8,739	2.0	5.0	OKX	881	3,490

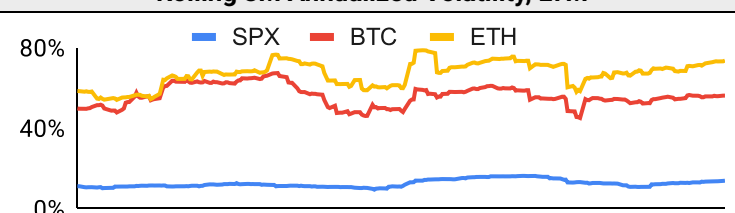
Daily Spot Volume, Top 100 Tokens Last 20d, \$b	Top Volume, 1d, \$m		Top Volume, %20d Avg		Low Volume, %20d Avg	
	USDT	99,974	METH	177%	FET	0%
	BTC	51,430	XCN	169%	TRUMP	17%
	ETH	24,380	OM	154%	LEO	36%
	USDC	9,548	ONDO	150%	OKB	43%
	FDUSD	6,787	LTC	145%	XLM	44%

Traditional Finance

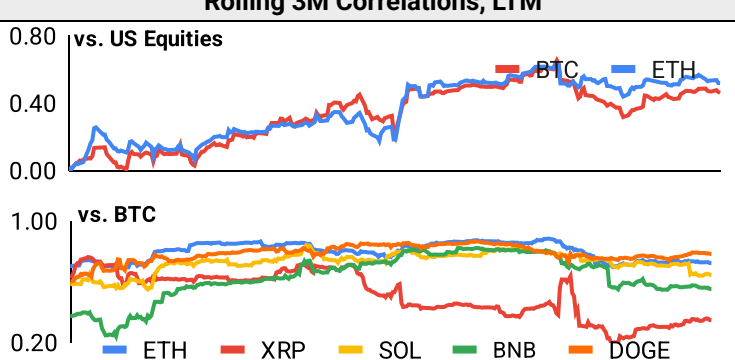
Global Equity Markets							SPY vs. BTC, LTM				
	US	USGrwth	UK	Germany	Japan	HK					
1D	0%	0%	1%	1%	0%	0%					
7D	-1%	-2%	1%	2%	1%	0%					
90D	6%	8%	2%	7%	0%	-8%					
365D	23%	22%	0%	18%	3%	4%					

10-Year Treasury Yields							Commodities & FX					
	US	Brazil	UK	Germany	Japan	HK						
Last	4.49%	15.04%	4.60%	2.51%	1.21%	3.68%	Last	72.5	3.19	+0.10%	0.96	154.1
1d Chg	-0.06	-0.06	-0.01	-0.06	0.00	-0.06	1d % Chg	-0.2%	0.6%	57.2%	0.1%	-0.7%

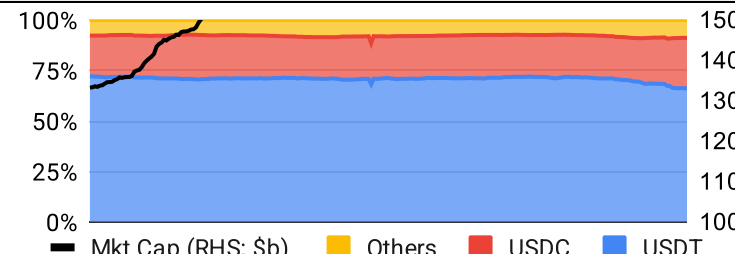
Volatility

Annualized Volatility							Rolling 3M Annualized Volatility, LTM			
	BTC	ETH	XRP	SOL	BNB	DOGE				
30D	43%	64%	100%	100%	34%	99%				
90D	51%	70%	130%	87%	54%	122%				
180D	51%	68%	104%	79%	51%	103%				
365D	53%	65%	88%	83%	58%	105%				

Correlations

Intra-Crypto Correlations, LTM							Rolling 3M Correlations, LTM				
	BTC	ETH	XRP	SOL	BNB	DOGE					
BTC											
ETH	0.80										
XRP	0.43	0.42									
SOL	0.72	0.66	0.38								
BNB	0.65	0.63	0.31	0.59							
DOGE	0.79	0.67	0.44	0.61	0.51						

Stablecoins

Stablecoin Market Size and Volume, \$m					Stablecoin Dominance (LHS) & Market Cap \$b (RHS), LTM	
Ticker	Price	1d Vol	20d Avg Vol	Market Cap		
USDT	1.00	99,974	125,946	139,401		
USDC	1.00	9,548	11,740	52,672		
USDe	1.00	80	100	5,882		
DAI	1.00	195	172	5,365		
FDUSD				1,835		
USDO	1.00			1,198		

Ethereum Mainnet & Layer 2s

Mainnet & Layer 2 Transactions (m/day) and L2 TVL (\$m)					Transactions (m/day), Rolling 90-Day Average, LTM																													
Network	1d	30d Avg	TVL	Tech Type																														
Base	9.3	325.5		Optimistic Rollup	<table border="1"> <thead> <tr> <th colspan="6">Layer 2 Token Performance & Market Cap (\$b)</th> </tr> <tr> <td></td> <td></td> <td></td> <td></td> <td></td> <td>0.83</td> </tr> <tr> <td>24h Return</td> <td></td> <td></td> <td></td> <td></td> <td></td> </tr> <tr> <td>Market Cap</td> <td>+9.54%</td> <td>+4.19%</td> <td>+3.15%</td> <td>+4.52%</td> <td>+5.00%</td> </tr> </thead> </table>						Layer 2 Token Performance & Market Cap (\$b)											0.83	24h Return						Market Cap	+9.54%	+4.19%	+3.15%	+4.52%	+5.00%
Layer 2 Token Performance & Market Cap (\$b)																																		
											0.83																							
24h Return																																		
Market Cap	+9.54%	+4.19%	+3.15%	+4.52%							+5.00%																							
Taiko	2.6	69.6		Optimistic Rollup																														
Arbitrum One	1.5	57.1		Optimistic Rollup																														
World Chain	1.8	48.9																																
Ethereum	1.2	36.8	-	mainnet																														
OP Mainnet	0.8	24.3		Optimistic Rollup																														
Lisk	0.6	15.4		Optimistic Rollup																														
Blast	0.4	11.6		Optimistic Rollup																														
Mint	0.3	8.3		Optimistic Rollup																														
Soneium	0.6	4.9																																

NFTs and DAOs

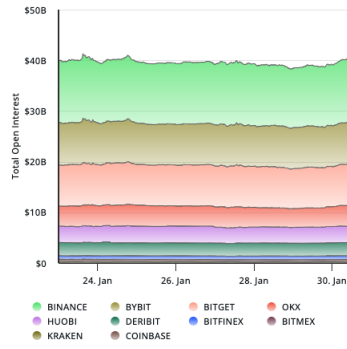
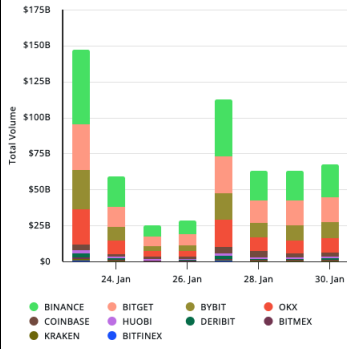
NFT Collection Stats (\$; Volume, MC in \$m)						DAO Treasury Amount (\$m) and Composition					
Collection	Floor	% Listed	3M Ret.	3M Vol	Market Cap	DAO	Treasury	Stables	BTC/ETH	Own Tokens	Other
CryptoPunks	123,908	41%	98%	114,537	1,200	Uniswap	4,834	0%	0%	100%	0%
Bored Ape Yacht C	41,831	54%	49%	102,702	418	Mantle	3,765	1%	6%	91%	2%
Pudgy Penguins	39,082	55%	84%	433,554	347	Optimism	2,963	0%	0%	100%	0%
Autoglyphs	355,623	34%	44%	1,783	182	ENS	2,322	1%	7%	92%	1%
Milady Maker	16,255	53%	51%	71,662	163	Arbitrum	1,802	0%	1%	99%	0%
Chromie Squiggle	14,839	28%	86%	3,894	148	Ethereum	867	0%	100%	0%	0%
Doodles	14,612	39%	333%	82,841	146	Golem	426	0%	90%	10%	0%
Mad Lads	13,835	62%	177%	29,227	138	Gnosis	345	8%	5%	57%	31%
Mutant Ape Yacht	7,057	60%	59%	61,359	138	Lido	336	7%	32%	59%	1%
Fidenza by Tyler H	15,900	50%	69%	3,954	122	AAVE	292	19%	5%	68%	9%

Crypto News

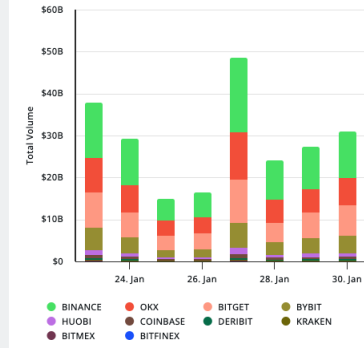
- [Bitcoin Extends Advance After Fed Meeting. Powell Commentary - Bloomberg](#)
- [Lawmakers in El Salvador rush new bitcoin reform after IMF deal - Reuters Canada](#)
- [Chinese New Year may fuel 20% jump in bitcoin's price, research says - Yahoo Finance](#)
- [Trump Media surges after expansion into financial services including crypto and ETFs - CNBC](#)
- [US crypto firms expand offerings as Trump takes over - Blockworks](#)
- [Questions remain amid crypto ETF frenzy - Blockworks](#)
- [World's Largest Sovereign Wealth Fund Has Indirect Bitcoin Exposure of More Than \\$355M - CoinDesk](#)
- [Crypto Daybook Americas: Litecoin Leads on Optimistic ETF Signal as Market Rallies After Powell Talks - CoinDesk](#)
- [BlockFills and CoinDesk Indices Launch Options Market for CoinDesk 20 Index - CoinDesk](#)

Crypto Futures

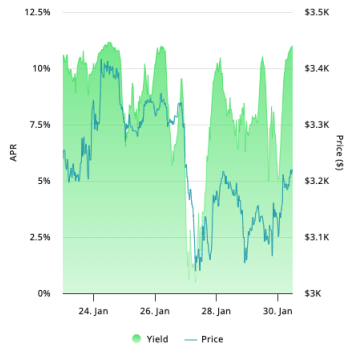
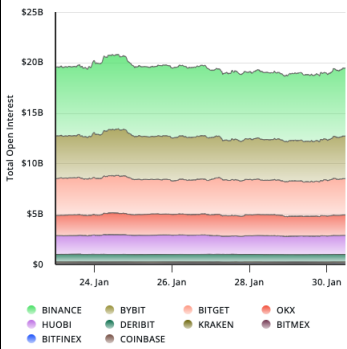
Futures Volume (BTC LHS ; ETH RHS), 1d



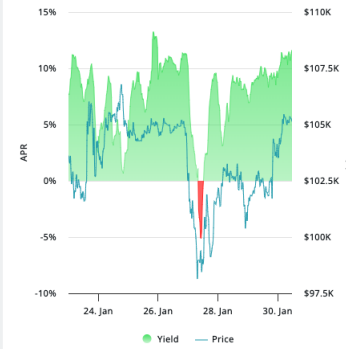
Futures Open Interest (BTC LHS ; ETH RHS)



OI Weighted Funding Rate (BTC LHS ; ETH RHS), 1d

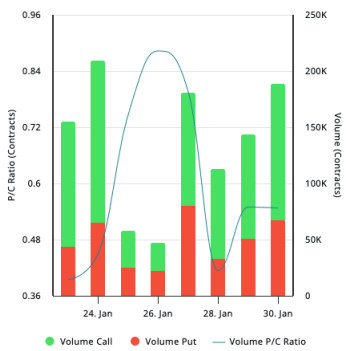
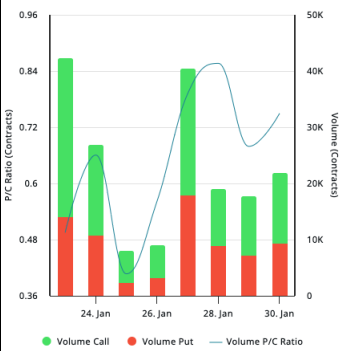


Liquidations (BTC LHS ; ETH RHS), 1d

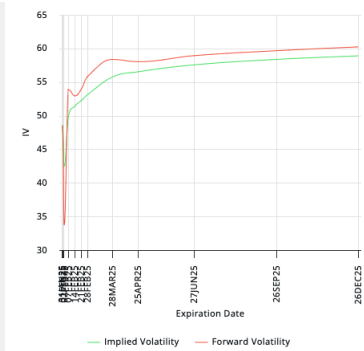
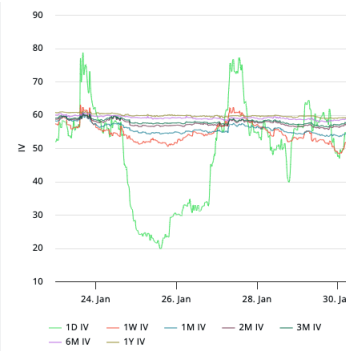


Crypto Options

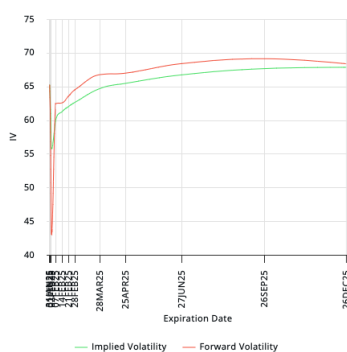
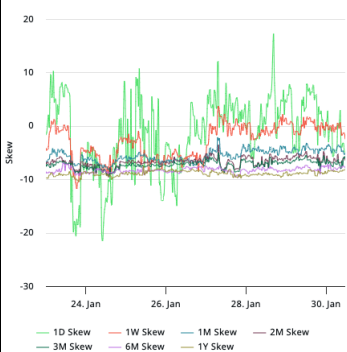
Options Volume & Put/Call Ratio (BTC LHS ; ETH RHS), 1d



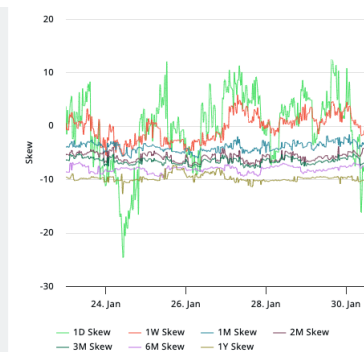
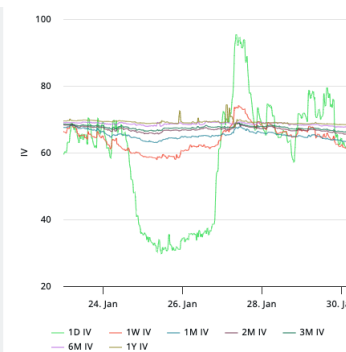
ATM Implied Volatility (BTC LHS ; ETH RHS)



ATM Implied Vol Term Structure (BTC LHS ; ETH RHS)



25 Delta Skew (BTC LHS ; ETH RHS)





January 30, 2025

About GSR

GSR has over a decade of extensive experience in the crypto market, serving as a trusted liquidity provider and active, multi-stage investor. Our suite of services includes OTC Trading, Derivatives, and Market Making. GSR is actively involved in every major sector of the digital asset ecosystem, working with token issuers, institutional investors, miners, and leading trading venues.

For more information or if we can help with anything, please see gsr.io or contact us at gsr@gsr.io.

Follow GSR for more content: [Twitter](#) [Telegram](#) [LinkedIn](#)

Authors

Brian Rudick, Senior Strategist	Twitter	Telegram
Carlos Guzman, Research Analyst	Twitter	Telegram
Toe Bautista, Research Analyst	Twitter	Telegram

Required Disclosures

This material is provided by GSR (the "Firm") solely for informational purposes. It is not intended to be advice or a recommendation to buy, sell or hold any investment mentioned. Investors should form their own views in relation to any proposed investment.

It is intended only for sophisticated, institutional investors and does not constitute an offer or commitment, a solicitation of an offer or commitment, or any advice or recommendation, to enter into or conclude any transaction (whether on the terms shown or otherwise), or to provide investment services in any state or country where such an offer or solicitation or provision would be illegal. The Firm is not and does not act as an advisor or fiduciary in providing this material.

This material is not an independent research report, and has not been prepared in accordance with any legal requirements by any regulator (including the FCA, FINRA or CFTC) designed to promote the independence of investment research.

This material is not independent of the Firm's proprietary interests, which may conflict with the interests of any counterparty of the Firm. The Firm may trade investments discussed in this material for its own account, may trade contrary to the views expressed in this material, and may have positions in other related instruments. The Firm is not subject to any prohibition on dealing ahead of the dissemination of this material.

Information contained herein is based on sources considered to be reliable, but is not guaranteed to be accurate or complete.

Any opinions or estimates expressed herein reflect a judgment made by the author(s) as of the date of publication, and are subject to change without notice. The Firm does not plan to update this information.

Trading and investing in digital assets involves significant risks including price volatility and illiquidity and may not be suitable for all investors. The Firm is not liable whatsoever for any direct or consequential loss arising from the use of this material.

Copyright of this material belongs to GSR. Neither this material nor any copy thereof may be taken, reproduced or redistributed, directly or indirectly, without prior written permission of GSR.

Please see [here](#) for additional Regulatory Legal Notices relevant to US, UK and Singapore

Notes & Sources

All options data is based on Deribit and derivatives graphics are from Laevidas. Market returns are based on price returns for the following ETFs: VOO, QQQ, EWU, EWG, EWJ, and EWH. Onchain volumes are not considered and thus certain token volumes may be understated (e.g., stETH).

CoinGecko	Santiment	DefiLlama	CoinMarketCap	Laevidas
L2Beat	Google Finance	TradingView	Deribit	WorldCoinIndex
Cryptorank	Investing.com	NFT Price Floor	CryptoSlate	