





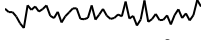





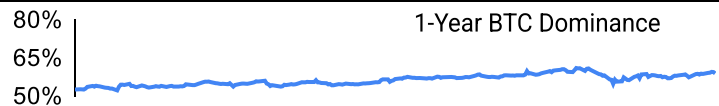
Crypto Leaderboard

Rank	Name	Ticker	Price	24h	7d	30d	24h Vol \$m	MC \$m	1-Year Chart
1	Bitcoin	BTC	\$104,827	-1%	0%	11%	38,404	2,078,759	
2	Ethereum	ETH	\$3,356	3%	1%	0%	22,247	404,602	
3	XRP Ledger	XRP	\$3.1	0%	0%	34%	4,253	179,004	
4	Tether	USDT	\$1.00	0%	0%	0%	34,690	139,421	
5	Solana	SOL	\$241	0%	-5%	24%	4,351	117,484	
6	BNB	BNB	\$684	1%	1%	-3%	506	99,775	
7	USD Coin	USDC	\$1.00	0%	0%	0%	8,617	53,453	
8	Dogecoin	DOGE	\$0.34	1%	-4%	4%	1,282	49,719	
9	Cardano	ADA	\$0.98	2%	1%	7%	666	35,134	
10	Lido stETH	STETH	\$3,354	3%	2%	0%	66	31,741	

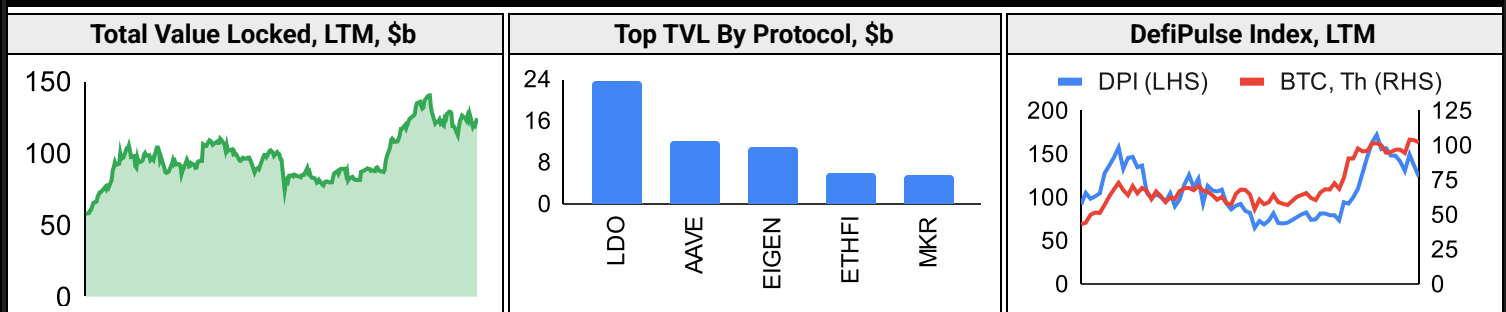
Top & Bottom Performers - Top 100 Tokens

24h		7 Days		30 Days		90 Days		365 Days	
JASMY	23%	OM	53%	RAY	48%	HBAR	612%	OM	5193%
LDO	17%	JUP	27%	GT	43%	BGB	521%	PEPE	1445%
VIRTUAL	12%	TAO	26%	OM	42%	XRP	508%	BGB	1021%
S	12%	JASMY	21%	KCS	36%	VIRTUAL	463%	ONDO	651%
OP	-2%	BONK	-13%	WIF	-33%	STX	-12%	POL	-48%
OKB	-3%	OP	-15%	LBTC	-41%	LBTC	-36%	OP	-51%
TRUMP	-3%	TRUMP	-70%	TRUMP	-41%	WIF	-43%	ARB	-63%
MOVE	-5%	FET	-100%	VIRTUAL	-50%	TRUMP	-67%	TIA	-74%

Category Performance

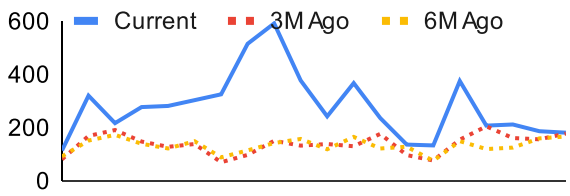
Category	7d	30d	90d	180d	365d	Ecosystem	7d	30d	90d	180d	365d
Other DeFi	13%	17%	83%	70%	52%	Solana	2%	3%	71%	52%	44%
Lending	4%	8%	56%	74%	82%	Avalanche	3%	-1%	61%	70%	43%
Currency	2%	6%	138%	151%	138%	Tron	-2%	-7%	33%	91%	114%
CEXs	2%	3%	70%	101%	94%	Ethereum	0%	-9%	83%	83%	29%
Meme	-3%	-3%	53%	105%	199%	Polygon	0%	-11%	37%	36%	2%
Smart Contract	-1%	-9%	57%	60%	28%	Polkadot	-1%	-17%	30%	35%	2%
IoT/Data/Comp.	2%	-9%	41%	39%	3%	BSC	1%	-18%	1%	9%	-11%
Scaling	3%	-11%	35%	33%	-23%	Cosmos	-3%	-21%	6%	6%	-24%
DEX	3%	-11%	49%	70%	36%						
Privacy	2%	-12%	49%	49%	28%						
Gaming/Entertai	-9%	-20%	43%	47%	-5%						

DeFi

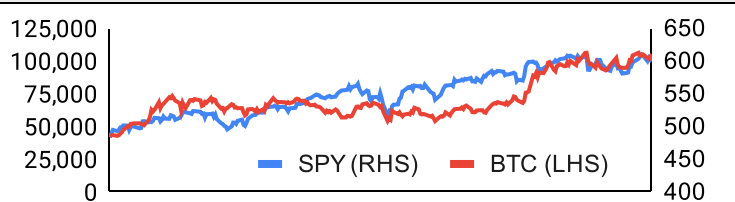


Trading Volume

Aggregate Volumes by Product, \$b					Top Derivatives Exchanges, \$m and bps					Top Spot Exchanges, \$m		
Product	1d	7d	30d	O/I	Exchange	1d Vol	O/I	Mkr	Tkr	Exchange	Mkts	1d Vol
Spot	48	486.68	2230	n/a	Binance	57,011	31,388	2.0	4.0	Binance	1,777	18,672
Perpetuals	162	1,580	7,510	1,170	Bybit	23,167	22,770	2.0	5.5	Bybit	1,138	4,601
Futures	0	3	11	1	Bitget	22,721	21,025	2.0	6.0	Coinbase	419	4,187
Options	0	0	2	n/a	OKX	21,978	8,663	2.0	5.0	OKX	881	3,077

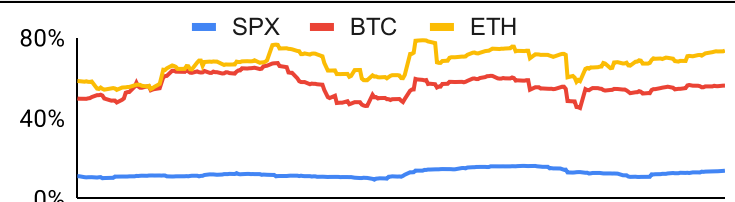
Daily Spot Volume, Top 100 Tokens Last 20d, \$b				Top Volume, 1d, \$m		Top Volume, %20d Avg		Low Volume, %20d Avg	
				USDT	80,836	JASMY	355%	FET	0%
				BTC	38,286	OM	300%	TRUMP	16%
				ETH	22,180	VIRTUAL	208%	RSETH	22%
				USDC	7,645	METH	180%	OKB	32%
				FDUSD	5,644	FLR	151%	DOGE	33%

Traditional Finance

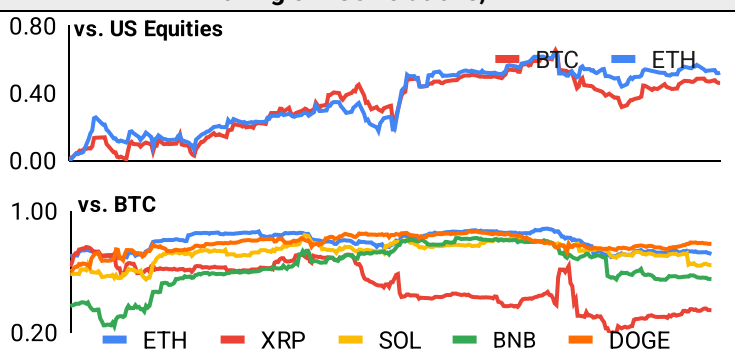
Global Equity Markets							SPY vs. BTC, LTM	
	US	USGrwth	UK	Germany	Japan	HK		
1D	1%	0%	-1%	0%	1%	2%	SPY (RHS)	BTC (LHS)
7D	-1%	-2%	0%	1%	2%	3%		
90D	6%	7%	0%	8%	2%	-7%		
365D	25%	25%	-2%	20%	4%	7%		

10-Year Treasury Yields							Commodities & FX					
	US	Brazil	UK	Germany	Japan	HK	Last	WTI	Gas	Gold	USD/EUR	USD/JPY
Last	4.52%	14.95%	4.59%	2.48%	1.24%	3.68%	Last	72.9	3.03	+0.01%	0.96	154.9
1d Chg	0.01	-0.06	0.03	-0.04	-0.01	-0.06	1d % Chg	0.2%	-0.6%	58.1%	0.0%	0.5%

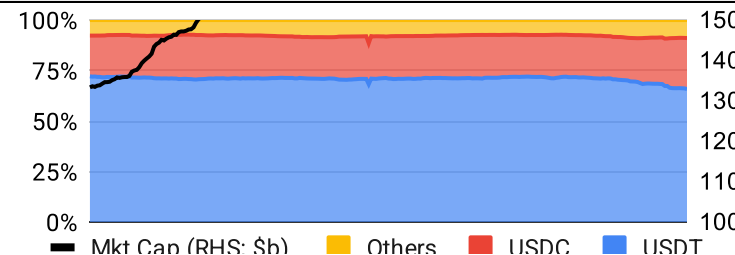
Volatility

Annualized Volatility							Rolling 3M Annualized Volatility, LTM			
	BTC	ETH	XRP	SOL	BNB	DOGE				
30D	43%	65%	94%	100%	34%	99%	SPX	BTC	ETH	
90D	51%	71%	130%	87%	54%	122%				
180D	51%	67%	104%	79%	50%	103%				
365D	53%	65%	88%	83%	58%	105%				

Correlations

Intra-Crypto Correlations, LTM							Rolling 3M Correlations, LTM					
	BTC	ETH	XRP	SOL	BNB	DOGE						
BTC							vs. US Equities	BTC	ETH			
ETH	0.80						vs. BTC	ETH	XRP	SOL	BNB	DOGE
XRP	0.43	0.42										
SOL	0.72	0.66	0.38									
BNB	0.65	0.63	0.31	0.59								
DOGE	0.79	0.67	0.44	0.61	0.51							

Stablecoins

Stablecoin Market Size and Volume, \$m					Stablecoin Dominance (LHS) & Market Cap \$b (RHS), LTM	
Ticker	Price	1d Vol	20d Avg Vol	Market Cap		
USDT	1.00	80,836	126,283	139,425		
USDC	1.00	7,645	11,850	53,450		
USDe	1.00	136	106	6,052		
DAI	1.00	171	176	5,366		
FDUSD				1,835		
USDO	1.00			1,199		

Ethereum Mainnet & Layer 2s

Mainnet & Layer 2 Transactions (m/day) and L2 TVL (\$m)					Transactions (m/day), Rolling 90-Day Average, LTM					
Network	1d	30d Avg	TVL	Tech Type						
Base	9.6	324.0		Optimistic Rollup						
Taiko	2.4	70.0		Optimistic Rollup						
Arbitrum One	1.6	57.1		Optimistic Rollup						
World Chain	1.5	49.4								
Ethereum	1.2	36.8	-	mainnet						
OP Mainnet	0.9	24.4		Optimistic Rollup						
Lisk	0.2	15.1		Optimistic Rollup						
Blast	0.3	11.6		Optimistic Rollup						
Mint	0.3	8.2		Optimistic Rollup						
Soneium	0.3	5.2								

Layer 2 Token Performance & Market Cap (\$b)					
					0.784
24h Return					
Market Cap	+0.77%	+3.36%	+5.23%	0.0	-0.1

NFTs and DAOs

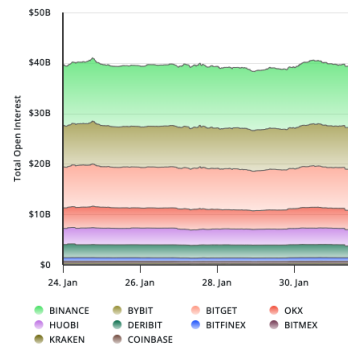
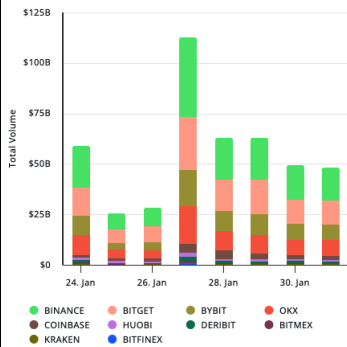
NFT Collection Stats (\$; Volume, MC in \$m)						DAO Treasury Amount (\$m) and Composition					
Collection	Floor	% Listed	3M Ret.	3M Vol	Market Cap	DAO	Treasury	Stables	BTC/ETH	Own Tokens	Other
CryptoPunks	130,914	41%	104%	114,687	1,300	Uniswap	4,722	0%	0%	100%	0%
Bored Ape Yacht C	42,156	54%	58%	103,164	422	Mantle	3,951	1%	6%	91%	2%
Pudgy Penguins	37,567	55%	82%	435,950	334	Optimism	2,862	0%	0%	100%	0%
Autoglyphs	368,325	34%	50%	1,783	189	ENS	2,327	1%	7%	92%	1%
Milady Maker	17,452	53%	66%	72,605	175	Arbitrum	1,817	0%	1%	99%	0%
Chromie Squiggle	15,369	28%	94%	3,873	154	Ethereum	878	0%	100%	0%	0%
Doodles	14,901	39%	362%	83,147	149	Golem	432	0%	90%	10%	0%
Mutant Ape Yacht	7,182	60%	66%	61,395	140	Lido	383	6%	30%	63%	1%
Mad Lads	13,758	62%	186%	29,084	137	Gnosis	376	7%	4%	54%	35%
Fidenza by Tyler H	15,900	50%	77%	3,954	127	AAVE	302	18%	4%	69%	9%

Crypto News

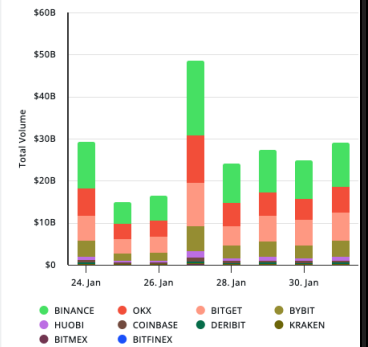
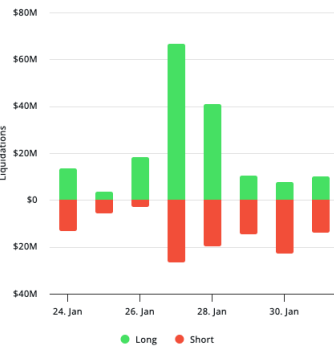
- [Digital Currency Group spins off crypto-mining unit to form new firm Fortitude - Fortune](#)
- [US SEC Gives Initial Approval to Combined Bitcoin, Ether ETF - Bloomberg](#)
- [A quarter of Tesla's earnings were due to recognizing a \\$600 million gain on Bitcoin - Electrek.co](#)
- [KuCoin to pay nearly \\$300 million in penalties after guilty plea - BleepingComputer](#)
- [Kraken Resumes U.S. Crypto Staking Following SEC-Ordered Shutdown - PYMNTS.com](#)
- [Bitcoin price today: down to \\$104k amid Trump tariff fears; PCE data awaited - Investing.com](#)
- [Silicon Valley wants in on memecoin craze - Blockworks](#)
- [Ex-SEC counsel expects token classifications, custody guidance soon - Blockworks](#)
- [The Fed committed to pausing rate cuts. Why? - Blockworks](#)

Crypto Futures

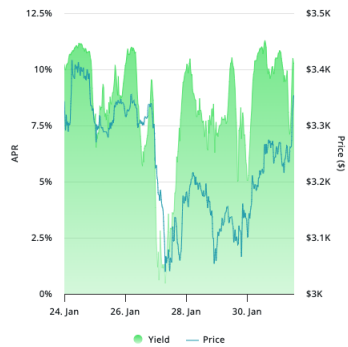
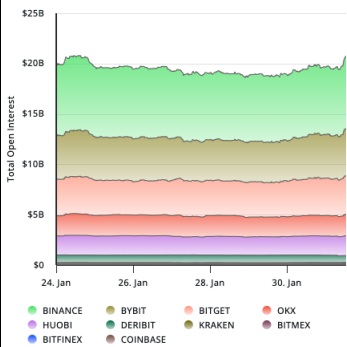
Futures Volume (BTC LHS ; ETH RHS), 1d



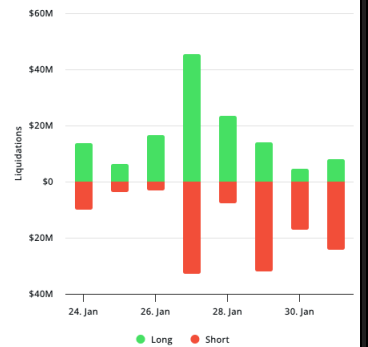
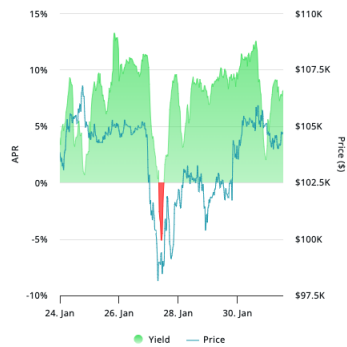
Futures Open Interest (BTC LHS ; ETH RHS)



OI Weighted Funding Rate (BTC LHS ; ETH RHS), 1d

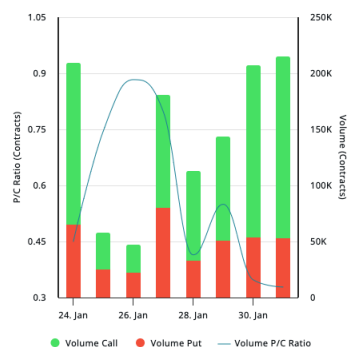
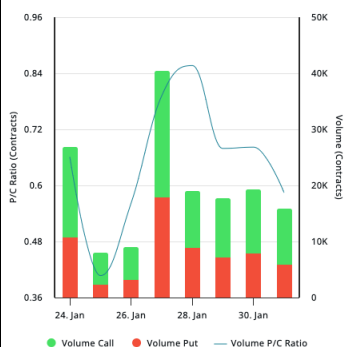


Liquidations (BTC LHS ; ETH RHS), 1d

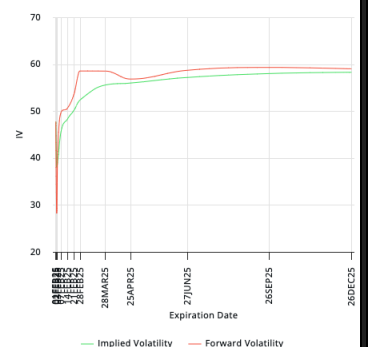
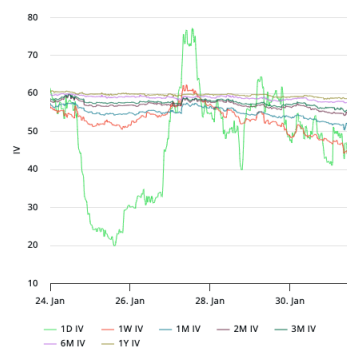


Crypto Options

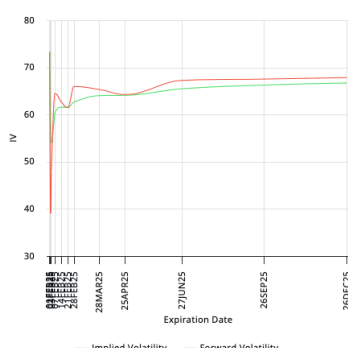
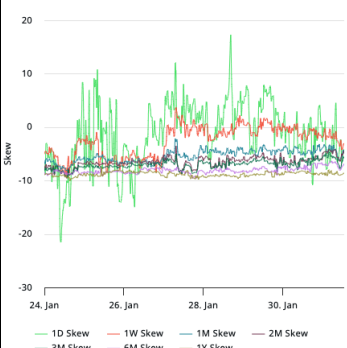
Options Volume & Put/Call Ratio (BTC LHS ; ETH RHS), 1d



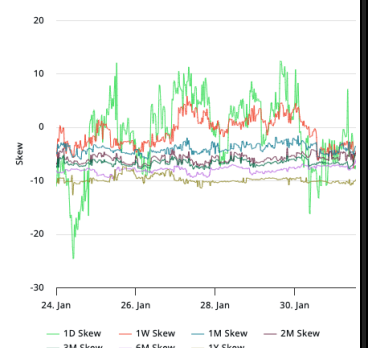
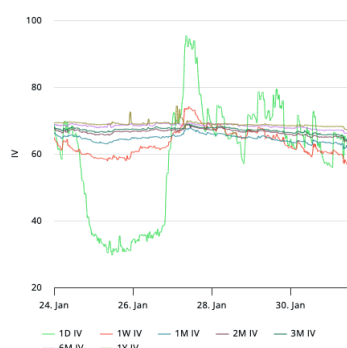
ATM Implied Volatility (BTC LHS ; ETH RHS)



ATM Implied Vol Term Structure (BTC LHS ; ETH RHS)



25 Delta Skew (BTC LHS ; ETH RHS)



About GSR

GSR has over a decade of extensive experience in the crypto market, serving as a trusted liquidity provider and active, multi-stage investor. Our suite of services includes OTC Trading, Derivatives, and Market Making. GSR is actively involved in every major sector of the digital asset ecosystem, working with token issuers, institutional investors, miners, and leading trading venues.

For more information or if we can help with anything, please see gsr.io or contact us at gsr@gsr.io.

Follow GSR for more content: [Twitter](#) [Telegram](#) [LinkedIn](#)

Authors

Brian Rudick, Senior Strategist	Twitter	Telegram
Carlos Guzman, Research Analyst	Twitter	Telegram
Toe Bautista, Research Analyst	Twitter	Telegram

Required Disclosures

This material is provided by GSR (the "Firm") solely for informational purposes. It is not intended to be advice or a recommendation to buy, sell or hold any investment mentioned. Investors should form their own views in relation to any proposed investment.

It is intended only for sophisticated, institutional investors and does not constitute an offer or commitment, a solicitation of an offer or commitment, or any advice or recommendation, to enter into or conclude any transaction (whether on the terms shown or otherwise), or to provide investment services in any state or country where such an offer or solicitation or provision would be illegal. The Firm is not and does not act as an advisor or fiduciary in providing this material.

This material is not an independent research report, and has not been prepared in accordance with any legal requirements by any regulator (including the FCA, FINRA or CFTC) designed to promote the independence of investment research.

This material is not independent of the Firm's proprietary interests, which may conflict with the interests of any counterparty of the Firm. The Firm may trade investments discussed in this material for its own account, may trade contrary to the views expressed in this material, and may have positions in other related instruments. The Firm is not subject to any prohibition on dealing ahead of the dissemination of this material.

Information contained herein is based on sources considered to be reliable, but is not guaranteed to be accurate or complete.

Any opinions or estimates expressed herein reflect a judgment made by the author(s) as of the date of publication, and are subject to change without notice. The Firm does not plan to update this information.

Trading and investing in digital assets involves significant risks including price volatility and illiquidity and may not be suitable for all investors. The Firm is not liable whatsoever for any direct or consequential loss arising from the use of this material.

Copyright of this material belongs to GSR. Neither this material nor any copy thereof may be taken, reproduced or redistributed, directly or indirectly, without prior written permission of GSR.

Please see [here](#) for additional Regulatory Legal Notices relevant to US, UK and Singapore

Notes & Sources

All options data is based on Deribit and derivatives graphics are from Laevidas. Market returns are based on price returns for the following ETFs: VOO, QQQ, EWU, EWG, EWJ, and EWH. Onchain volumes are not considered and thus certain token volumes may be understated (e.g., stETH).

CoinGecko	Santiment	DefiLlama	CoinMarketCap	Laevidas
L2Beat	Google Finance	TradingView	Deribit	WorldCoinIndex
Cryptorank	Investing.com	NFT Price Floor	CryptoSlate	