






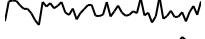





Crypto Leaderboard

Rank	Name	Ticker	Price	24h	7d	30d	24h Vol \$m	MC \$m	1-Year Chart
1	Bitcoin	BTC	\$99,164	2%	7%	-1%	28,074	1,964,100	
2	Ethereum	ETH	\$3,648	1%	9%	-9%	15,657	439,516	
3	XRP Ledger	XRP	\$2.4	2%	16%	-8%	3,442	137,530	
4	Tether	USDT	\$1.00	0%	0%	0%	54,527	137,186	
5	BNB	BNB	\$718	2%	2%	-4%	614	104,811	
6	Solana	SOL	\$216	1%	13%	-9%	3,022	104,227	
7	Dogecoin	DOGE	\$0.39	1%	23%	-15%	2,926	57,094	
8	USD Coin	USDC	\$1.00	0%	0%	0%	6,402	45,616	
9	Cardano	ADA	\$1.08	1%	26%	-11%	1,259	38,759	
10	Lido stETH	STETH	\$3,646	1%	9%	-9%	32	35,164	

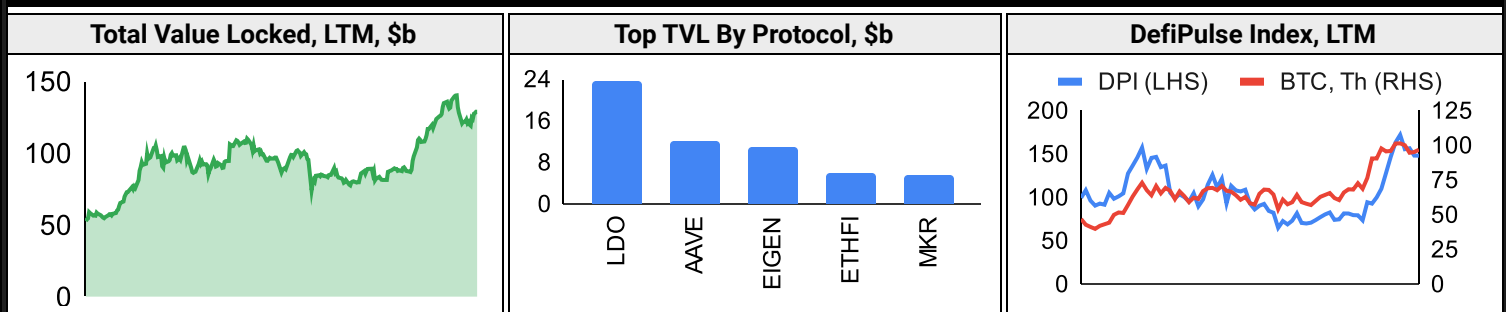
Top & Bottom Performers - Top 100 Tokens

24h		7 Days		30 Days		90 Days		365 Days	
SPX	17%	XDC	40%	VIRTUAL	149%	VIRTUAL	6909%	OM	6327%
INJ	13%	XLM	36%	BGB	127%	HBAR	490%	WIF	2199%
SAND	11%	INJ	29%	GT	37%	BGB	485%	PEPE	1752%
FIL	9%	ARB	29%	SUI	21%	XLM	402%	BGB	904%
HYPE	-3%	USDC	0%	TIA	-36%	TAO	-10%	POL	-37%
ENA	-4%	DAI	0%	FTM	-40%	KAS	-13%	ARB	-45%
FTM	-5%	BGB	-3%	WIF	-47%	WIF	-16%	TIA	-62%
S	-5%	FET	-100%	FET	-100%	FET	-100%	FET	-100%

Category Performance

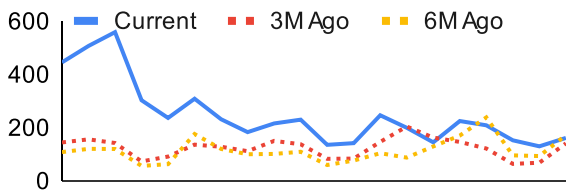
Category	7d	30d	90d	180d	365d	Ecosystem	7d	30d	90d	180d	365d
CEXs	14%	-4%	68%	96%	75%	Solana	87%	41%	113%	73%	50%
Currency	16%	-17%	135%	151%	123%	Tron	9%	-16%	48%	98%	147%
Other DeFi	10%	-17%	65%	51%	64%	Ethereum	10%	-17%	108%	89%	52%
Lending	7%	-18%	45%	52%	68%	Polkadot	8%	-17%	59%	46%	31%
Meme	16%	-19%	95%	112%	268%	Avalanche	14%	-18%	71%	64%	61%
DEX	12%	-21%	89%	73%	45%	Polygon	13%	-23%	55%	45%	26%
Smart Contract	16%	-22%	80%	82%	60%	BSC	10%	-26%	24%	17%	5%
Scaling	11%	-23%	54%	33%	-9%	Cosmos	5%	-31%	29%	15%	-10%
Gaming/Entertai	9%	-25%	81%	64%	18%						
IoT/Data/Comp.	11%	-27%	55%	45%	30%						
Privacy	-5%	-30%	64%	57%	40%						

DeFi

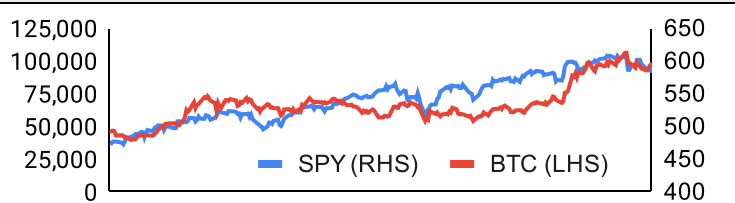


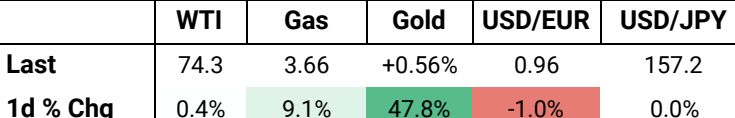
Trading Volume

Aggregate Volumes by Product, \$b					Top Derivatives Exchanges, \$m and bps				Top Spot Exchanges, \$m			
Product	1d	7d	30d	O/I	Exchange	1d Vol	O/I	Mkr	Tkr	Exchange	Mkts	1d Vol
Spot	58	371.05	2380	n/a	Binance	52,009	33,477	2.0	4.0	Binance	1,744	14,771
Perpetuals	153	1,090	6,580	892	Bybit	20,256	23,793	2.0	5.5	Bybit	1,105	4,492
Futures	0	2	11	1	Bitget	20,895	20,654	2.0	6.0	Coinbase	416	2,313
Options	1,322	10,325	66,491	n/a	OKX	20,529	9,594	2.0	5.0	OKX	829	2,311

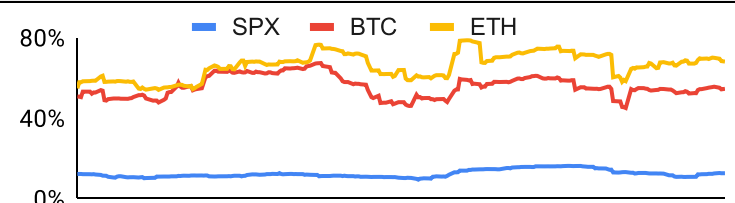
Daily Spot Volume, Top 100 Tokens Last 20d, \$b				Top Volume, 1d, \$m		Top Volume, %20d Avg		Low Volume, %20d Avg	
				USDT	78,144	XDC	175%	FET	0%
				BTC	30,150	INJ	160%	BGB	24%
				ETH	16,688	RETH	158%	STETH	29%
				USDC	5,010	SAND	146%	LEO	33%
				FDUSD	4,267	FIL	141%	XRP	42%

Traditional Finance

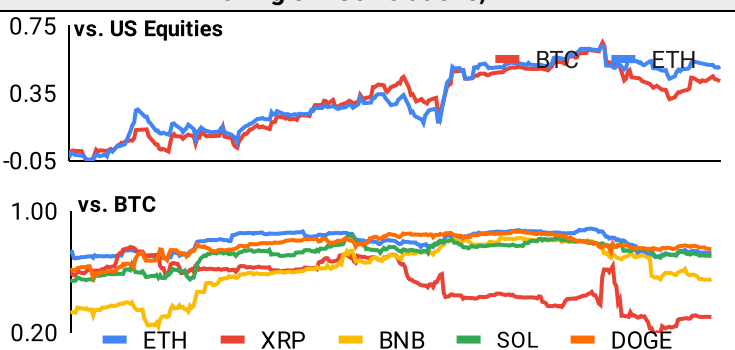
Global Equity Markets							SPY vs. BTC, LTM				
	US	USGrwth	UK	Germany	Japan	HK					
1D	1%	2%	1%	0%	0%	1%					
7D	0%	-1%	2%	-1%	-1%	-1%					
90D	3%	6%	5%	-4%	-6%	-17%					
365D	27%	31%	6%	9%	7%	-1%					

10-Year Treasury Yields							Commodities & FX					
	US	Brazil	UK	Germany	Japan	HK						
Last	4.59%	14.90%	4.65%	2.44%	1.12%	3.81%	Last	74.3	3.66	+0.56%	0.96	157.2
1d Chg	0.00	0.00	0.06	0.01	0.00	0.03	1d % Chg	0.4%	9.1%	47.8%	-1.0%	0.0%

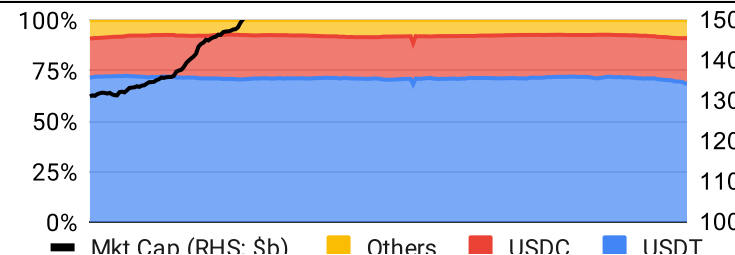
Volatility

Annualized Volatility							Rolling 3M Annualized Volatility, LTM			
	BTC	ETH	XRP	BNB	SOL	DOGE				
30D	43%	60%	91%	53%	77%	96%				
90D	49%	66%	122%	53%	75%	119%				
180D	51%	66%	102%	52%	75%	101%				
365D	53%	65%	85%	58%	81%	103%				

Correlations

Intra-Crypto Correlations, LTM							Rolling 3M Correlations, LTM				
	BTC	ETH	XRP	BNB	SOL	DOGE					
BTC											
ETH	0.79										
XRP	0.44	0.42									
BNB	0.64	0.62	0.30								
SOL	0.75	0.69	0.39	0.59							
DOGE	0.77	0.66	0.43	0.50	0.62						

Stablecoins

Stablecoin Market Size and Volume, \$m					Stablecoin Dominance (LHS) & Market Cap \$b (RHS), LTM	
Ticker	Price	1d Vol	20d Avg Vol	Market Cap		
USDT	1.00	78,144	117,708	137,223		
USDC	1.00	5,010	7,367	45,627		
USDe	1.00	75	105	5,821		
DAI	1.00	100	138	5,365		
USDO	1.00			1,854		
USDD	0.99	3	3	746		

Ethereum Mainnet & Layer 2s

Mainnet & Layer 2 Transactions (m/day) and L2 TVL (\$m)					Transactions (m/day), Rolling 90-Day Average, LTM					
Network	1d	30d Avg	TVL	Tech Type						
Base	10.5	276.8		Optimistic Rollup						
Taiko	2.2	77.6		Optimistic Rollup						
Arbitrum One	1.4	58.9		Optimistic Rollup						
World Chain	1.5	42.1								
Ethereum	1.1	37.4	-	mainnet						
OP Mainnet	0.8	28.8		Optimistic Rollup						
Lisk	0.5	12.8		Optimistic Rollup						
Blast	0.5	12.6		Optimistic Rollup						
Mint	0.3	8.4		Optimistic Rollup						
River	0.0	6.1								

Layer 2 Token Performance & Market Cap (\$b)					
24h Return					
Market Cap					

NFTs and DAOs

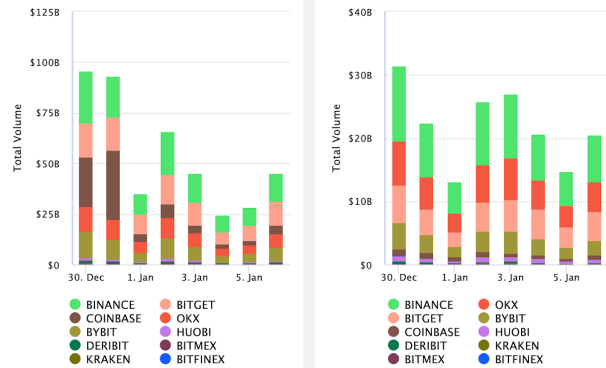
NFT Collection Stats (\$; Volume, MC in \$m)						DAO Treasury Amount (\$m) and Composition					
Collection	Floor	% Listed	3M Ret.	3M Vol	Market Cap	DAO	Treasury	Stables	BTC/ETH	Own Tokens	Other
CryptoPunks	138,545	41%	108%	96,788	1,400	Uniswap	6,033	0%	0%	100%	0%
Pudgy Penguins	89,280	56%	289%	345,846	794	Mantle	4,415	1%	6%	92%	2%
Bored Ape Yacht C	60,481	54%	133%	100,308	605	Optimism	4,200	0%	0%	100%	0%
Azuki	45,115	41%	264%	128,996	451	Arbitrum	2,681	0%	1%	99%	0%
Autoglyphs	474,218	32%	98%	280	243	ENS	2,617	1%	7%	92%	1%
Mutant Ape Yacht	10,776	60%	146%	58,496	210	Ethereum	983	0%	100%	0%	0%
Lil Pudgys	9,608	42%	388%	141,646	210	Golem	489	0%	88%	12%	0%
Doodles	18,494	39%	384%	65,167	185	CoWSwap	439	1%	2%	94%	2%
Chromie Squiggle	17,874	28%	104%	3,855	179	Gnosis	435	6%	4%	61%	29%
Fidenza by Tyler H	15,900	50%	169%	3,794	162	Merit Circle	387	5%	1%	89%	5%

Crypto News

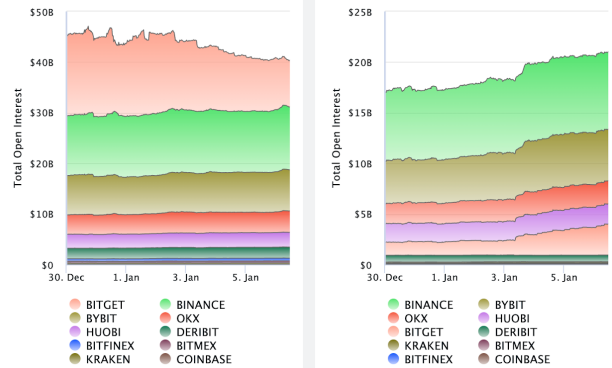
- [Strive files to launch 'bitcoin bond' ETF - Financial Times](#)
- [Japan's Metaplanet To Expand Bitcoin Holdings by 470% in 2025 - Decrypt](#)
- [UAE's Phoenix Group opens US crypto mining facility - Arabian Gulf Business Insight](#)
- [New code fuels rumors X payments launch may be imminent - Cointelegraph](#)
- [Ether's Record Leverage Ratio of 0.57 Is Over Double That of Bitcoin - CoinDesk](#)
- [Crypto-friendly Congress steps into power - Blockworks](#)
- [How 2024 set up the latest crypto M&A deal - Blockworks](#)
- [Can MiCA spark a euro stablecoin renaissance? - Blockworks](#)
- [T3 Financial Crime Unit marks enforcement victory: USDT 100 million in criminal assets frozen across five continents - Blockworks](#)

Crypto Futures

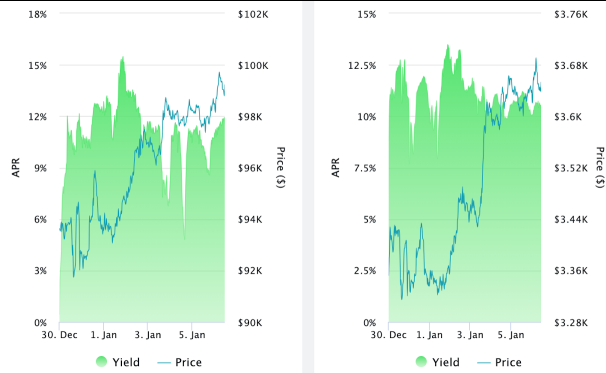
Futures Volume (BTC LHS ; ETH RHS), 1d



Futures Open Interest (BTC LHS ; ETH RHS)



OI Weighted Funding Rate (BTC LHS ; ETH RHS), 1d

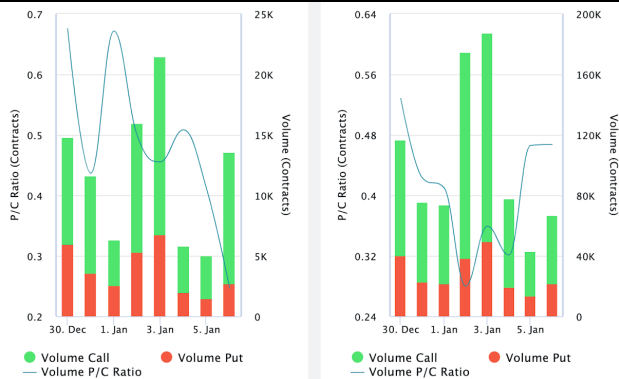


Liquidations (BTC LHS ; ETH RHS), 1d

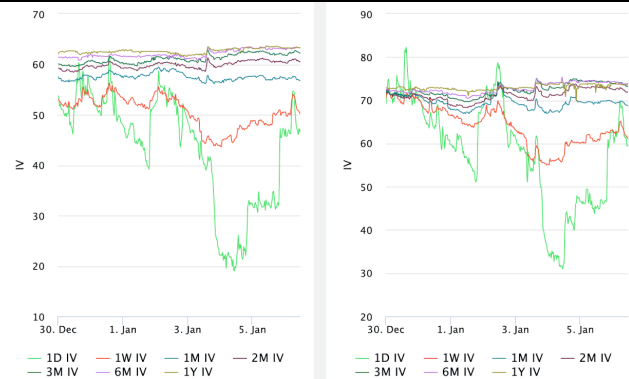


Crypto Options

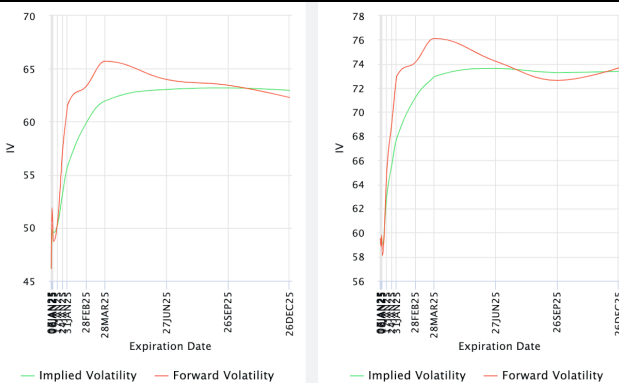
Options Volume & Put/Call Ratio (BTC LHS ; ETH RHS), 1d



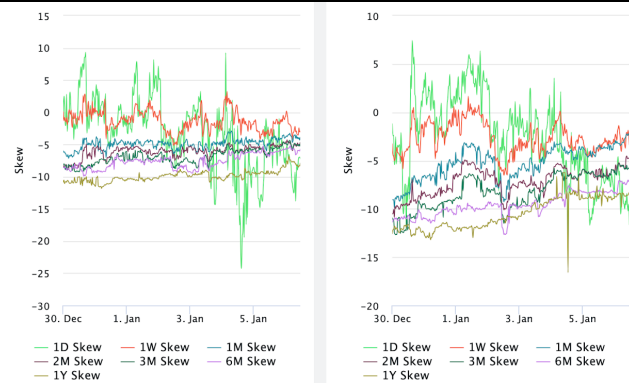
ATM Implied Volatility (BTC LHS ; ETH RHS)



ATM Implied Vol Term Structure (BTC LHS ; ETH RHS)



25 Delta Skew (BTC LHS ; ETH RHS)





January 6, 2025

About GSR

GSR has over a decade of extensive experience in the crypto market, serving as a trusted liquidity provider and active, multi-stage investor. Our suite of services includes OTC Trading, Derivatives, and Market Making. GSR is actively involved in every major sector of the digital asset ecosystem, working with token issuers, institutional investors, miners, and leading trading venues.

For more information or if we can help with anything, please see gsr.io or contact us at gsr@gsr.io.

Follow GSR for more content: [Twitter](#) [Telegram](#) [LinkedIn](#)

Authors

Brian Rudick, Senior Strategist	Twitter	Telegram
Carlos Guzman, Research Analyst	Twitter	Telegram
Toe Bautista, Research Analyst	Twitter	Telegram

Required Disclosures

This material is provided by GSR (the "Firm") solely for informational purposes, is intended only for sophisticated, institutional investors and does not constitute an offer or commitment, a solicitation of an offer or commitment, or any advice or recommendation, to enter into or conclude any transaction (whether on the terms shown or otherwise), or to provide investment services in any state or country where such an offer or solicitation or provision would be illegal. The Firm is not and does not act as an advisor or fiduciary in providing this material. GSR is not authorised or regulated in the UK by the Financial Conduct Authority. The protections provided by the UK regulatory system will not be available to you. Specifically, information provided herein is intended for institutional persons only and is not suitable for retail persons in the United Kingdom, and no solicitation or recommendation is being made to you in regards to any products or services.

This material is not a research report, and not subject to any of the independence and disclosure standards applicable to research reports prepared pursuant to FINRA or CFTC research rules. This material is not independent of the Firm's proprietary interests, which may conflict with the interests of any counterparty of the Firm. The Firm trades instruments discussed in this material for its own account, may trade contrary to the views expressed in this material, and may have positions in other related instruments.

Information contained herein is based on sources considered to be reliable, but is not guaranteed to be accurate or complete. Any opinions or estimates expressed herein reflect a judgment made by the author(s) as of the date of publication, and are subject to change without notice. Trading and investing in digital assets involves significant risks including price volatility and illiquidity and may not be suitable for all investors. The Firm is not liable whatsoever for any direct or consequential loss arising from the use of this material. Copyright of this material belongs to GSR. Neither this material nor any copy thereof may be taken, reproduced or redistributed, directly or indirectly, without prior written permission of GSR

Notes & Sources

All options data is based on Deribit and derivatives graphics are from Laevidas. Market returns are based on price returns for the following ETFs: VOO, QQQ, EWU, EWG, EWJ, and EWH. Onchain volumes are not considered and thus certain token volumes may be understated (e.g., stETH).

CoinGecko	Santiment	DefiLlama	CoinMarketCap	Laevidas
L2Beat	Google Finance	TradingView	Deribit	WorldCoinIndex
Cryptorank	Investing.com	NFT Price Floor	CryptoSlate	