




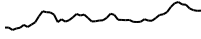







Crypto Leaderboard

Rank	Name	Ticker	Price	24h	7d	30d	24h Vol \$m	MC \$m	1-Year Chart
1	Bitcoin	BTC	\$94,185	-2%	0%	-3%	63,702	1,864,646	
2	Ethereum	ETH	\$3,290	-3%	-2%	-12%	35,914	396,464	
3	Tether	USDT	\$1.00	0%	0%	0%	48,740	137,432	
4	XRP Ledger	XRP	\$2.33	2%	0%	5%	7,401	134,037	
5	BNB	BNB	\$690	0%	-3%	0%	1,464	100,578	
6	Solana	SOL	\$195	-4%	1%	-10%	6,037	94,454	
7	Dogecoin	DOGE	\$0.34	-4%	3%	-19%	4,555	49,444	
8	USD Coin	USDC	\$1.00	0%	0%	0%	10,752	45,360	
9	Cardano	ADA	\$0.92	-8%	0%	-9%	1,947	33,004	
10	Lido stETH	STETH	\$3,284	-3%	-2%	-12%	59	31,703	

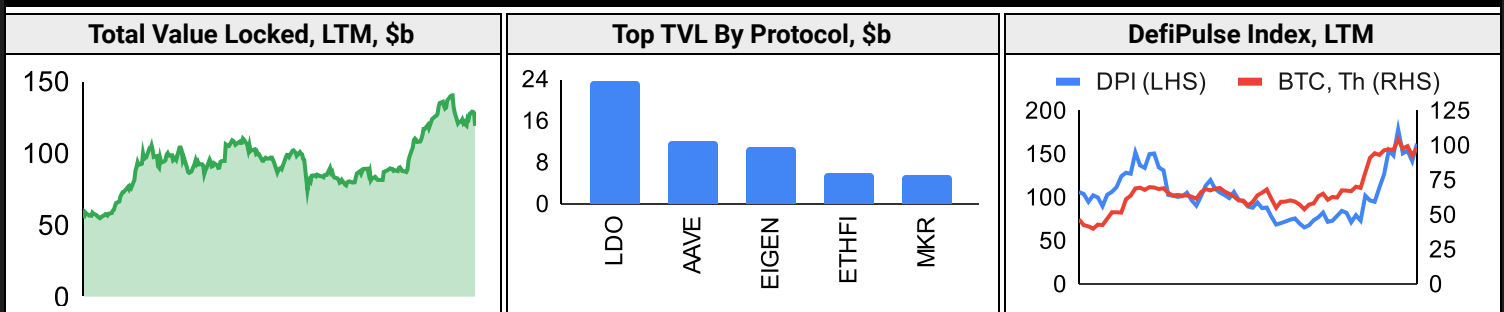
Top & Bottom Performers - Top 100 Tokens

24h		7 Days		30 Days		90 Days		365 Days	
XDC	4%	XDC	11%	BGB	148%	VIRTUAL	6119%	OM	5678%
XRP	2%	SUI	8%	VIRTUAL	127%	BGB	495%	PEPE	1367%
GT	2%	GT	6%	GT	48%	HBAR	453%	WIF	1195%
OM	2%	BGB	5%	SUI	20%	XLM	354%	BGB	883%
TIA	-10%	ONDO	-14%	PEPE	-34%	IMX	-14%	OP	-51%
MOVE	-11%	RUNE	-14%	RUNE	-38%	RUNE	-16%	LDO	-55%
RUNE	-11%	FTM	-17%	FTM	-41%	TAO	-18%	ARB	-58%
INJ	-11%	VIRTUAL	-24%	WIF	-45%	WIF	-31%	TIA	-70%

Category Performance

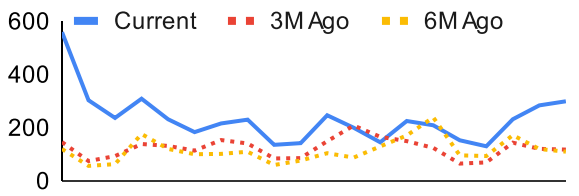
Category	7d	30d	90d	180d	365d	Ecosystem	7d	30d	90d	180d	365d
CEXs	-4%	-1%	59%	78%	66%	Tron	-1%	-4%	41%	79%	131%
Currency	-2%	-14%	117%	121%	97%	Solana	0%	-9%	38%	23%	17%
Other DeFi	-5%	-15%	47%	27%	40%	Polkadot	-6%	-14%	43%	28%	13%
Privacy	-6%	-15%	56%	54%	37%	Avalanche	-4%	-19%	47%	38%	36%
Smart Contract	-3%	-19%	58%	54%	35%	Ethereum	-8%	-20%	75%	58%	24%
Gaming/Entertai	-2%	-20%	59%	40%	3%	Cosmos	-4%	-21%	23%	10%	-5%
Lending	-8%	-21%	27%	25%	42%	Polygon	-4%	-23%	36%	24%	8%
Scaling	-6%	-23%	34%	12%	-27%	BSC	-7%	-25%	8%	2%	-8%
DEX	-6%	-23%	61%	48%	25%						
IoT/Data/Comp.	-7%	-24%	36%	24%	9%						
Meme	-5%	-28%	65%	82%	209%						

DeFi

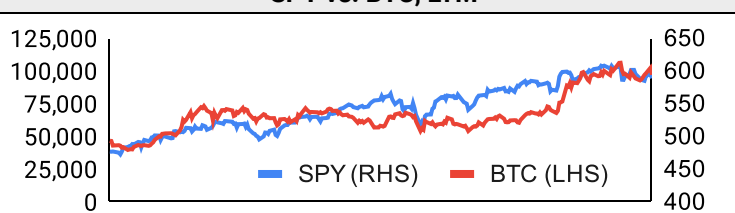


Trading Volume

Aggregate Volumes by Product, \$b					Top Derivatives Exchanges, \$m and bps				Top Spot Exchanges, \$m			
Product	1d	7d	30d	O/I	Exchange	1d Vol	O/I	Mkr	Tkr	Exchange	Mkts	1d Vol
Spot	88	342.73	2160	n/a	Binance	92,703	30,105	2.0	4.0	Binance	1,757	27,524
Perpetuals	271	1,040	6,100	1,040	Bybit	39,791	21,235	2.0	5.5	Bybit	1,110	8,509
Futures	0	1	10	1	Bitget	35,768	18,229	2.0	6.0	Coinbase	416	4,855
Options	0	0	2	n/a	OKX	36,648	8,394	2.0	5.0	OKX	831	4,395

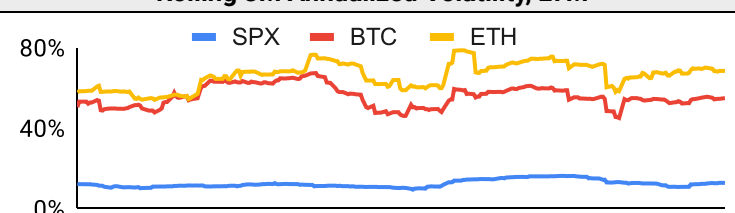
Daily Spot Volume, Top 100 Tokens Last 20d, \$b		Top Volume, 1d, \$m		Top Volume, %20d Avg		Low Volume, %20d Avg	
		USDT	137,395	LEO	290%	LBTC	16%
		BTC	64,270	ADA	155%	BGB	56%
		ETH	34,896	FDUSD	150%	STETH	58%
		USDC	9,547	OM	149%	RSETH	62%
		FDUSD	8,610	XDC	149%	RETH	69%

Traditional Finance

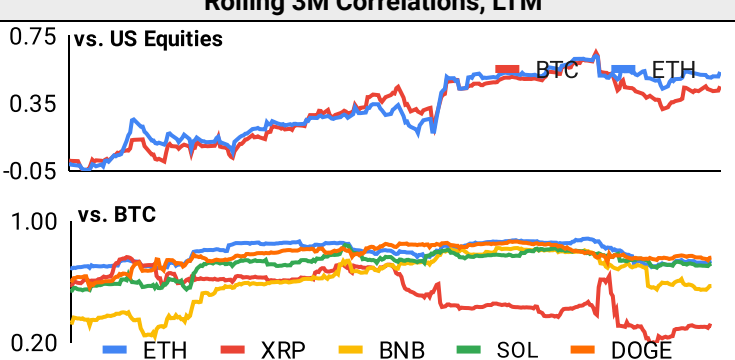
Global Equity Markets							SPY vs. BTC, LTM	
	US	USGrwth	UK	Germany	Japan	HK		
1D	-1%	-2%	1%	0%	0%	-1%	650	600
7D	0%	1%	2%	2%	0%	-2%	550	500
90D	2%	4%	6%	-2%	-5%	-13%	450	400
365D	24%	27%	7%	10%	4%	-2%		

10-Year Treasury Yields							Commodities & FX					
	US	Brazil	UK	Germany	Japan	HK	Last	WTI	Gas	Gold	USD/EUR	USD/JPY
Last	4.69%	14.57%	4.80%	2.52%	1.18%	3.89%	Last	73.4	3.67	+0.04%	0.97	158.4
1d Chg	0.00	-0.02	0.00	0.00	0.00	-0.06	1d % Chg	-1.2%	6.4%	49.2%	0.2%	0.2%

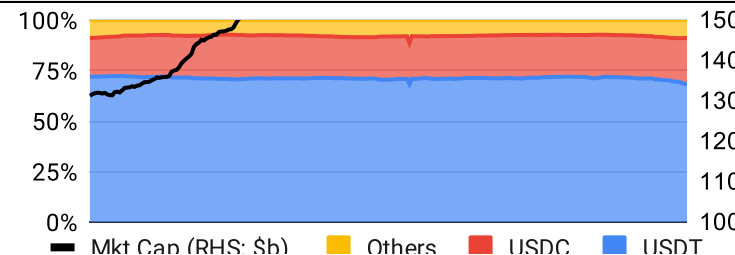
Volatility

Annualized Volatility							Rolling 3M Annualized Volatility, LTM			
	BTC	ETH	XRP	BNB	SOL	DOGE				
30D	48%	62%	77%	50%	77%	95%				
90D	51%	68%	122%	54%	77%	122%				
180D	52%	68%	103%	53%	76%	102%				
365D	53%	65%	85%	58%	81%	104%				

Correlations

Intra-Crypto Correlations, LTM							Rolling 3M Correlations, LTM				
	BTC	ETH	XRP	BNB	SOL	DOGE					
BTC											
ETH	0.80										
XRP	0.43	0.42									
BNB	0.65	0.63	0.31								
SOL	0.75	0.70	0.39	0.60							
DOGE	0.77	0.66	0.43	0.50	0.63						

Stablecoins

Stablecoin Market Size and Volume, \$m					Stablecoin Dominance (LHS) & Market Cap \$b (RHS), LTM	
Ticker	Price	1d Vol	20d Avg Vol	Market Cap		
USDT	1.00	137,395	110,618	137,578		
USDC	1.00	9,547	7,069	45,486		
USDe	1.00	146	102	5,803		
DAI	1.00	94	133	5,365		
USDO	1.00			1,790		
USDD	1.00	4	3	744		

Ethereum Mainnet & Layer 2s

Mainnet & Layer 2 Transactions (m/day) and L2 TVL (\$m)					Transactions (m/day), Rolling 90-Day Average, LTM					
Network	1d	30d Avg	TVL	Tech Type						
Base	11.3	282.8		Optimistic Rollup						
Taiko	2.1	73.6		Optimistic Rollup						
Arbitrum One	1.8	59.2		Optimistic Rollup						
World Chain	1.6	42.8								
Ethereum	1.2	37.4	-	mainnet						
OP Mainnet	0.8	28.4		Optimistic Rollup						
Lisk	0.5	13.2		Optimistic Rollup						
Blast	0.3	12.5		Optimistic Rollup						
Mint	0.3	8.6		Optimistic Rollup						
River	0.0	6.0								

Layer 2 Token Performance & Market Cap (\$b)					
24h Return					
Market Cap	-0.1	-0.1	-0.1	-0.1	-0.1

NFTs and DAOs

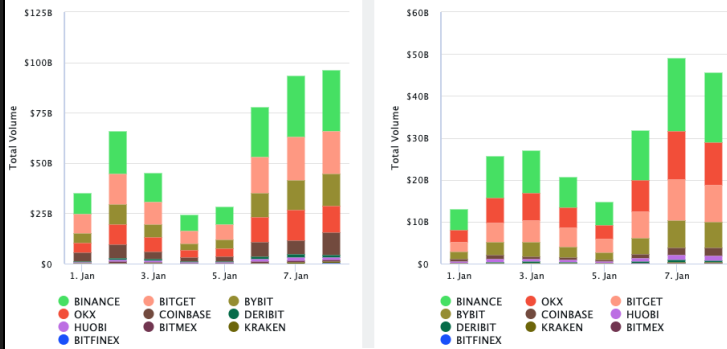
NFT Collection Stats (\$; Volume, MC in \$m)						DAO Treasury Amount (\$m) and Composition					
Collection	Floor	% Listed	3M Ret.	3M Vol	Market Cap	DAO	Treasury	Stables	BTC/ETH	Own Tokens	Other
CryptoPunks	121,553	41%	89%	97,817	1,200	Uniswap	5,198	0%	0%	100%	0%
Pudgy Penguins	84,003	56%	286%	357,125	747	Mantle	3,918	1%	6%	92%	2%
Bored Ape Yacht C	52,495	54%	102%	101,465	525	Optimism	3,576	0%	0%	100%	0%
Azuki	40,560	41%	242%	133,906	406	ENS	2,312	1%	7%	92%	1%
Autoglyphs	404,286	32%	74%	280	207	Arbitrum	2,248	0%	1%	99%	0%
Lil Pudgys	8,875	43%	369%	148,966	194	Ethereum	890	0%	100%	0%	0%
Mutant Ape Yacht	9,154	60%	116%	59,009	179	Golem	444	0%	88%	12%	0%
Chromie Squiggle	16,106	28%	103%	3,814	161	Gnosis	392	7%	4%	59%	30%
Doodles	15,262	39%	302%	67,718	153	CoWSwap	352	2%	2%	93%	3%
Mad Lads	15,900	62%	153%	26,536	152	Merit Circle	326	6%	1%	88%	6%

Crypto News

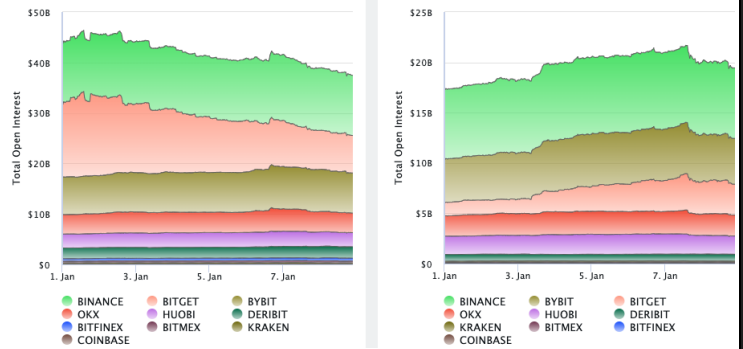
- [Thailand to pilot cryptocurrency payments in Phuket - Cointelegraph](#)
- [Yields Rising Puts Further Pressure on Bitcoin - CoinDesk](#)
- [Fidelity: Governments Will Be 'Significant' Bitcoin Investors in 2025 - PYMNTS.com](#)
- [Iris Energy Boosts Bitcoin Mining Capacity and Expands AI Services - Yahoo Finance](#)
- [Bitcoin Is Luring More Companies and Their Cash - The New York Times](#)
- [Starknet introduces SN Stack - Blockworks](#)
- [Backpack acquires FTX EU and its 110K former users - Blockworks](#)
- [Rostin Behnam's parting ask for crypto rules - Blockworks](#)
- [Seeker and Firedancer expected to ship Solana products in 2025 - Blockworks](#)

Crypto Futures

Futures Volume (BTC LHS ; ETH RHS), 1d



Futures Open Interest (BTC LHS ; ETH RHS)



OI Weighted Funding Rate (BTC LHS ; ETH RHS), 1d

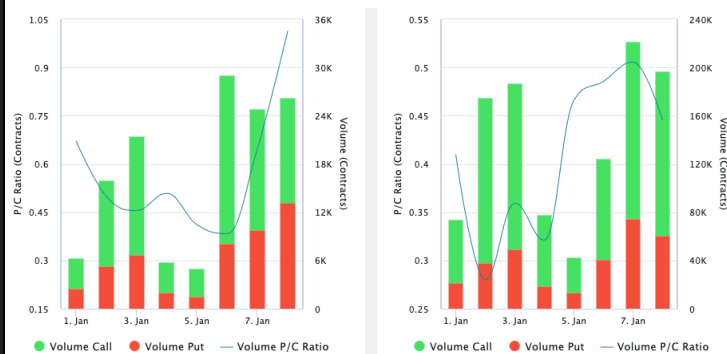


Liquidations (BTC LHS ; ETH RHS), 1d

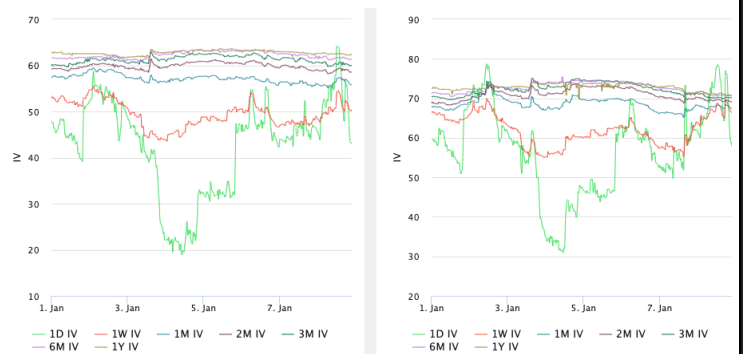


Crypto Options

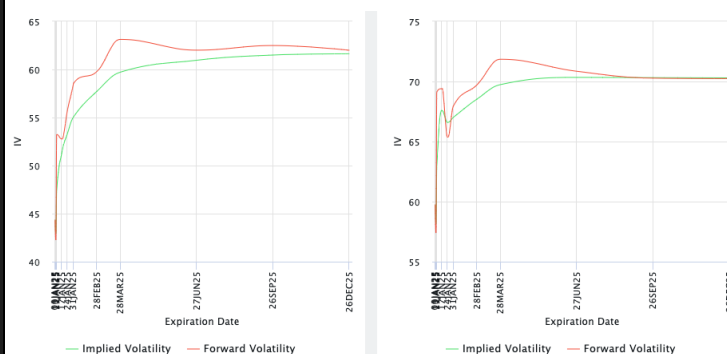
Options Volume & Put/Call Ratio (BTC LHS ; ETH RHS), 1d



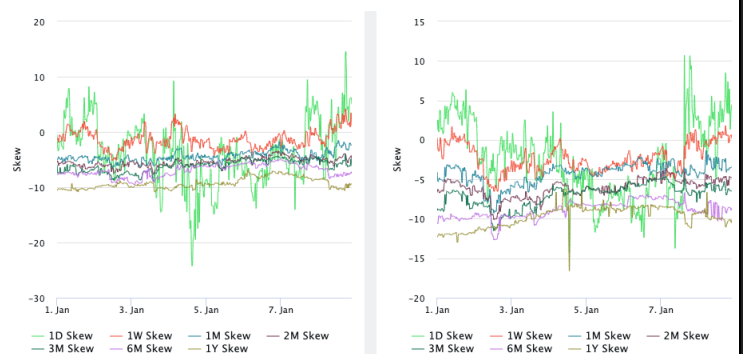
ATM Implied Volatility (BTC LHS ; ETH RHS)



ATM Implied Vol Term Structure (BTC LHS ; ETH RHS)



25 Delta Skew (BTC LHS ; ETH RHS)





January 8, 2025

About GSR

GSR has over a decade of extensive experience in the crypto market, serving as a trusted liquidity provider and active, multi-stage investor. Our suite of services includes OTC Trading, Derivatives, and Market Making. GSR is actively involved in every major sector of the digital asset ecosystem, working with token issuers, institutional investors, miners, and leading trading venues.

For more information or if we can help with anything, please see gsr.io or contact us at gsr@gsr.io.

Follow GSR for more content: [Twitter](#) [Telegram](#) [LinkedIn](#)

Authors

Brian Rudick, Senior Strategist	Twitter	Telegram
Carlos Guzman, Research Analyst	Twitter	Telegram
Toe Bautista, Research Analyst	Twitter	Telegram

Required Disclosures

This material is provided by GSR (the "Firm") solely for informational purposes, is intended only for sophisticated, institutional investors and does not constitute an offer or commitment, a solicitation of an offer or commitment, or any advice or recommendation, to enter into or conclude any transaction (whether on the terms shown or otherwise), or to provide investment services in any state or country where such an offer or solicitation or provision would be illegal. The Firm is not and does not act as an advisor or fiduciary in providing this material. GSR is not authorised or regulated in the UK by the Financial Conduct Authority. The protections provided by the UK regulatory system will not be available to you. Specifically, information provided herein is intended for institutional persons only and is not suitable for retail persons in the United Kingdom, and no solicitation or recommendation is being made to you in regards to any products or services.

This material is not a research report, and not subject to any of the independence and disclosure standards applicable to research reports prepared pursuant to FINRA or CFTC research rules. This material is not independent of the Firm's proprietary interests, which may conflict with the interests of any counterparty of the Firm. The Firm trades instruments discussed in this material for its own account, may trade contrary to the views expressed in this material, and may have positions in other related instruments.

Information contained herein is based on sources considered to be reliable, but is not guaranteed to be accurate or complete. Any opinions or estimates expressed herein reflect a judgment made by the author(s) as of the date of publication, and are subject to change without notice. Trading and investing in digital assets involves significant risks including price volatility and illiquidity and may not be suitable for all investors. The Firm is not liable whatsoever for any direct or consequential loss arising from the use of this material. Copyright of this material belongs to GSR. Neither this material nor any copy thereof may be taken, reproduced or redistributed, directly or indirectly, without prior written permission of GSR

Notes & Sources

All options data is based on Deribit and derivatives graphics are from Laevidas. Market returns are based on price returns for the following ETFs: VOO, QQQ, EWU, EWG, EWJ, and EWH. Onchain volumes are not considered and thus certain token volumes may be understated (e.g., stETH).

CoinGecko	Santiment	DefiLlama	CoinMarketCap	Laevidas
L2Beat	Google Finance	TradingView	Deribit	WorldCoinIndex
Cryptorank	Investing.com	NFT Price Floor	CryptoSlate	