



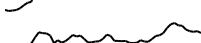








Crypto Leaderboard

Rank	Name	Ticker	Price	24h	7d	30d	24h Vol \$m	MC \$m	1-Year Chart
1	Bitcoin	BTC	\$92,819	-2%	-4%	-4%	60,054	1,838,552	
2	Ethereum	ETH	\$3,246	-1%	-6%	-11%	27,081	391,045	
3	Tether	USDT	\$1.00	0%	0%	0%	48,976	137,581	
4	XRP Ledger	XRP	\$2.3	-1%	-4%	-3%	5,934	131,878	
5	BNB	BNB	\$685	-1%	-3%	1%	1,072	99,873	
6	Solana	SOL	\$187	-4%	-10%	-12%	4,284	90,835	
7	Dogecoin	DOGE	\$0.32	-5%	-5%	-19%	3,655	47,394	
8	USD Coin	USDC	\$1.00	0%	0%	0%	9,575	45,333	
9	Cardano	ADA	\$0.91	-2%	-5%	-11%	1,547	32,607	
10	Lido stETH	STETH	\$3,241	-2%	-6%	-11%	61	31,258	

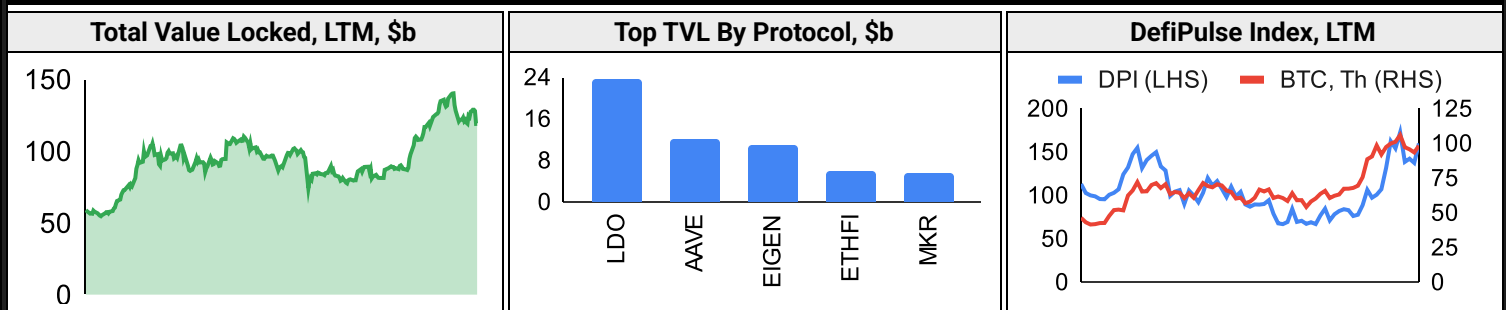
Top & Bottom Performers - Top 100 Tokens

24h		7 Days		30 Days		90 Days		365 Days	
KAIA	5%	XDC	12%	BGB	130%	VIRTUAL	5310%	OM	5748%
LTC	3%	SUI	9%	VIRTUAL	102%	BGB	487%	PEPE	1197%
MOVE	3%	GT	4%	GT	53%	HBAR	424%	BGB	913%
KCS	2%	OM	2%	SUI	27%	XLM	333%	WIF	786%
WIF	-10%	PEPE	-16%	TIA	-31%	IMX	-17%	OP	-55%
VIRTUAL	-13%	FLR	-17%	SEI	-32%	KAS	-17%	LDO	-58%
HYPE	-14%	WIF	-24%	FTM	-43%	TAO	-29%	ARB	-66%
AI16Z	-18%	VIRTUAL	-30%	WIF	-46%	WIF	-44%	TIA	-72%

Category Performance

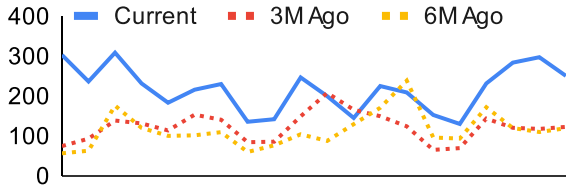
Category	7d	30d	90d	180d	365d	Ecosystem	7d	30d	90d	180d	365d
CEXs	-7%	0%	55%	73%	61%	Tron	-6%	-6%	36%	70%	119%
Privacy	-9%	-13%	51%	49%	27%	Solana	-5%	-12%	38%	20%	9%
Currency	-6%	-14%	110%	104%	87%	Polkadot	-8%	-13%	35%	24%	4%
Other DeFi	-11%	-15%	40%	23%	26%	Cosmos	3%	-15%	18%	9%	-11%
Gaming/Entertai	-4%	-15%	51%	35%	-5%	Avalanche	-7%	-18%	43%	35%	25%
Smart Contract	-5%	-18%	52%	50%	24%	Polygon	-7%	-20%	31%	22%	-1%
Lending	-10%	-21%	23%	21%	29%	Ethereum	-13%	-20%	69%	54%	12%
IoT/Data/Comp.	-9%	-22%	30%	20%	0%	BSC	-9%	-22%	3%	1%	-13%
DEX	-10%	-22%	55%	43%	15%						
Scaling	-10%	-23%	27%	8%	-37%						
Meme	-10%	-25%	56%	75%	187%						

DeFi

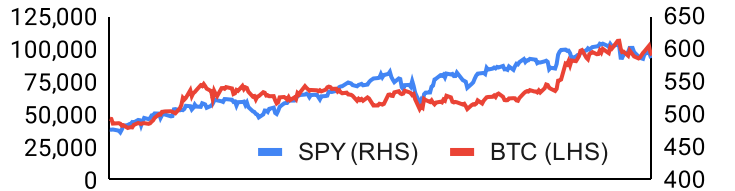


Trading Volume

Aggregate Volumes by Product, \$b					Top Derivatives Exchanges, \$m and bps				Top Spot Exchanges, \$m			
Product	1d	7d	30d	O/I	Exchange	1d Vol	O/I	Mkr	Tkr	Exchange	Mkts	1d Vol
Spot	71	359.37	2140	n/a	Binance	75,900	29,694	2.0	4.0	Binance	1,761	22,186
Perpetuals	227	1,110	6,110	1,330	Bybit	30,181	20,977	2.0	5.5	Bybit	1,113	6,951
Futures	0	2	11	1	Bitget	30,332	18,122	2.0	6.0	Coinbase	416	3,683
Options	0	0	2	n/a	OKX	28,011	8,408	2.0	5.0	OKX	831	3,427

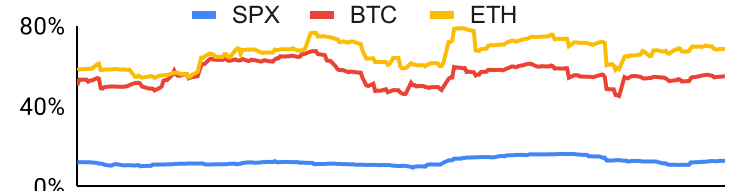
Daily Spot Volume, Top 100 Tokens Last 20d, \$b		Top Volume, 1d, \$m		Top Volume, %20d Avg		Low Volume, %20d Avg	
		USDT	116,056	XTZ	271%	LBTC	17%
		BTC	57,736	OM	191%	LEO	42%
		ETH	25,933	WBTC	167%	RETH	57%
		USDC	7,970	WIF	151%	BGB	59%
		FDUSD	7,284	FET	144%	FTM	59%

Traditional Finance

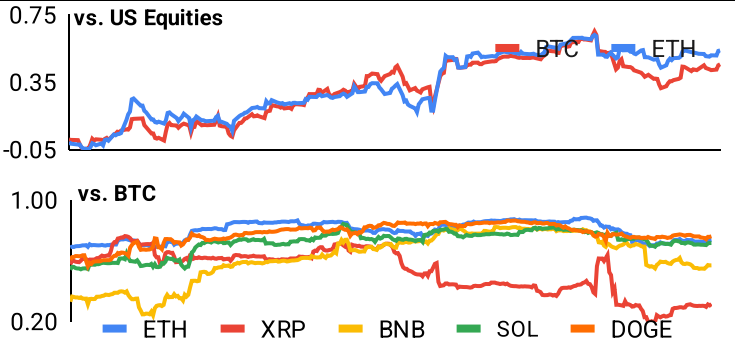
Global Equity Markets							SPY vs. BTC, LTM	
	US	USGrwth	UK	Germany	Japan	HK		
1D	0%	0%	-2%	0%	0%	-1%	650	600
7D	1%	1%	0%	2%	0%	-3%	550	500
90D	2%	5%	3%	-2%	-5%	-14%	450	400
365D	25%	27%	5%	11%	5%	-2%		

10-Year Treasury Yields							Commodities & FX					
	US	Brazil	UK	Germany	Japan	HK		WTI	Gas	Gold	USD/EUR	USD/JPY
Last	4.69%	14.75%	4.88%	2.54%	1.19%	3.86%	Last	74.0	3.73	0	0.97	158.1
1d Chg	0.00	-0.03	0.07	0.01	0.01	-0.06	1d % Chg	0.9%	2.1%	49.6%	0.2%	-0.2%

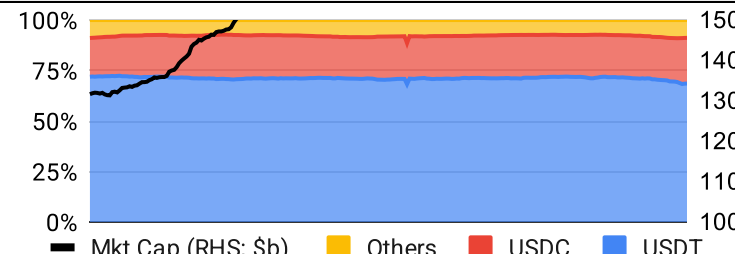
Volatility

Annualized Volatility							Rolling 3M Annualized Volatility, LTM					
	BTC	ETH	XRP	BNB	SOL	DOGE						
30D	48%	62%	76%	50%	78%	95%	80%	40%	0%			
90D	51%	68%	123%	54%	77%	122%						
180D	52%	68%	102%	53%	76%	102%						
365D	53%	65%	85%	58%	81%	104%						

Correlations

Intra-Crypto Correlations, LTM							Rolling 3M Correlations, LTM					
	BTC	ETH	XRP	BNB	SOL	DOGE						
BTC							0.75	vs. US Equities				
ETH	0.80						0.35					
XRP	0.44	0.42					-0.05					
BNB	0.65	0.63	0.31				1.00	vs. BTC				
SOL	0.75	0.70	0.39	0.60			0.20					
DOGE	0.77	0.66	0.43	0.50	0.63							

Stablecoins

Stablecoin Market Size and Volume, \$m					Stablecoin Dominance (LHS) & Market Cap \$b (RHS), LTM	
Ticker	Price	1d Vol	20d Avg Vol	Market Cap		
USDT	1.00	116,056	103,397	137,598		
USDC	1.00	7,970	6,732	45,335		
USDe	1.00	158	98	5,794		
DAI	1.00	122	128	5,366		
USDO	1.00			1,727		
USDD	1.00	3	3	743		

Ethereum Mainnet & Layer 2s

Mainnet & Layer 2 Transactions (m/day) and L2 TVL (\$m)					Transactions (m/day), Rolling 90-Day Average, LTM					
Network	1d	30d Avg	TVL	Tech Type						
Base	11.2	285.8		Optimistic Rollup						
Taiko	2.1	72.1		Optimistic Rollup						
Arbitrum One	2.2	58.9		Optimistic Rollup						
World Chain	1.6	42.9								
Ethereum	1.2	37.2	-	mainnet						
OP Mainnet	0.8	28.1		Optimistic Rollup						
Lisk	0.5	13.4		Optimistic Rollup						
Blast	0.3	12.3		Optimistic Rollup						
Mint	0.3	8.7		Optimistic Rollup						
River	0.0	5.9								

Layer 2 Token Performance & Market Cap (\$b)					
24h Return					1.5
Market Cap	-0.1	0.0	0.0	0.0	0.0

NFTs and DAOs

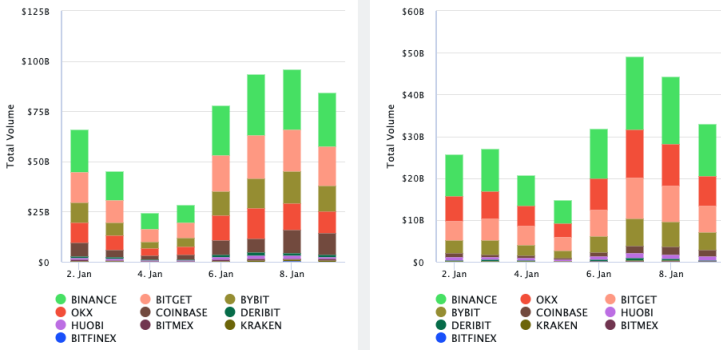
NFT Collection Stats (\$; Volume, MC in \$m)						DAO Treasury Amount (\$m) and Composition					
Collection	Floor	% Listed	3M Ret.	3M Vol	Market Cap	DAO	Treasury	Stables	BTC/ETH	Own Tokens	Other
CryptoPunks	117,700	41%	78%	98,294	1,200	Uniswap	5,138	0%	0%	100%	0%
Pudgy Penguins	84,003	56%	262%	360,954	715	Mantle	3,735	1%	6%	91%	2%
Bored Ape Yacht C	50,808	54%	91%	101,702	508	Optimism	3,596	0%	0%	100%	0%
Azuki	39,548	41%	229%	134,720	396	ENS	2,242	1%	7%	91%	1%
Autoglyphs	401,886	32%	70%	280	206	Arbitrum	2,187	0%	1%	99%	0%
Lil Pudgys	8,574	43%	350%	150,047	187	Ethereum	873	0%	100%	0%	0%
Mutant Ape Yacht	8,704	60%	103%	59,370	170	Golem	444	0%	88%	12%	0%
Chromie Squiggle	16,010	28%	98%	3,808	160	Gnosis	390	7%	4%	59%	30%
Doodles	15,876	39%	311%	68,488	159	CoWSwap	344	2%	2%	93%	3%
Fidenza by Tyler H	15,900	50%	144%	3,869	145	Merit Circle	320	6%	1%	88%	6%

Crypto News

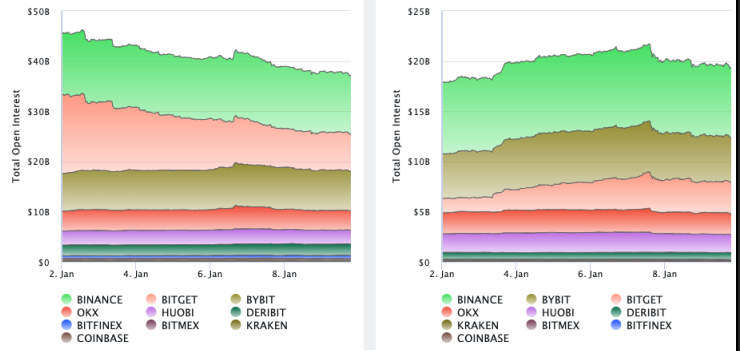
- [Judge halts attempt to retrieve £600m bitcoin wallet from Welsh dump - The Guardian](#)
- [US court approves sale of \\$6.5b silk road Bitcoin - FXStreet](#)
- [Filipino banks plan to launch multi issuer stablecoin PHPX on Hedera DLT - Ledger Insights](#)
- [Bhutan's Special Administrative Region to Adopt Bitcoin, Ethereum in Strategic Reserves - Decrypt](#)
- [US entities hold 65% more Bitcoin than offshore players — CryptoQuant - Cointelegraph](#)
- [The hottest new betting market is mice motor skills - Blockworks](#)
- [Judge sends Howey question to higher court in Coinbase case - Blockworks](#)
- [Starknet introduces SN Stack - Blockworks](#)
- [Backpack acquires FTX EU and its 110K former users - Blockworks](#)

Crypto Futures

Futures Volume (BTC LHS ; ETH RHS), 1d



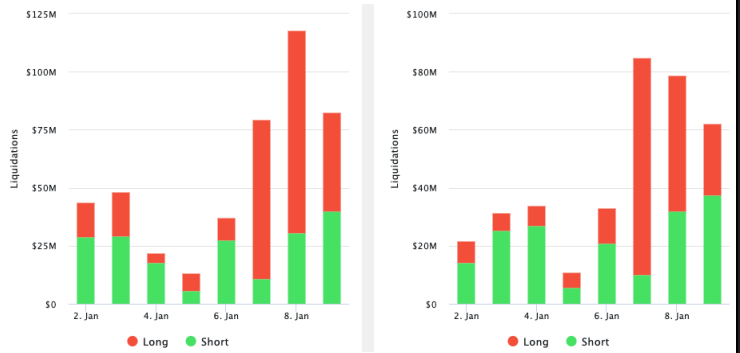
Futures Open Interest (BTC LHS ; ETH RHS)



OI Weighted Funding Rate (BTC LHS ; ETH RHS), 1d



Liquidations (BTC LHS ; ETH RHS), 1d



Crypto Options

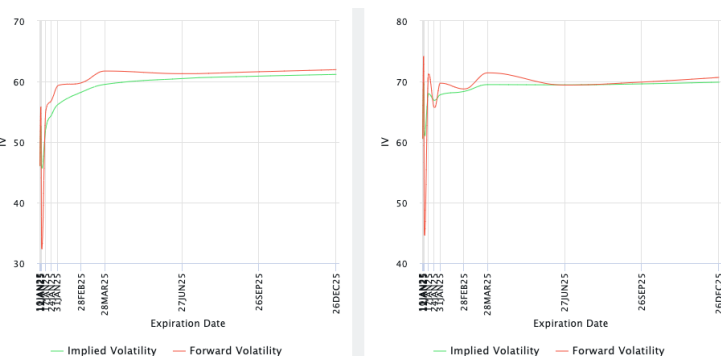
Options Volume & Put/Call Ratio (BTC LHS ; ETH RHS), 1d



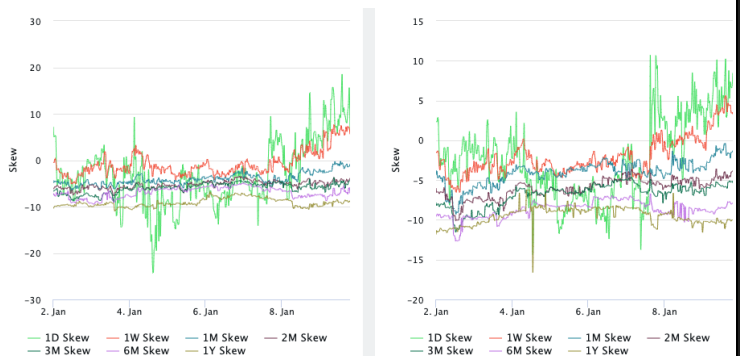
ATM Implied Volatility (BTC LHS ; ETH RHS)



ATM Implied Vol Term Structure (BTC LHS ; ETH RHS)



25 Delta Skew (BTC LHS ; ETH RHS)





January 9, 2025

About GSR

GSR has over a decade of extensive experience in the crypto market, serving as a trusted liquidity provider and active, multi-stage investor. Our suite of services includes OTC Trading, Derivatives, and Market Making. GSR is actively involved in every major sector of the digital asset ecosystem, working with token issuers, institutional investors, miners, and leading trading venues.

For more information or if we can help with anything, please see gsr.io or contact us at gsr@gsr.io.

Follow GSR for more content: [Twitter](#) [Telegram](#) [LinkedIn](#)

Authors

Brian Rudick, Senior Strategist	Twitter	Telegram
Carlos Guzman, Research Analyst	Twitter	Telegram
Toe Bautista, Research Analyst	Twitter	Telegram

Required Disclosures

This material is provided by GSR (the "Firm") solely for informational purposes, is intended only for sophisticated, institutional investors and does not constitute an offer or commitment, a solicitation of an offer or commitment, or any advice or recommendation, to enter into or conclude any transaction (whether on the terms shown or otherwise), or to provide investment services in any state or country where such an offer or solicitation or provision would be illegal. The Firm is not and does not act as an advisor or fiduciary in providing this material. GSR is not authorised or regulated in the UK by the Financial Conduct Authority. The protections provided by the UK regulatory system will not be available to you. Specifically, information provided herein is intended for institutional persons only and is not suitable for retail persons in the United Kingdom, and no solicitation or recommendation is being made to you in regards to any products or services.

This material is not a research report, and not subject to any of the independence and disclosure standards applicable to research reports prepared pursuant to FINRA or CFTC research rules. This material is not independent of the Firm's proprietary interests, which may conflict with the interests of any counterparty of the Firm. The Firm trades instruments discussed in this material for its own account, may trade contrary to the views expressed in this material, and may have positions in other related instruments.

Information contained herein is based on sources considered to be reliable, but is not guaranteed to be accurate or complete. Any opinions or estimates expressed herein reflect a judgment made by the author(s) as of the date of publication, and are subject to change without notice. Trading and investing in digital assets involves significant risks including price volatility and illiquidity and may not be suitable for all investors. The Firm is not liable whatsoever for any direct or consequential loss arising from the use of this material. Copyright of this material belongs to GSR. Neither this material nor any copy thereof may be taken, reproduced or redistributed, directly or indirectly, without prior written permission of GSR

Notes & Sources

All options data is based on Deribit and derivatives graphics are from Laevidas. Market returns are based on price returns for the following ETFs: VOO, QQQ, EWU, EWG, EWJ, and EWH. Onchain volumes are not considered and thus certain token volumes may be understated (e.g., stETH).

CoinGecko	Santiment	DefiLlama	CoinMarketCap	Laevidas
L2Beat	Google Finance	TradingView	Deribit	WorldCoinIndex
Cryptorank	Investing.com	NFT Price Floor	CryptoSlate	