



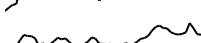







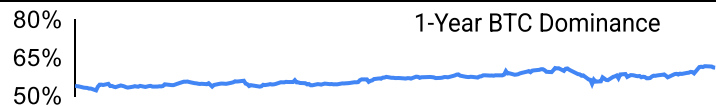
**Crypto Leaderboard**

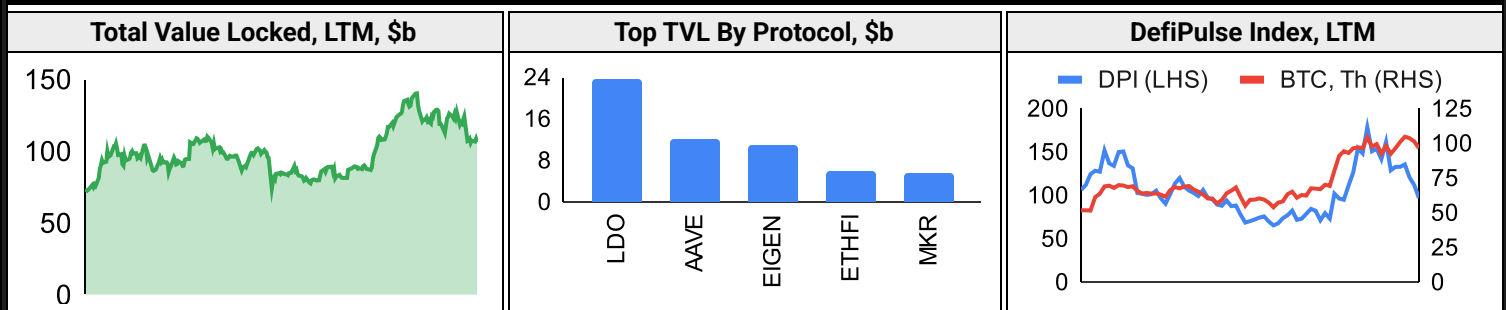
Rank	Name	Ticker	Price	24h	7d	30d	24h Vol \$m	MC \$m	1-Year Chart
1	Bitcoin	BTC	\$97,011	2%	0%	3%	50,015	1,921,111	
2	Ethereum	ETH	\$2,664	2%	-4%	-15%	26,441	320,536	
3	Tether	USDT	\$1.00	0%	0%	0%	85,805	141,943	
4	XRP Ledger	XRP	\$2.45	2%	3%	-3%	5,008	141,157	
5	BNB	BNB	\$686	9%	21%	0%	1,954	99,817	
6	Solana	SOL	\$193	-2%	-1%	6%	4,723	94,343	
7	USD Coin	USDC	\$1.00	0%	0%	0%	10,165	56,062	
8	Dogecoin	DOGE	\$0.26	3%	1%	-23%	1,800	38,321	
9	Cardano	ADA	\$0.79	4%	7%	-17%	1,366	28,158	
10	Lido stETH	STETH	\$2,658	2%	-4%	-15%	155	24,972	

**Top & Bottom Performers - Top 100 Tokens**

24h		7 Days		30 Days		90 Days		365 Days	
S	19%	BNB	21%	OM	50%	BGB	337%	OM	1912%
BNB	9%	LTC	17%	DEXE	33%	HBAR	253%	PEPE	794%
DOT	8%	TAO	14%	LTC	23%	OM	241%	BGB	785%
EOS	7%	DOT	11%	GT	22%	XRP	217%	DEXE	486%
TIA	-3%	MNT	-9%	FET	-38%	BONK	-50%	IMX	-73%
BGB	-5%	DEXE	-13%	PEPE	-43%	PEPE	-53%	ARB	-76%
ENA	-5%	ENA	-23%	ENA	-47%	LBTC	-53%	TIA	-83%
DEXE	-6%	TRUMP	-32%	TRUMP	-84%	TRUMP	-68%	TRUMP	-86%

**Category Performance**

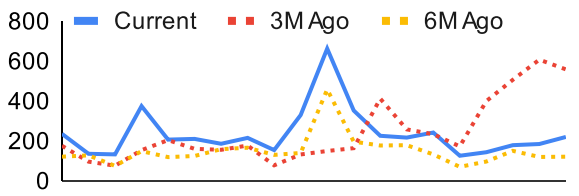
Category	7d	30d	90d	180d	365d	Ecosystem	7d	30d	90d	180d	365d
Lending	-1%	-5%	1%	27%	25%	Tron	8%	-2%	13%	65%	89%
Currency	9%	-7%	52%	100%	87%	BSC	20%	-17%	-17%	0%	-25%
CEXs	3%	-12%	11%	45%	70%	Solana	2%	-18%	3%	16%	1%
Other DeFi	5%	-17%	39%	43%	7%	Avalanche	4%	-19%	4%	28%	-1%
Privacy	4%	-19%	14%	18%	8%	Cosmos	24%	-19%	-16%	-8%	-33%
Smart Contract	6%	-21%	5%	32%	-4%	Ethereum	6%	-24%	15%	33%	-13%
Meme	2%	-21%	-29%	58%	115%	Polygon	3%	-26%	-12%	7%	-28%
Scaling	0%	-23%	-9%	8%	-47%	Polkadot	5%	-26%	-5%	12%	-27%
DEX	7%	-24%	-2%	23%	-2%						
IoT/Data/Comp.	2%	-25%	-10%	2%	-34%						
Gaming/Entertai	2%	-31%	-3%	16%	-34%						

**DeFi**


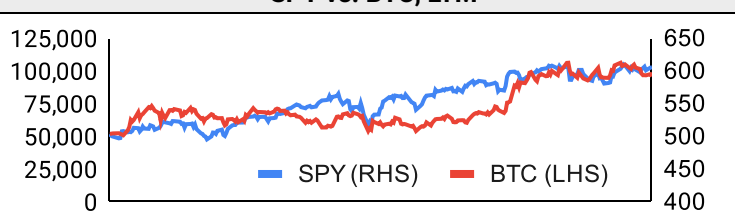
**Trading Volume**

Aggregate Volumes by Product, \$b					Top Derivatives Exchanges, \$m and bps					Top Spot Exchanges, \$m		
Product	1d	7d	30d	O/I	Exchange	1d Vol	O/I	Mkr	Tkr	Exchange	Mkts	1d Vol
Spot	62	413.38	2290	n/a	Binance	74,107	24,122	2.0	4.0	Binance	1,799	23,146
Perpetuals	217	1,370	7,820	1,090	Bybit	29,671	16,883	2.0	5.5	Bybit	1,145	7,291
Futures	0	2	11	1	OKX	29,762	6,807	2.0	5.0	Coinbase	417	4,102
Options	0	0	2	n/a	Bitget	25,190	15,815	2.0	6.0	OKX	898	3,189

Daily Spot Volume, Top 100 Tokens Last 20d, \$b				Top Volume, 1d, \$m		Top Volume, %20d Avg		Low Volume, %20d Avg	
				USDT	100,032	BNB	130%	TRUMP	16%
				BTC	49,232	WBTC	129%	JUP	33%
				ETH	25,784	LTC	123%	RSETH	36%
				USDC	8,860	ADA	122%	WEETH	40%
				FDUSD	6,865	DOT	122%	DEXE	45%

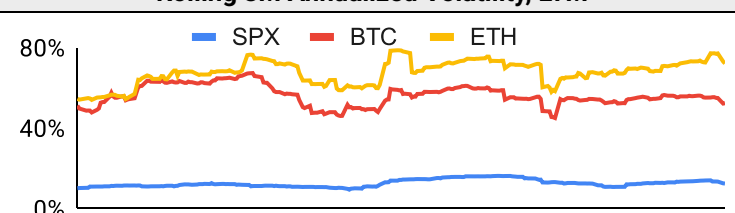
**Traditional Finance**

Global Equity Markets							SPY vs. BTC, LTM				
	US	USGrwth	UK	Germany	Japan	HK					
1D	0%	0%	0%	1%	0%	-1%					
7D	1%	1%	-2%	3%	1%	-2%					
90D	1%	3%	2%	13%	1%	-7%					
365D	21%	21%	2%	21%	3%	0%					

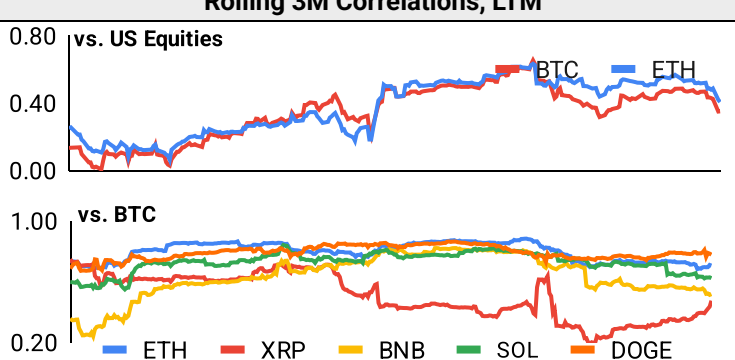
  

10-Year Treasury Yields							Commodities & FX					
	US	Brazil	UK	Germany	Japan	HK	Last	WTI	Gas	Gold	USD/EUR	USD/JPY
Last	4.63%	14.82%	4.59%	2.47%	1.34%	3.69%	Last	71.4	3.56	0	0.96	154.3
1d Chg	0.09	-0.06	0.04	-0.01	-0.01	-0.06	1d % Chg	-2.6%	1.2%	59.1%	-0.3%	1.2%

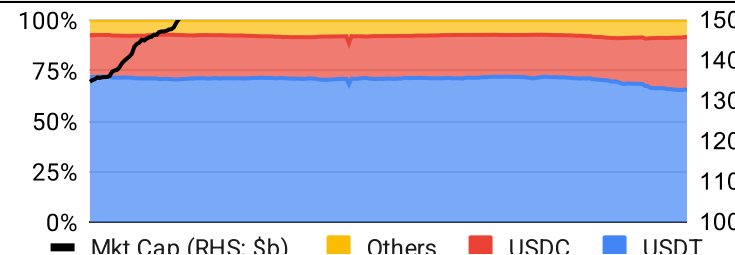
**Volatility**

Annualized Volatility							Rolling 3M Annualized Volatility, LTM			
	BTC	ETH	XRP	BNB	SOL	DOGE				
30D	41%	66%	99%	56%	102%	97%				
90D	43%	66%	131%	57%	86%	92%				
180D	46%	63%	102%	51%	77%	103%				
365D	53%	66%	89%	59%	84%	106%				

**Correlations**

Intra-Crypto Correlations, LTM							Rolling 3M Correlations, LTM				
	BTC	ETH	XRP	BNB	SOL	DOGE					
BTC											
ETH	0.80										
XRP	0.45	0.44									
BNB	0.64	0.63	0.32								
SOL	0.72	0.66	0.40	0.58							
DOGE	0.79	0.68	0.46	0.52	0.62						

## Stablecoins

Stablecoin Market Size and Volume, \$m					Stablecoin Dominance (LHS) & Market Cap \$b (RHS), LTM	
Ticker	Price	1d Vol	20d Avg Vol	Market Cap		
USDT	1.00	100,032	106,673	142,000		
USDC	1.00	8,860	9,541	56,121		
USDe	1.00	96	106	6,013		
DAI	1.00	268	239	5,365		
FDUSD				2,043		
USDO	1.00			1,161		

## Ethereum Mainnet & Layer 2s

Mainnet & Layer 2 Transactions (m/day) and L2 TVL (\$m)					Transactions (m/day), Rolling 90-Day Average, LTM																													
Network	1d	30d Avg	TVL	Tech Type																														
Base	7.3	280.3		Optimistic Rollup	<table border="1"> <thead> <tr> <th colspan="6">Layer 2 Token Performance &amp; Market Cap (\$b)</th> </tr> <tr> <th></th> <th></th> <th></th> <th></th> <th></th> <th>0.541</th> </tr> </thead> <tbody> <tr> <td>24h Return</td> <td></td> <td></td> <td></td> <td></td> <td></td> </tr> <tr> <td>Market Cap</td> <td>+1.99%</td> <td>+3.68%</td> <td>+2.54%</td> <td>+4.05%</td> <td>+0.13%</td> </tr> </tbody> </table>						Layer 2 Token Performance & Market Cap (\$b)											0.541	24h Return						Market Cap	+1.99%	+3.68%	+2.54%	+4.05%	+0.13%
Layer 2 Token Performance & Market Cap (\$b)																																		
											0.541																							
24h Return																																		
Market Cap	+1.99%	+3.68%	+2.54%	+4.05%							+0.13%																							
Taiko	2.3	72.5		Optimistic Rollup																														
Arbitrum One	1.5	60.3		Optimistic Rollup																														
World Chain	1.6	48.7																																
Ethereum	1.3	37.9	-	mainnet																														
OP Mainnet	0.9	27.0		Optimistic Rollup																														
Lisk	0.7	16.8		Optimistic Rollup																														
Soneium	0.8	13.4																																
Blast	0.3	11.1		Optimistic Rollup																														
Abstract	1.0	8.9																																

## NFTs and DAOs

NFT Collection Stats (\$; Volume, MC in \$m)						DAO Treasury Amount (\$m) and Composition					
Collection	Floor	% Listed	3M Ret.	3M Vol	Market Cap	DAO	Treasury	Stables	BTC/ETH	Own Tokens	Other
CryptoPunks	98,042	41%	-1%	110,859	980	Uniswap	3,859	0%	0%	100%	0%
Bored Ape Yacht C	37,198	54%	5%	105,396	372	Mantle	3,295	1%	3%	91%	5%
Pudgy Penguins	26,905	56%	-7%	450,824	239	Optimism	2,091	0%	0%	100%	0%
Autoglyphs	278,982	34%	-8%	2,445	143	ENS	1,806	1%	7%	91%	1%
Mutant Ape Yacht	5,972	60%	2%	61,644	116	Arbitrum	1,327	0%	1%	99%	0%
Chromie Squiggle	11,505	28%	-4%	3,917	115	Ethereum	699	0%	100%	0%	0%
Milady Maker	10,782	53%	-30%	76,300	108	Golem	347	0%	90%	10%	0%
Doodles	10,053	39%	62%	84,233	101	Gnosis	299	8%	5%	54%	33%
Mad Lads	9,849	62%	21%	28,174	98	Lido	275	9%	33%	58%	0%
Azuki	15,900	41%	-34%	284,133	88	AAVE	244	21%	4%	62%	12%

## Crypto News

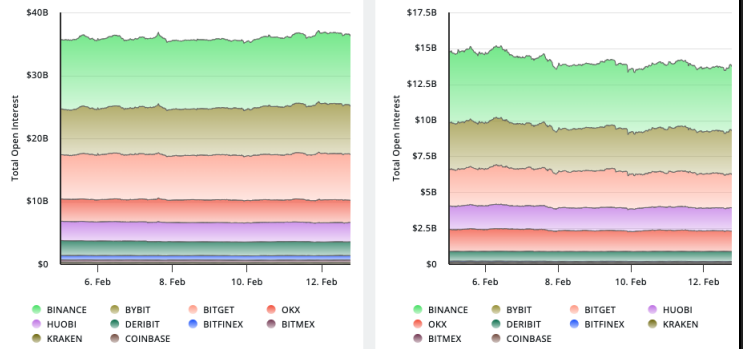
- [Bitcoin, Ethereum Drop as US Reports Inflation Rose to 3% in January - Decrypt](#)
- [Accused Russian money launderer is being released in exchange for Marc Fogel - CNN](#)
- [Trump names Jonathan McKernan director of gutted CFPB - HousingWire](#)
- [Plume Network and Brazil's Mercado Bitcoin to tokenize \\$40 million worth of RWAs - The Block](#)
- [Japanese Game Developer Gumi Reveals Plans to Buy and Stake Bitcoin - Decrypt](#)
- [Unichain mainnet is live with value accrual for UNI - Blockworks](#)
- [Is a litecoin ETF the 2025 frontrunner? - Blockworks](#)
- [Central African Republic debuts memecoin managed by state-owned mineral firm - Blockworks](#)
- [Pendle announces plans to target Solana, Hyperliquid and Ton - Blockworks](#)

## Crypto Futures

### Futures Volume (BTC LHS ; ETH RHS), 1d



### Futures Open Interest (BTC LHS ; ETH RHS)



### OI Weighted Funding Rate (BTC LHS ; ETH RHS), 1d

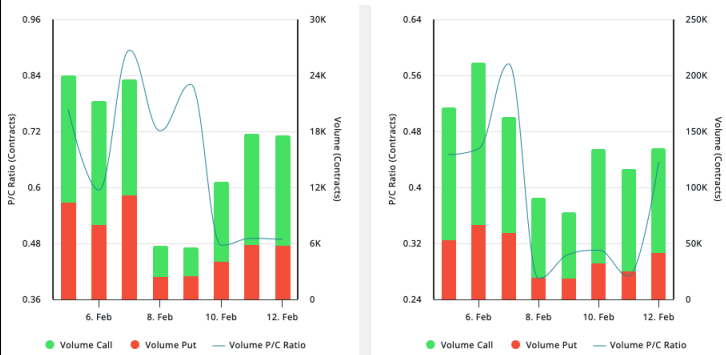


### Liquidations (BTC LHS ; ETH RHS), 1d

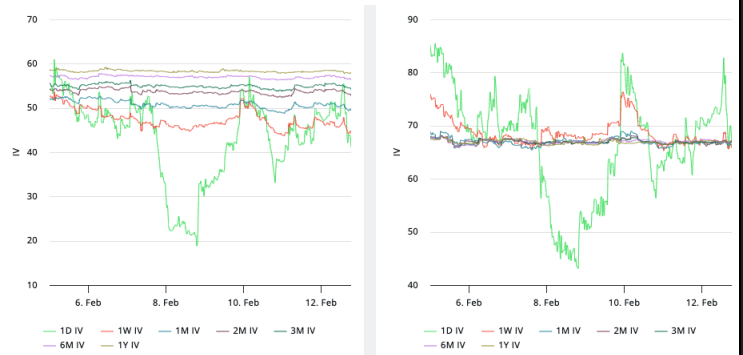


## Crypto Options

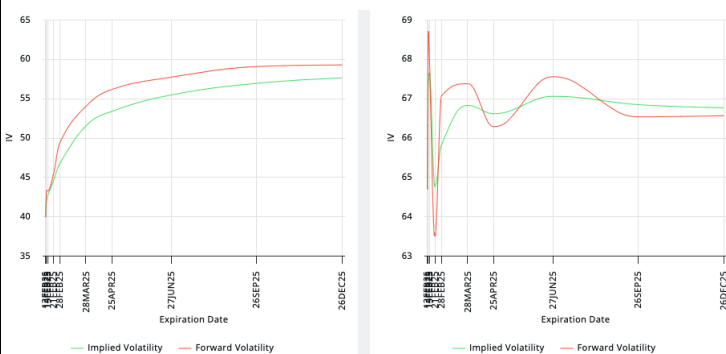
### Options Volume & Put/Call Ratio (BTC LHS ; ETH RHS), 1d



### ATM Implied Volatility (BTC LHS ; ETH RHS)



### ATM Implied Vol Term Structure (BTC LHS ; ETH RHS)



### 25 Delta Skew (BTC LHS ; ETH RHS)



### About GSR

GSR has over a decade of extensive experience in the crypto market, serving as a trusted liquidity provider and active, multi-stage investor. Our suite of services includes OTC Trading, Derivatives, and Market Making. GSR is actively involved in every major sector of the digital asset ecosystem, working with token issuers, institutional investors, miners, and leading trading venues.

For more information or if we can help with anything, please see [gsr.io](https://gsr.io) or contact us at [gsr@gsr.io](mailto:gsr@gsr.io).

Follow GSR for more content: [Twitter](#) [Telegram](#) [LinkedIn](#)

### Authors

Brian Rudick, Senior Strategist	<a href="#">Twitter</a>	<a href="#">Telegram</a>
Carlos Guzman, Research Analyst	<a href="#">Twitter</a>	<a href="#">Telegram</a>
Toe Bautista, Research Analyst	<a href="#">Twitter</a>	<a href="#">Telegram</a>

### Required Disclosures

This material is provided by GSR (the "Firm") solely for informational purposes. It is not intended to be advice or a recommendation to buy, sell or hold any investment mentioned. Investors should form their own views in relation to any proposed investment.

It is intended only for sophisticated, institutional investors and does not constitute an offer or commitment, a solicitation of an offer or commitment, or any advice or recommendation, to enter into or conclude any transaction (whether on the terms shown or otherwise), or to provide investment services in any state or country where such an offer or solicitation or provision would be illegal. The Firm is not and does not act as an advisor or fiduciary in providing this material.

This material is not an independent research report, and has not been prepared in accordance with any legal requirements by any regulator (including the FCA, FINRA or CFTC) designed to promote the independence of investment research.

This material is not independent of the Firm's proprietary interests, which may conflict with the interests of any counterparty of the Firm. The Firm may trade investments discussed in this material for its own account, may trade contrary to the views expressed in this material, and may have positions in other related instruments. The Firm is not subject to any prohibition on dealing ahead of the dissemination of this material.

Information contained herein is based on sources considered to be reliable, but is not guaranteed to be accurate or complete.

Any opinions or estimates expressed herein reflect a judgment made by the author(s) as of the date of publication, and are subject to change without notice. The Firm does not plan to update this information.

Trading and investing in digital assets involves significant risks including price volatility and illiquidity and may not be suitable for all investors. The Firm is not liable whatsoever for any direct or consequential loss arising from the use of this material.

Copyright of this material belongs to GSR. Neither this material nor any copy thereof may be taken, reproduced or redistributed, directly or indirectly, without prior written permission of GSR.

Please see [here](#) for additional Regulatory Legal Notices relevant to US, UK and Singapore

### Notes & Sources

All options data is based on Deribit and derivatives graphics are from Laevidas. Market returns are based on price returns for the following ETFs: VOO, QQQ, EWU, EWG, EWJ, and EWH. Onchain volumes are not considered and thus certain token volumes may be understated (e.g., stETH).

CoinGecko	Santiment	DefiLlama	CoinMarketCap	Laevidas
L2Beat	Google Finance	TradingView	Deribit	WorldCoinIndex
Cryptorank	Investing.com	NFT Price Floor	CryptoSlate	