











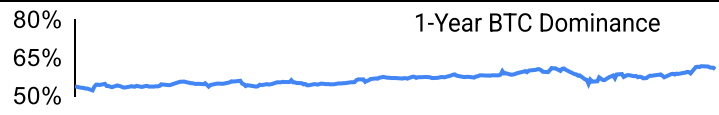
**Crypto Leaderboard**

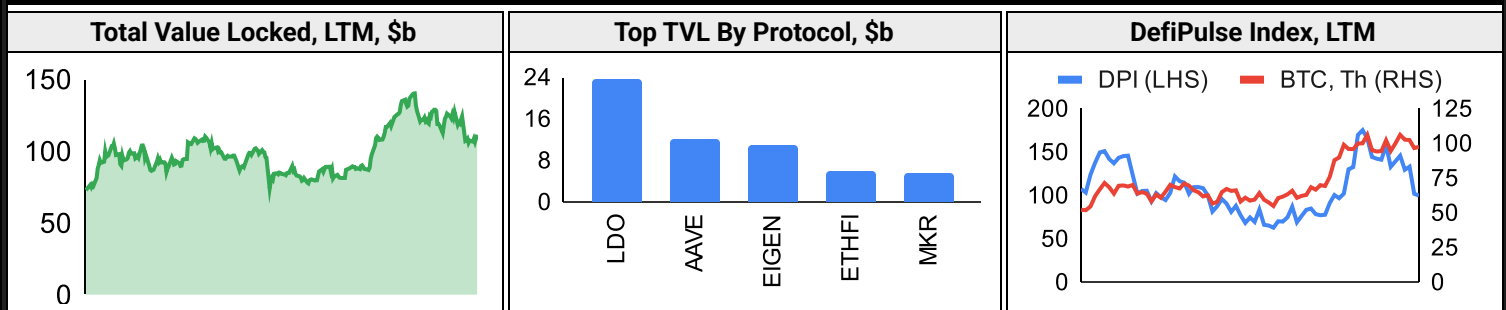
Rank	Name	Ticker	Price	24h	7d	30d	24h Vol \$m	MC \$m	1-Year Chart
1	Bitcoin	BTC	\$98,038	2%	1%	-2%	31,341	1,943,529	
2	Ethereum	ETH	\$2,740	3%	4%	-21%	16,755	330,367	
3	XRP Ledger	XRP	\$2.79	13%	16%	-12%	8,274	161,367	
4	Tether	USDT	\$1.00	0%	0%	0%	40,537	141,854	
5	Solana	SOL	\$202	4%	5%	-2%	3,775	98,527	
6	BNB	BNB	\$669	0%	16%	-6%	1,940	97,638	
7	USD Coin	USDC	\$1.00	0%	0%	0%	4,967	56,183	
8	Dogecoin	DOGE	\$0.28	7%	12%	-28%	2,248	40,936	
9	Cardano	ADA	\$0.82	2%	15%	-24%	814	29,366	
10	Lido stETH	STETH	\$2,741	3%	5%	-21%	67	25,761	

**Top & Bottom Performers - Top 100 Tokens**

24h		7 Days		30 Days		90 Days		365 Days	
TRUMP	36%	KAS	27%	OM	40%	BGB	301%	OM	1979%
JUP	15%	LTC	23%	GT	22%	HBAR	159%	PEPE	740%
XRP	13%	TAO	23%	JUP	16%	XRP	149%	BGB	538%
ENA	10%	JUP	22%	XMR	10%	GT	141%	DEXE	464%
USDS	0%	BGB	-16%	PEPE	-45%	STX	-50%	SEI	-74%
TRX	0%	TRUMP	-20%	ENA	-48%	PEPE	-51%	IMX	-74%
FDUSD	0%	LBTC	-100%	TRUMP	-84%	SEI	-55%	ARB	-76%
OM	-3%	WBT	-100%	WBT	-100%	BONK	-60%	TIA	-82%

**Category Performance**

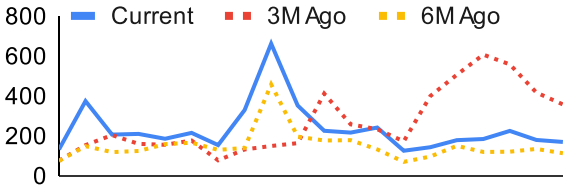
Category	7d	30d	90d	180d	365d	Ecosystem	7d	30d	90d	180d	365d
Lending	5%	-11%	-5%	29%	27%	Tron	2%	-12%	-1%	60%	74%
Currency	15%	-13%	28%	113%	93%	BSC	24%	-22%	-23%	-2%	-29%
CEXs	0%	-16%	8%	47%	69%	Cosmos	15%	-23%	-12%	-6%	-33%
Smart Contract	12%	-23%	-8%	34%	-7%	Avalanche	10%	-25%	-4%	30%	-4%
Meme	11%	-27%	-30%	62%	112%	Solana	3%	-28%	-21%	15%	4%
Scaling	9%	-28%	-18%	3%	-51%	Polygon	8%	-32%	-21%	5%	-32%
Other DeFi	2%	-30%	19%	23%	-9%	Ethereum	13%	-32%	8%	36%	-15%
DEX	15%	-31%	-10%	27%	-2%	Polkadot	5%	-34%	-18%	6%	-33%
IoT/Data/Comp.	10%	-31%	-21%	3%	-39%						
Privacy	-2%	-34%	-8%	6%	-4%						
Gaming/Entertai	4%	-40%	-23%	15%	-36%						

**DeFi**


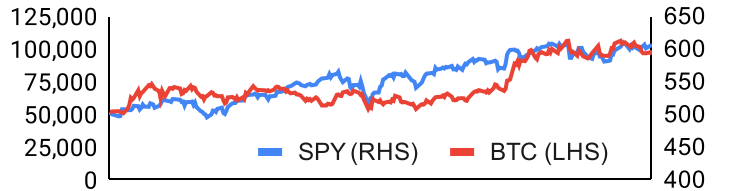
**Trading Volume**

Aggregate Volumes by Product, \$b					Top Derivatives Exchanges, \$m and bps				Top Spot Exchanges, \$m			
Product	1d	7d	30d	O/I	Exchange	1d Vol	O/I	Mkr	Tkr	Exchange	Mkts	1d Vol
Spot	49	371.78	2300	n/a	Binance	58,242	24,857	2.0	4.0	Binance	1,802	18,955
Perpetuals	193	1,220	7,830	856	Bybit	23,638	17,840	2.0	6.0	Bybit	1,150	6,023
Futures	0	2	12	1	OKX	23,915	7,125	2.0	5.0	Coinbase	420	3,980
Options	0	0	2	n/a	Bitget	20,290	16,599	2.0	6.0	OKX	900	3,141

Daily Spot Volume, Top 100 Tokens Last 20d, \$b				Top Volume, 1d, \$m		Top Volume, %20d Avg		Low Volume, %20d Avg	
				USDT	79,147	KCS	196%	WBT	0%
				BTC	31,426	LTC	141%	DEXE	30%
				ETH	17,208	BNB	118%	RSETH	36%
				XRP	9,269	XRP	103%	STETH	42%
				USDC	7,916	KAS	102%	THETA	44%

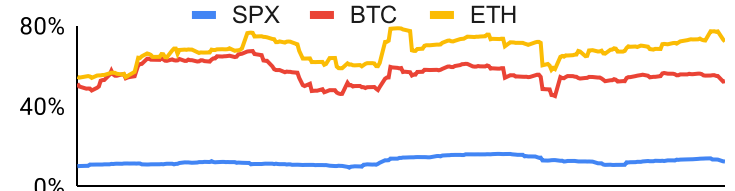
**Traditional Finance**

Global Equity Markets							SPY vs. BTC, LTM				
	US	USGrwth	UK	Germany	Japan	HK					
1D	0%	0%	0%	1%	0%	-1%					
7D	1%	1%	-2%	3%	1%	-2%					
90D	1%	3%	2%	13%	1%	-7%					
365D	21%	21%	2%	21%	3%	0%					

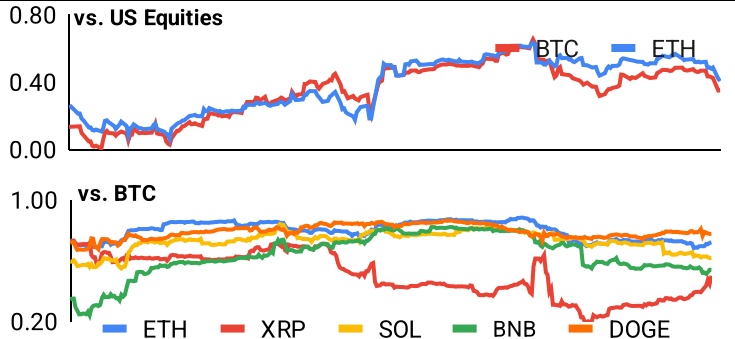
  

10-Year Treasury Yields							Commodities & FX					
	US	Brazil	UK	Germany	Japan	HK	Last	WTI	Gas	Gold	USD/EUR	USD/JPY
Last	4.48%	14.70%	4.56%	2.44%	1.35%	3.75%	Last	70.7	3.73	0	0.95	152.3
1d Chg	-0.05	-0.29	0.06	0.02	0.00	-0.06	1d % Chg	-0.9%	2.8%	56.0%	-0.3%	-0.4%

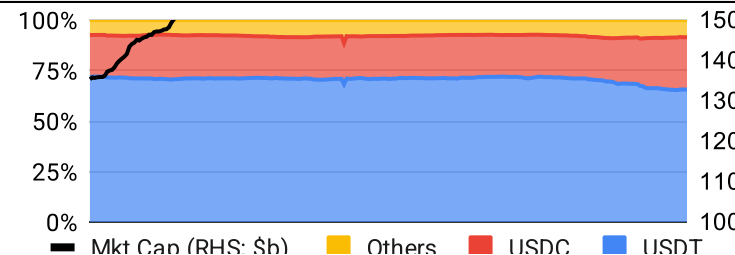
**Volatility**

Annualized Volatility							Rolling 3M Annualized Volatility, LTM			
	BTC	ETH	XRP	SOL	BNB	DOGE				
30D	39%	63%	79%	97%	60%	93%				
90D	43%	67%	119%	85%	59%	92%				
180D	47%	64%	103%	77%	51%	103%				
365D	53%	66%	89%	83%	59%	106%				

**Correlations**

Intra-Crypto Correlations, LTM							Rolling 3M Correlations, LTM				
	BTC	ETH	XRP	SOL	BNB	DOGE					
BTC											
ETH	0.80										
XRP	0.44	0.43									
SOL	0.72	0.66	0.40								
BNB	0.64	0.63	0.31	0.59							
DOGE	0.79	0.68	0.46	0.62	0.52						

**Stablecoins**

Stablecoin Market Size and Volume, \$m					Stablecoin Dominance (LHS) & Market Cap \$b (RHS), LTM	
Ticker	Price	1d Vol	20d Avg Vol	Market Cap		
USDT	1.00	79,147	106,377	141,837		150
USDC	1.00	7,916	9,506	56,299		140
USDe	1.00	103	107	5,987		130
DAI	1.00	229	241	5,365		120
FDUSD				2,090		110
USDO	1.00			1,136		100

**Ethereum Mainnet & Layer 2s**

Mainnet & Layer 2 Transactions (m/day) and L2 TVL (\$m)					Transactions (m/day), Rolling 90-Day Average, LTM					
Network	1d	30d Avg	TVL	Tech Type						
Base	8.1	275.5		Optimistic Rollup						
Taiko	2.4	72.7		Optimistic Rollup						
Arbitrum One	1.5	58.9		Optimistic Rollup						
World Chain	1.6	48.9								
Ethereum	1.3	38.0	-	mainnet						
OP Mainnet	0.8	26.6		Optimistic Rollup						
Lisk	0.6	17.1		Optimistic Rollup						
Soneium	0.8	14.8								
Blast	0.3	11.1		Optimistic Rollup						
Abstract	1.0	10.5								

Layer 2 Token Performance & Market Cap (\$b)						
						0.593
24h Return						
Market Cap	+1.67%	+3.56%	+4.59%	+3.89%	+10.28%	

**NFTs and DAOs**

NFT Collection Stats (\$; Volume, MC in \$m)						DAO Treasury Amount (\$m) and Composition					
Collection	Floor	% Listed	3M Ret.	3M Vol	Market Cap	DAO	Treasury	Stables	BTC/ETH	Own Tokens	Other
CryptoPunks	97,093	41%	-17%	97,151	971	Uniswap	4,063	0%	0%	100%	0%
Bored Ape Yacht C	39,293	54%	0%	103,808	393	Mantle	3,388	1%	3%	91%	5%
Pudgy Penguins	27,627	56%	-12%	454,020	246	Optimism	2,376	0%	0%	100%	0%
Autoglyphs	289,235	34%	-5%	2,445	148	ENS	1,934	1%	7%	91%	1%
Chromie Squiggle	12,368	28%	-26%	3,462	124	Arbitrum	1,485	0%	1%	99%	0%
Milady Maker	12,116	53%	-28%	78,070	121	Ethereum	665	0%	100%	0%	0%
Mutant Ape Yacht	6,142	60%	-2%	62,230	120	Golem	362	0%	90%	10%	0%
Doodles	11,382	40%	32%	97,802	114	Lido	315	8%	30%	62%	0%
Mad Lads	10,160	63%	23%	28,089	101	Gnosis	299	8%	5%	54%	34%
Space Doodles	15,900	23%	34%	1,483	91	AAVE	260	20%	4%	64%	12%

**Crypto News**

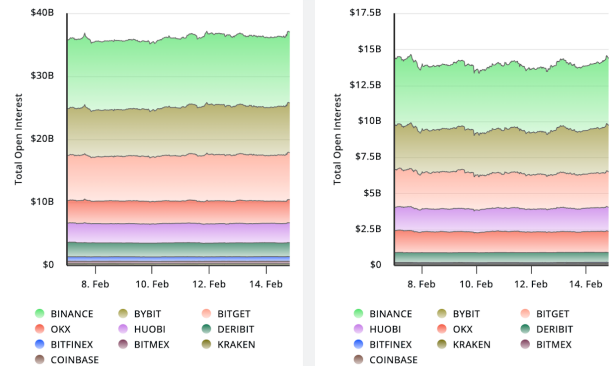
- [Ethereum TVL approaches 3-year high — Will ETH price follow? - Cointelegraph](#)
- [Remixpoint Jumps on the BTC Bandwagon, Boosts Crypto Holdings 8,000% in 9 Months - CoinDesk](#)
- [HashFlare cloud mining operators plead guilty to \\$577 million crypto fraud following FBI investigation - The Block](#)
- [US SEC case against crypto exchange Binance put on hold - Reuters](#)
- [OpenSea and Doodle token teasers are a potential vibes booster for crypto - Blockworks](#)
- [OpenSea unveils SEA token and new version of its exchange - Blockworks](#)
- [Solana yield is now flowing to liquid stakers - Blockworks](#)
- [El Salvador Dispatch: The Origins of the Bitcoin Experiment - CoinDesk](#)
- [Fan Tokens Surge Following Tether's Juventus FC Investment - CoinDesk](#)

## Crypto Futures

### Futures Volume (BTC LHS ; ETH RHS), 1d



### Futures Open Interest (BTC LHS ; ETH RHS)



### OI Weighted Funding Rate (BTC LHS ; ETH RHS), 1d

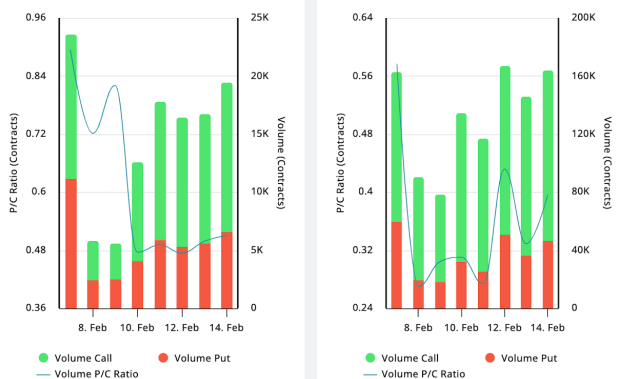


### Liquidations (BTC LHS ; ETH RHS), 1d

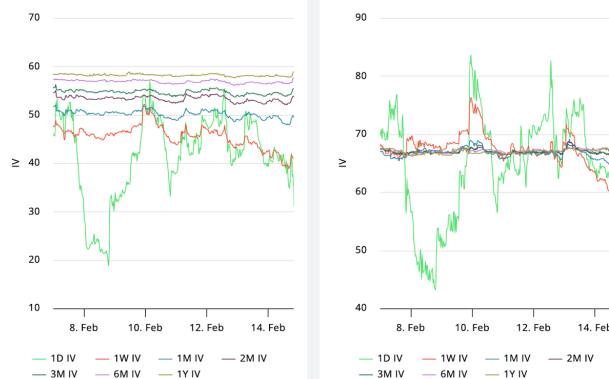


## Crypto Options

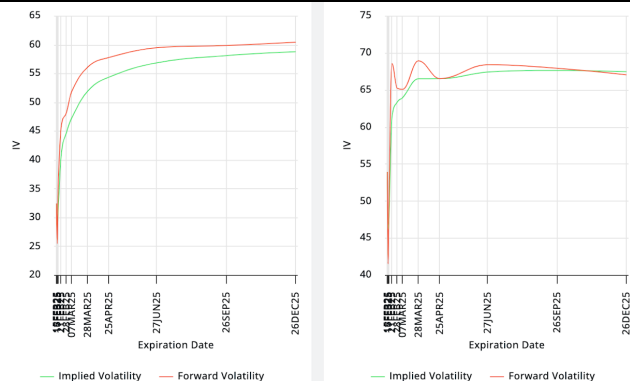
### Options Volume & Put/Call Ratio (BTC LHS ; ETH RHS), 1d



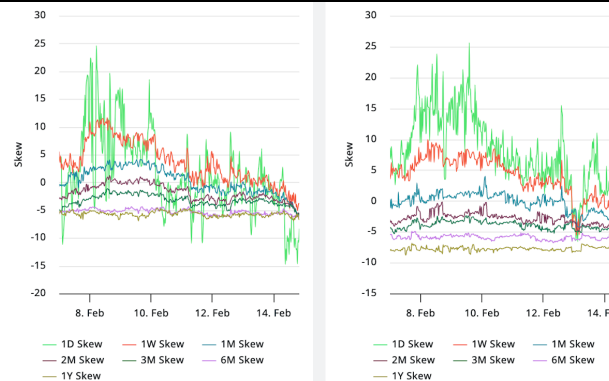
### ATM Implied Volatility (BTC LHS ; ETH RHS)



### ATM Implied Vol Term Structure (BTC LHS ; ETH RHS)



### 25 Delta Skew (BTC LHS ; ETH RHS)



### About GSR

GSR has over a decade of extensive experience in the crypto market, serving as a trusted liquidity provider and active, multi-stage investor. Our suite of services includes OTC Trading, Derivatives, and Market Making. GSR is actively involved in every major sector of the digital asset ecosystem, working with token issuers, institutional investors, miners, and leading trading venues.

For more information or if we can help with anything, please see [gsr.io](https://gsr.io) or contact us at [gsr@gsr.io](mailto:gsr@gsr.io).

Follow GSR for more content: [Twitter](#) [Telegram](#) [LinkedIn](#)

### Authors

Brian Rudick, Senior Strategist	<a href="#">Twitter</a>	<a href="#">Telegram</a>
Carlos Guzman, Research Analyst	<a href="#">Twitter</a>	<a href="#">Telegram</a>
Toe Bautista, Research Analyst	<a href="#">Twitter</a>	<a href="#">Telegram</a>

### Required Disclosures

This material is provided by GSR (the "Firm") solely for informational purposes. It is not intended to be advice or a recommendation to buy, sell or hold any investment mentioned. Investors should form their own views in relation to any proposed investment.

It is intended only for sophisticated, institutional investors and does not constitute an offer or commitment, a solicitation of an offer or commitment, or any advice or recommendation, to enter into or conclude any transaction (whether on the terms shown or otherwise), or to provide investment services in any state or country where such an offer or solicitation or provision would be illegal. The Firm is not and does not act as an advisor or fiduciary in providing this material.

This material is not an independent research report, and has not been prepared in accordance with any legal requirements by any regulator (including the FCA, FINRA or CFTC) designed to promote the independence of investment research.

This material is not independent of the Firm's proprietary interests, which may conflict with the interests of any counterparty of the Firm. The Firm may trade investments discussed in this material for its own account, may trade contrary to the views expressed in this material, and may have positions in other related instruments. The Firm is not subject to any prohibition on dealing ahead of the dissemination of this material.

Information contained herein is based on sources considered to be reliable, but is not guaranteed to be accurate or complete.

Any opinions or estimates expressed herein reflect a judgment made by the author(s) as of the date of publication, and are subject to change without notice. The Firm does not plan to update this information.

Trading and investing in digital assets involves significant risks including price volatility and illiquidity and may not be suitable for all investors. The Firm is not liable whatsoever for any direct or consequential loss arising from the use of this material.

Copyright of this material belongs to GSR. Neither this material nor any copy thereof may be taken, reproduced or redistributed, directly or indirectly, without prior written permission of GSR.

Please see [here](#) for additional Regulatory Legal Notices relevant to US, UK and Singapore

### Notes & Sources

All options data is based on Deribit and derivatives graphics are from Laevidas. Market returns are based on price returns for the following ETFs: VOO, QQQ, EWU, EWG, EWJ, and EWH. Onchain volumes are not considered and thus certain token volumes may be understated (e.g., stETH).

CoinGecko	Santiment	DefiLlama	CoinMarketCap	Laevidas
L2Beat	Google Finance	TradingView	Deribit	WorldCoinIndex
Cryptorank	Investing.com	NFT Price Floor	CryptoSlate	