




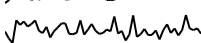






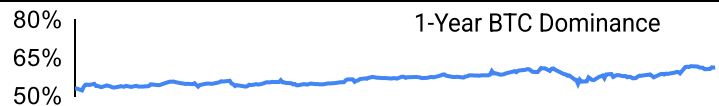
**Crypto Leaderboard**

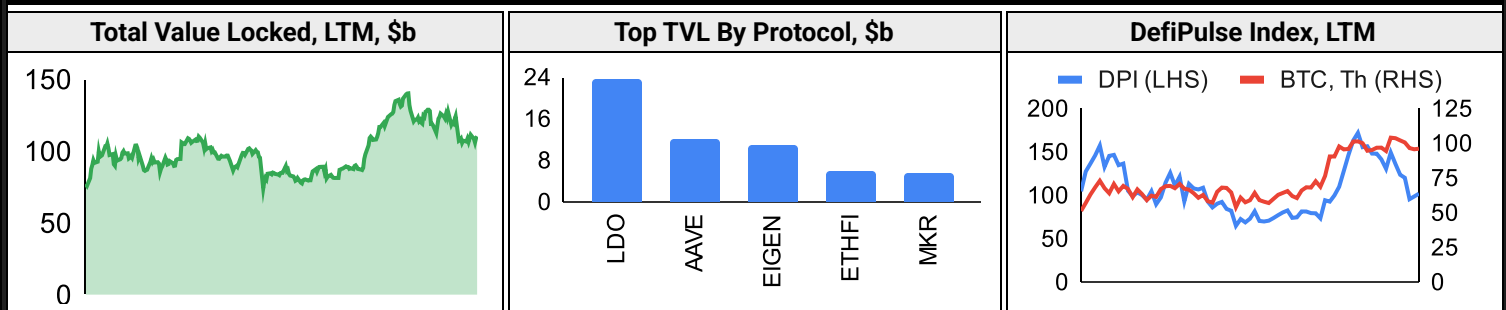
Rank	Name	Ticker	Price	24h	7d	30d	24h Vol \$m	MC \$m	1-Year Chart
1	Bitcoin	BTC	\$98,422	2%	2%	-7%	25,768	1,951,599	
2	Ethereum	ETH	\$2,748	1%	2%	-18%	15,143	331,556	
3	XRP Ledger	XRP	\$2.72	1%	6%	-14%	4,280	157,451	
4	Tether	USDT	\$1.00	0%	0%	0%	35,313	141,804	
5	BNB	BNB	\$656	1%	-2%	-5%	830	95,779	
6	Solana	SOL	\$175	4%	-10%	-30%	3,893	85,283	
7	USD Coin	USDC	\$1.00	0%	0%	0%	4,223	56,245	
8	Dogecoin	DOGE	\$0.25	1%	-3%	-32%	1,136	37,699	
9	Cardano	ADA	\$0.80	6%	-1%	-20%	678	28,912	
10	Lido stETH	STETH	\$2,747	1%	2%	-17%	52	25,879	

**Top & Bottom Performers - Top 100 Tokens**

24h		7 Days		30 Days		90 Days		365 Days	
MKR	25%	MKR	47%	OM	105%	TEL	206%	OM	3353%
SEI	20%	OM	30%	TEL	56%	BGB	202%	PEPE	728%
S	19%	TEL	27%	MKR	12%	DEXE	126%	TEL	707%
TIA	10%	TAO	19%	LTC	9%	GT	124%	DEXE	437%
FLOKI	-4%	ENA	-9%	IMX	-41%	PEPE	-54%	SEI	-70%
XMR	-5%	SOL	-10%	FET	-42%	STX	-54%	ARB	-74%
LTC	-5%	RAY	-14%	BONK	-51%	CRO	-55%	IMX	-78%
BGB	-7%	BGB	-17%	ENA	-56%	BONK	-68%	TIA	-80%

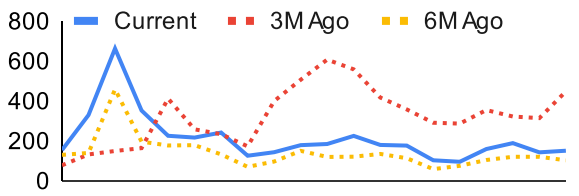
**Category Performance**

Category	7d	30d	90d	180d	365d	Ecosystem	7d	30d	90d	180d	365d
Lending	7%	-8%	-7%	11%	29%	Tron	2%	-8%	2%	3%	52%
Currency	-2%	-14%	4%	87%	90%	BSC	1%	-10%	-26%	-15%	-32%
CEXs	-15%	-19%	-3%	32%	64%	Avalanche	1%	-24%	-13%	6%	-6%
Smart Contract	-1%	-21%	-23%	10%	-9%	Polkadot	-8%	-27%	-31%	-14%	-37%
Scaling	0%	-25%	-30%	-15%	-50%	Polygon	-4%	-27%	-28%	-13%	-35%
IoT/Data/Comp.	-1%	-28%	-29%	-18%	-45%	Cosmos	-7%	-28%	-40%	-25%	-43%
Privacy	-13%	-29%	-24%	-6%	-7%	Ethereum	2%	-28%	-5%	11%	-16%
DEX	-3%	-30%	-23%	3%	-8%	Solana	-13%	-34%	-35%	-10%	-7%
Other DeFi	-12%	-30%	12%	4%	-13%						
Meme	-3%	-31%	-33%	34%	103%						
Gaming/Entertai	-10%	-37%	-30%	-11%	-42%						

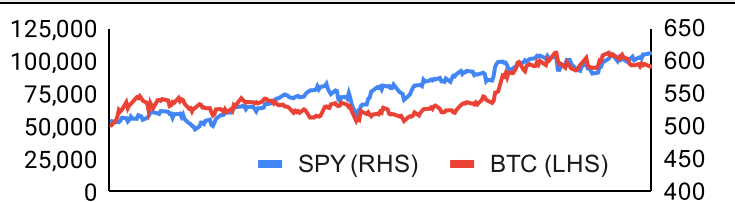
**DeFi**


**Trading Volume**

Aggregate Volumes by Product, \$b					Top Derivatives Exchanges, \$m and bps					Top Spot Exchanges, \$m		
Product	1d	7d	30d	O/I	Exchange	1d Vol	O/I	Mkr	Tkr	Exchange	Mkts	1d Vol
Spot	41	313.07	2020	n/a	Binance	51,142	25,176	2.0	4.0	Binance	1,814	16,748
Perpetuals	158	1,260	7,000	930	Bybit	19,602	18,716	2.0	5.5	Bybit	1,177	5,474
Futures	0	1	10	1	OKX	22,503	7,327	2.0	5.0	Coinbase	425	3,314
Options	0	0	2	n/a	Bitget	16,954	18,076	2.0	6.0	OKX	948	2,633

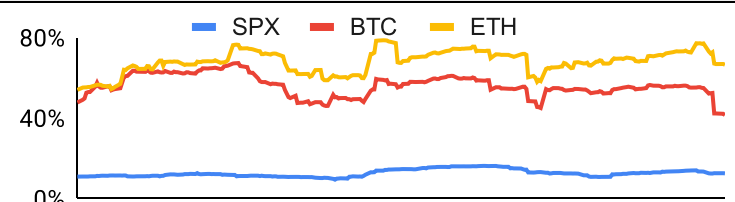
Daily Spot Volume, Top 100 Tokens Last 20d, \$b				Top Volume, 1d, \$m		Top Volume, %20d Avg		Low Volume, %20d Avg	
				USDT	70,329	RETH	254%	WBT	0%
				BTC	30,422	SEI	206%	TRUMP	34%
				ETH	15,729	LEO	188%	KAS	40%
				USDC	6,901	TIA	164%	ONDO	40%
				FDUSD	5,738	APT	146%	JASMY	41%

**Traditional Finance**

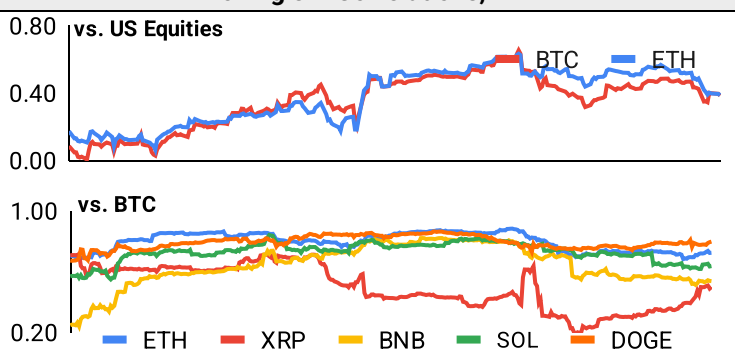
Global Equity Markets							SPY vs. BTC, LTM	
	US	USGrwth	UK	Germany	Japan	HK		
1D	0%	0%	-2%	-2%	-1%	0%	SPY (RHS)	BTC (LHS)
7D	2%	2%	-3%	1%	2%	2%		
90D	3%	7%	-4%	15%	3%	-2%		
365D	23%	26%	7%	22%	2%	5%		

10-Year Treasury Yields							Commodities & FX					
	US	Brazil	UK	Germany	Japan	HK	Last	WTI	Gas	Gold	USD/EUR	USD/JPY
Last	4.50%	14.61%	4.66%	2.53%	1.43%	3.74%	Last	72.5	4.17	0	0.95	149.8
1d Chg	-0.03	0.03	0.05	0.00	-0.01	-0.06	1d % Chg	0.6%	-2.5%	54.7%	-0.7%	-1.1%

**Volatility**

Annualized Volatility							Rolling 3M Annualized Volatility, LTM				
	BTC	ETH	XRP	BNB	SOL	DOGE					
30D	31%	57%	72%	60%	66%	73%	SPX	BTC	ETH		
90D	42%	64%	111%	59%	82%	90%					
180D	46%	63%	103%	51%	77%	103%					
365D	53%	66%	90%	59%	84%	106%					

**Correlations**

Intra-Crypto Correlations, LTM							Rolling 3M Correlations, LTM						
	BTC	ETH	XRP	BNB	SOL	DOGE							
BTC							vs. US Equities	BTC	ETH				
ETH	0.80						vs. BTC	ETH	XRP	BNB	SOL	DOGE	
XRP	0.44	0.43											
BNB	0.65	0.64	0.32										
SOL	0.72	0.66	0.40	0.59									
DOGE	0.79	0.68	0.46	0.53	0.62								

**Stablecoins**

Stablecoin Market Size and Volume, \$m					Stablecoin Dominance (LHS) & Market Cap \$b (RHS), LTM	
Ticker	Price	1d Vol	20d Avg Vol	Market Cap		
USDT	1.00	70,329	96,417	141,819		
USDC	1.00	6,901	8,697	56,226		
USDe	1.00	102	103	6,051		
DAI	1.00	199	237	5,366		
FDUSD				2,044		
USDO	1.00			1,107		

**Ethereum Mainnet & Layer 2s**

Mainnet & Layer 2 Transactions (m/day) and L2 TVL (\$m)					Transactions (m/day), Rolling 90-Day Average, LTM																													
Network	1d	30d Avg	TVL	Tech Type																														
Base	7.0	253.7		Optimistic Rollup	<table border="1"> <thead> <tr> <th colspan="6">Layer 2 Token Performance &amp; Market Cap (\$b)</th> </tr> <tr> <td></td> <td></td> <td></td> <td></td> <td></td> <td><b>0.488</b></td> </tr> <tr> <td><b>24h Return</b></td> <td></td> <td></td> <td></td> <td></td> <td></td> </tr> <tr> <td><b>Market Cap</b></td> <td>+0.40%</td> <td>+5.13%</td> <td>+1.97%</td> <td>+7.09%</td> <td>0.0</td> </tr> </thead> </table>						Layer 2 Token Performance & Market Cap (\$b)											<b>0.488</b>	<b>24h Return</b>						<b>Market Cap</b>	+0.40%	+5.13%	+1.97%	+7.09%	0.0
Layer 2 Token Performance & Market Cap (\$b)																																		
											<b>0.488</b>																							
<b>24h Return</b>																																		
<b>Market Cap</b>	+0.40%	+5.13%	+1.97%	+7.09%							0.0																							
Taiko	3.1	74.5		Optimistic Rollup																														
Arbitrum One	1.6	54.3		Optimistic Rollup																														
World Chain	1.5	47.6																																
Ethereum	1.3	37.9	-	mainnet																														
OP Mainnet	1.1	26.5		Optimistic Rollup																														
Soneium	1.9	21.6																																
Lisk	0.7	18.1		Optimistic Rollup																														
Abstract	0.9	17.7																																
Blast	0.3	10.9		Optimistic Rollup																														

**NFTs and DAOs**

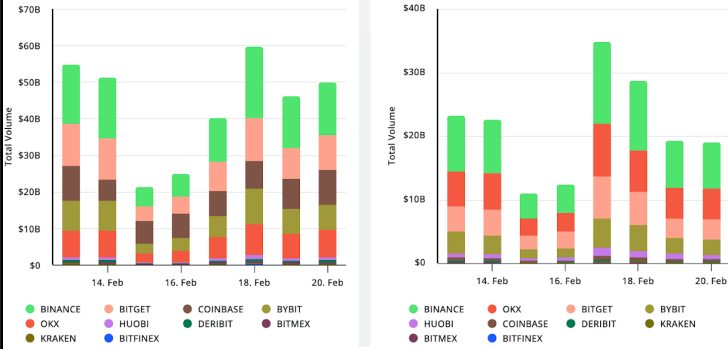
NFT Collection Stats (\$; Volume, MC in \$m)						DAO Treasury Amount (\$m) and Composition					
Collection	Floor	% Listed	3M Ret.	3M Vol	Market Cap	DAO	Treasury	Stables	BTC/ETH	Own Tokens	Other
CryptoPunks	97,291	41%	-20%	93,642	973	Uniswap	3,687	0%	0%	100%	0%
Bored Ape Yacht C	37,493	54%	-6%	104,403	375	Mantle	3,346	1%	3%	91%	5%
Pudgy Penguins	24,114	56%	-34%	469,827	214	Optimism	2,275	0%	0%	100%	0%
Autoglyphs	274,688	34%	-16%	2,165	141	ENS	1,895	1%	7%	91%	1%
Chromie Squiggle	12,346	28%	-9%	3,465	124	Arbitrum	1,388	0%	1%	99%	0%
Mutant Ape Yacht	5,612	60%	-8%	62,934	109	Ethereum	681	0%	98%	0%	2%
Milady Maker	10,293	53%	-48%	80,239	103	Golem	349	0%	87%	13%	0%
Doodles	10,172	39%	62%	114,908	102	Gnosis	305	7%	5%	54%	34%
Fidenza by Tyler H	95,412	50%	6%	3,388	95	Lido	303	10%	31%	59%	0%
Mad Lads	8,865	63%	24%	27,641	88	AAVE	263	20%	5%	63%	13%

**Crypto News**

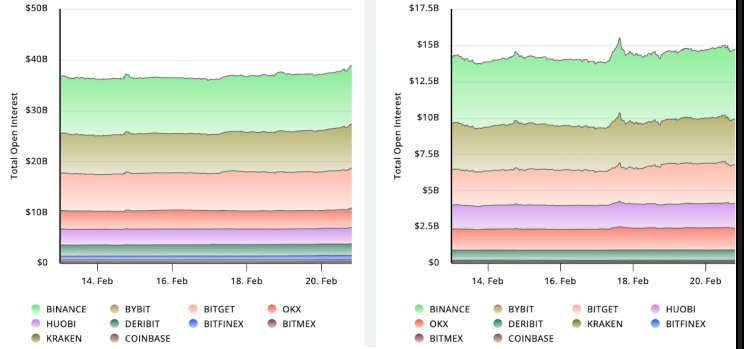
- [Bitcoin \(BTC\)-Backed Lending Service Introduced by Onramp - CoinDesk](#)
- [ECB Wants to Establish Blockchain-Based Payment System - Bloomberg](#)
- [Bitcoin staking platform Acre raises \\$4 million at \\$90 million token valuation - The Block](#)
- [SEC replaces cryptocurrency fraud unit with team aimed more broadly at emerging tech - The Record from Recorded Future News](#)
- [Coinbase Urges Congress To Transfer Spot Cryptocurrency Market Oversight to CFTC, Reducing SEC's Role - Yahoo Finance](#)
- [SEC says crypto task force could help end Coinbase suit - Blockworks](#)
- [FTX payouts begin, but will creditors buy back in? - Blockworks](#)
- [Bitcoin Hashrate Growth Slows Amid Tough Market Conditions for Smaller Miners - CoinDesk](#)
- [Figure Markets Offers SEC-Registered Yield-Bearing Stablecoin as Tokenized Asset Demand Soars - CoinDesk](#)

## Crypto Futures

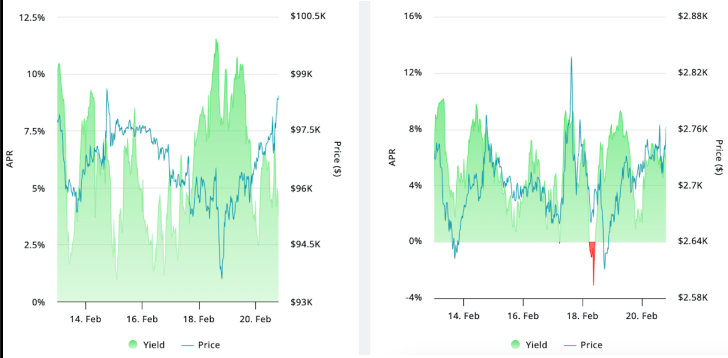
### Futures Volume (BTC LHS ; ETH RHS), 1d



### Futures Open Interest (BTC LHS ; ETH RHS)



### OI Weighted Funding Rate (BTC LHS ; ETH RHS), 1d

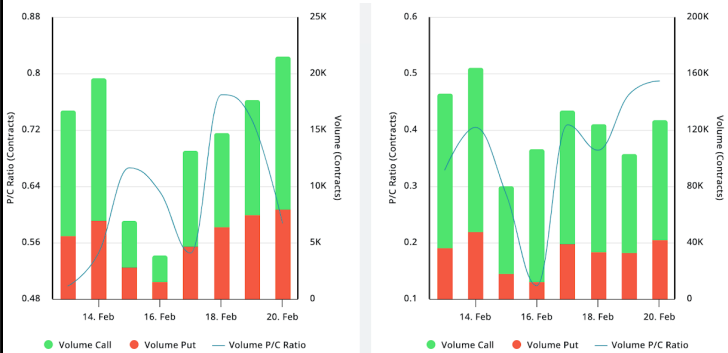


### Liquidations (BTC LHS ; ETH RHS), 1d

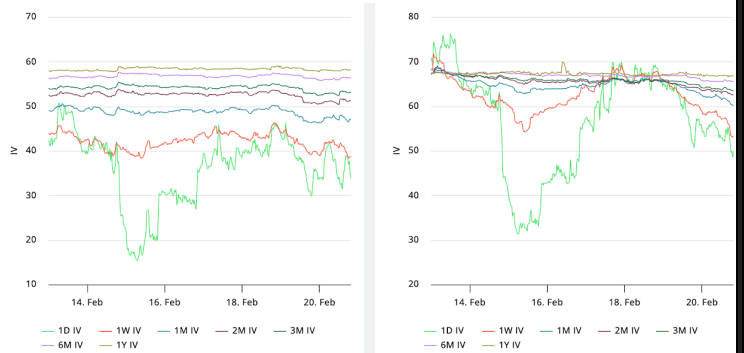


## Crypto Options

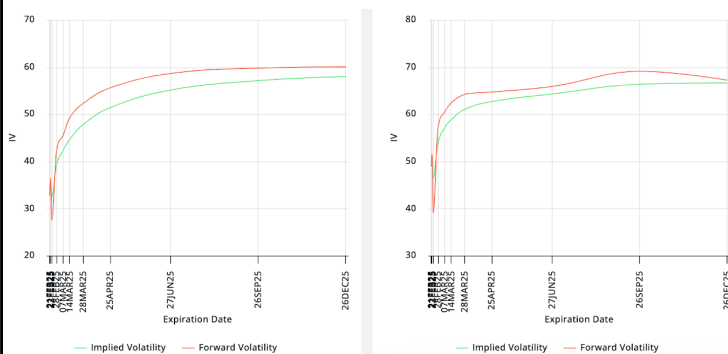
### Options Volume & Put/Call Ratio (BTC LHS ; ETH RHS), 1d



### ATM Implied Volatility (BTC LHS ; ETH RHS)



### ATM Implied Vol Term Structure (BTC LHS ; ETH RHS)



### 25 Delta Skew (BTC LHS ; ETH RHS)



**About GSR**

GSR has over a decade of extensive experience in the crypto market, serving as a trusted liquidity provider and active, multi-stage investor. Our suite of services includes OTC Trading, Derivatives, and Market Making. GSR is actively involved in every major sector of the digital asset ecosystem, working with token issuers, institutional investors, miners, and leading trading venues.

For more information or if we can help with anything, please see [gsr.io](https://gsr.io) or contact us at [gsr@gsr.io](mailto:gsr@gsr.io).

Follow GSR for more content: [Twitter](#) [Telegram](#) [LinkedIn](#)

**Authors**

Brian Rudick, Senior Strategist	<a href="#">Twitter</a>	<a href="#">Telegram</a>
Carlos Guzman, Research Analyst	<a href="#">Twitter</a>	<a href="#">Telegram</a>
Toe Bautista, Research Analyst	<a href="#">Twitter</a>	<a href="#">Telegram</a>

**Required Disclosures**

This material is provided by GSR (the "Firm") solely for informational purposes. It is not intended to be advice or a recommendation to buy, sell or hold any investment mentioned. Investors should form their own views in relation to any proposed investment.

It is intended only for sophisticated, institutional investors and does not constitute an offer or commitment, a solicitation of an offer or commitment, or any advice or recommendation, to enter into or conclude any transaction (whether on the terms shown or otherwise), or to provide investment services in any state or country where such an offer or solicitation or provision would be illegal. The Firm is not and does not act as an advisor or fiduciary in providing this material.

This material is not an independent research report, and has not been prepared in accordance with any legal requirements by any regulator (including the FCA, FINRA or CFTC) designed to promote the independence of investment research.

This material is not independent of the Firm's proprietary interests, which may conflict with the interests of any counterparty of the Firm. The Firm may trade investments discussed in this material for its own account, may trade contrary to the views expressed in this material, and may have positions in other related instruments. The Firm is not subject to any prohibition on dealing ahead of the dissemination of this material.

Information contained herein is based on sources considered to be reliable, but is not guaranteed to be accurate or complete.

Any opinions or estimates expressed herein reflect a judgment made by the author(s) as of the date of publication, and are subject to change without notice. The Firm does not plan to update this information.

Trading and investing in digital assets involves significant risks including price volatility and illiquidity and may not be suitable for all investors. The Firm is not liable whatsoever for any direct or consequential loss arising from the use of this material.

Copyright of this material belongs to GSR. Neither this material nor any copy thereof may be taken, reproduced or redistributed, directly or indirectly, without prior written permission of GSR.

Please see [here](#) for additional Regulatory Legal Notices relevant to US, UK and Singapore

**Notes & Sources**

All options data is based on Deribit and derivatives graphics are from Laevidas. Market returns are based on price returns for the following ETFs: VOO, QQQ, EWU, EWG, EWJ, and EWH. Onchain volumes are not considered and thus certain token volumes may be understated (e.g., stETH).

CoinGecko	Santiment	DefiLlama	CoinMarketCap	Laevidas
L2Beat	Google Finance	TradingView	Deribit	WorldCoinIndex
Cryptorank	Investing.com	NFT Price Floor	CryptoSlate	