




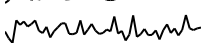






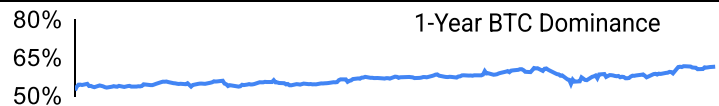
**Crypto Leaderboard**

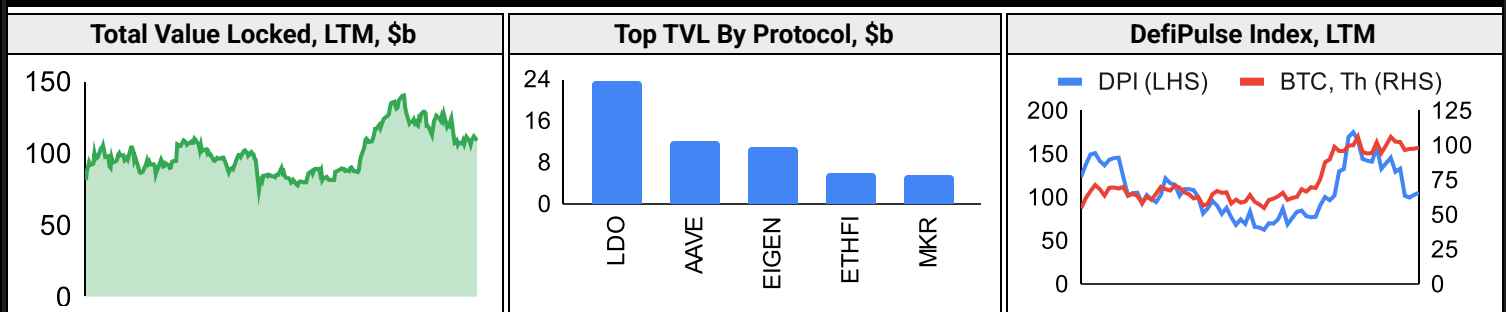
Rank	Name	Ticker	Price	24h	7d	30d	24h Vol \$m	MC \$m	1-Year Chart
1	Bitcoin	BTC	\$94,110	-2%	-2%	-10%	25,528	1,866,068	
2	Ethereum	ETH	\$2,651	-5%	-3%	-20%	23,523	319,668	
3	Tether	USDT	\$1.00	0%	0%	0%	64,750	142,399	
4	XRP Ledger	XRP	\$2.42	-5%	-9%	-22%	3,990	140,038	
5	BNB	BNB	\$635	-2%	-5%	-7%	639	92,562	
6	Solana	SOL	\$152	-9%	-14%	-40%	5,076	74,776	
7	USD Coin	USDC	\$1.00	0%	0%	0%	7,227	57,280	
8	Dogecoin	DOGE	\$0.22	-7%	-13%	-36%	1,605	33,282	
9	Cardano	ADA	\$0.72	-6%	-11%	-27%	621	25,711	
10	Lido stETH	STETH	\$2,648	-5%	-3%	-20%	96	24,923	

**Top & Bottom Performers - Top 100 Tokens**

24h		7 Days		30 Days		90 Days		365 Days	
TAO	3%	MKR	41%	OM	102%	BGB	205%	OM	3731%
SEI	3%	SEI	20%	TEL	48%	TEL	156%	PEPE	530%
HBAR	3%	TAO	20%	MKR	20%	DEXE	127%	TEL	450%
IP	1%	OM	13%	TAO	6%	OM	125%	BGB	376%
SUI	-9%	LDO	-17%	IMX	-45%	IMX	-60%	OP	-73%
ENA	-10%	TRUMP	-18%	BONK	-51%	SEI	-60%	ARB	-77%
HYPE	-11%	MNT	-21%	ENA	-52%	STX	-61%	IMX	-79%
RAY	-27%	RAY	-35%	RAY	-60%	BONK	-66%	TIA	-80%

**Category Performance**

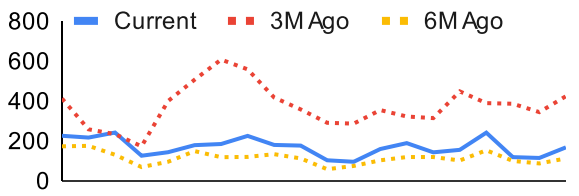
Category	7d	30d	90d	180d	365d	Ecosystem	7d	30d	90d	180d	365d
Lending	1%	-17%	-13%	17%	4%	Tron	1%	-10%	2%	10%	50%
Currency	-7%	-20%	-7%	89%	73%	BSC	-5%	-12%	-35%	-7%	-39%
Smart Contract	-6%	-25%	-32%	14%	-20%	Avalanche	-5%	-25%	-24%	12%	-24%
Other DeFi	-17%	-26%	2%	13%	-26%	Polygon	-10%	-28%	-40%	-6%	-44%
CEXs	193%	-27%	-7%	35%	52%	Ethereum	-5%	-29%	-21%	18%	-31%
Scaling	-8%	-29%	-39%	-9%	-60%	Polkadot	-13%	-29%	-41%	-9%	-44%
DEX	-8%	-30%	-37%	7%	-27%	Cosmos	-8%	-31%	-47%	-19%	-49%
IoT/Data/Comp.	-9%	-30%	-40%	-13%	-50%	Solana	-18%	-36%	-44%	-11%	-22%
Privacy	-19%	-31%	-32%	1%	-22%						
Meme	-10%	-35%	-36%	35%	77%						
Gaming/Entertai	-18%	-40%	-48%	-6%	-50%						

**DeFi**


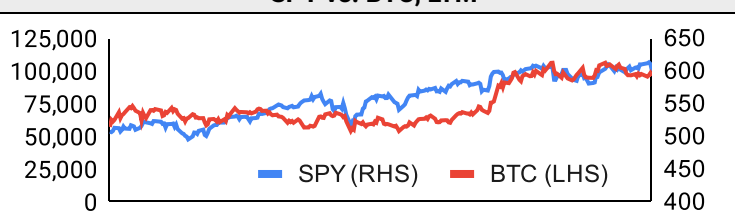
**Trading Volume**

Aggregate Volumes by Product, \$b					Top Derivatives Exchanges, \$m and bps				Top Spot Exchanges, \$m			
Product	1d	7d	30d	O/I	Exchange	1d Vol	O/I	Mkr	Tkr	Exchange	Mkts	1d Vol
Spot	43	290.79	1690	n/a	Binance	58,085	24,964	2.0	4.0	Binance	1,811	20,838
Perpetuals	190	1,190	5,910	931	OKX	24,215	7,251	2.0	5.0	Bybit	1,174	2,002
Futures	0	1	8	1	Bybit	18,197	14,371	2.0	5.5	Coinbase	425	2,802
Options	0	0	1	n/a	Bitget	17,422	14,645	2.0	6.0	OKX	952	3,248

Daily Spot Volume, Top 100 Tokens Last 20d, \$b		Top Volume, 1d, \$m		Top Volume, %20d Avg		Low Volume, %20d Avg	
		USDT	75,300	RAY	363%	WBT	0%
		BTC	29,231	LEO	321%	MNT	38%
		ETH	24,220	CRO	280%	ONDO	56%
		USDC	7,534	SEI	174%	TRUMP	56%
		FDUSD	7,477	HBAR	173%	RETH	57%

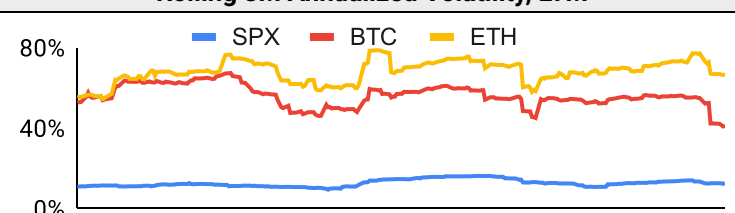
**Traditional Finance**

Global Equity Markets							SPY vs. BTC, LTM	
	US	USGrwth	UK	Germany	Japan	HK		
1D	-2%	-2%	1%	-1%	-1%	1%	125,000	650
7D	-2%	-2%	-1%	-1%	0%	1%	100,000	600
90D	1%	4%	-4%	14%	2%	1%	75,000	550
365D	18%	20%	6%	19%	0%	3%	50,000	500

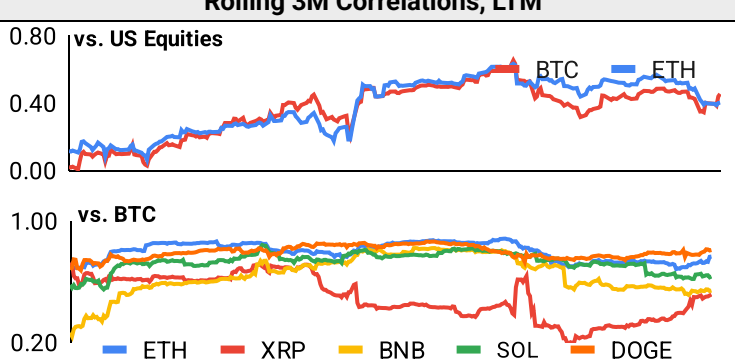
  

10-Year Treasury Yields							Commodities & FX					
	US	Brazil	UK	Germany	Japan	HK	Last	WTI	Gas	Gold	USD/EUR	USD/JPY
Last	4.40%	14.67%	4.61%	2.46%	1.41%	3.71%	Last	70.6	3.95	0	0.96	149.3
1d Chg	-0.02	0.00	0.04	0.00	-0.01	-0.06	1d % Chg	0.2%	-4.4%	56.4%	-0.1%	0.0%

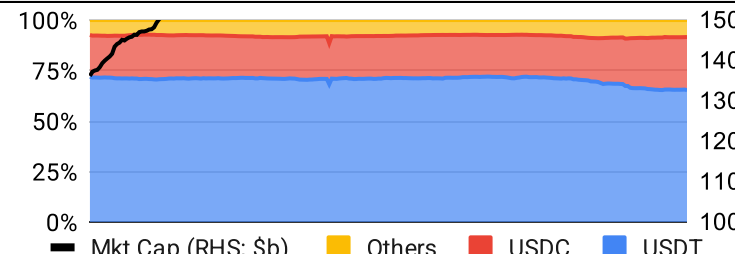
**Volatility**

Annualized Volatility							Rolling 3M Annualized Volatility, LTM		
	BTC	ETH	XRP	BNB	SOL	DOGE			
30D	32%	61%	75%	62%	72%	79%	80%		
90D	41%	65%	112%	59%	84%	90%	40%		
180D	45%	63%	104%	51%	78%	104%	0%		
365D	53%	66%	90%	59%	84%	107%			

**Correlations**

Intra-Crypto Correlations, LTM							Rolling 3M Correlations, LTM	
	BTC	ETH	XRP	BNB	SOL	DOGE		
BTC							0.80	
ETH	0.80						0.45	0.44
XRP	0.45	0.44					0.65	0.64
BNB	0.65	0.64	0.32				0.72	0.66
SOL	0.72	0.66	0.41	0.60			0.79	0.69
DOGE	0.79	0.69	0.46	0.53	0.63			

**Stablecoins**

Stablecoin Market Size and Volume, \$m					Stablecoin Dominance (LHS) & Market Cap \$b (RHS), LTM	
Ticker	Price	1d Vol	20d Avg Vol	Market Cap		
USDT	1.00	75,300	77,865	142,426		
USDC	1.00	7,534	7,295	57,278		
USDe	1.00	124	111	5,882		
DAI	1.00	349	222	5,364		
FDUSD				2,044		
USDO	1.00			1,117		

**Ethereum Mainnet & Layer 2s**

Mainnet & Layer 2 Transactions (m/day) and L2 TVL (\$m)					Transactions (m/day), Rolling 90-Day Average, LTM																													
Network	1d	30d Avg	TVL	Tech Type																														
Base	6.9	242.4		Optimistic Rollup	<table border="1"> <thead> <tr> <th colspan="6">Layer 2 Token Performance &amp; Market Cap (\$b)</th> </tr> <tr> <td></td> <td></td> <td></td> <td></td> <td></td> <td>0.453</td> </tr> <tr> <td>24h Return</td> <td></td> <td></td> <td></td> <td></td> <td></td> </tr> <tr> <td>Market Cap</td> <td>-0.1</td> <td>-0.1</td> <td>-0.1</td> <td>-0.1</td> <td>-0.1</td> </tr> </thead> </table>						Layer 2 Token Performance & Market Cap (\$b)											0.453	24h Return						Market Cap	-0.1	-0.1	-0.1	-0.1	-0.1
Layer 2 Token Performance & Market Cap (\$b)																																		
											0.453																							
24h Return																																		
Market Cap	-0.1	-0.1	-0.1	-0.1							-0.1																							
Taiko	2.1	73.5		Optimistic Rollup																														
Arbitrum One	1.4	51.5		Optimistic Rollup																														
World Chain	1.5	46.2																																
Ethereum	1.1	37.7	-	mainnet																														
Soneium	2.1	27.7																																
OP Mainnet	1.0	27.1		Optimistic Rollup																														
Abstract	0.8	20.9																																
Lisk	0.6	18.4		Optimistic Rollup																														
Blast	0.3	10.6		Optimistic Rollup																														

**NFTs and DAOs**

NFT Collection Stats (\$; Volume, MC in \$m)						DAO Treasury Amount (\$m) and Composition					
Collection	Floor	% Listed	3M Ret.	3M Vol	Market Cap	DAO	Treasury	Stables	BTC/ETH	Own Tokens	Other
CryptoPunks	92,332	41%	-23%	88,146	923	Uniswap	3,356	0%	0%	100%	0%
Bored Ape Yacht C	36,565	54%	-8%	102,184	366	Mantle	2,890	1%	3%	89%	7%
Pudgy Penguins	23,543	56%	-35%	471,295	209	Optimism	2,160	0%	0%	100%	0%
Autoglyphs	266,665	34%	-18%	2,165	137	ENS	1,863	1%	7%	91%	1%
Chromie Squiggle	11,451	28%	-22%	3,312	115	Arbitrum	1,279	0%	1%	99%	0%
Mutant Ape Yacht	5,568	60%	-12%	61,770	109	Ethereum	661	0%	98%	0%	2%
Milady Maker	10,137	53%	-43%	80,254	101	Golem	342	0%	87%	13%	0%
Doodles	9,908	39%	54%	115,075	99	Gnosis	291	8%	5%	53%	34%
Fidenza by Tyler H	88,088	50%	-2%	3,188	88	Lido	286	10%	32%	57%	0%
Azuki	7,681	41%	-49%	292,625	77	AAVE	245	22%	5%	60%	13%

**Crypto News**

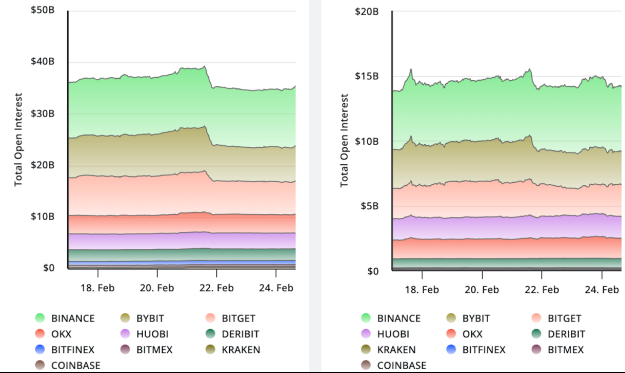
- [Bitcoin ETFs Suffer Record 2-Week Outflows amid U.S.-China Uncertainty - TipRanks](#)
- [Strategy buys another 20,356 bitcoin for \\$2 billion as its total holdings reach 499,096 BTC - The Block](#)
- [Figure launches SEC regulated, yield bearing 'stablecoin' - Ledger Insights](#)
- [Fogo plots a Solana chain running 'pure Firedancer' - Blockworks](#)
- [Bybit attack shows 'fundamental' need for institutional-grade security: Ledger - Blockworks](#)
- [Coinbase says full dismissal of SEC lawsuit is imminent - Blockworks](#)
- [A framework, a standard, an intent - Blockworks](#)
- [Helium Mobile expands presence in Mexico - Blockworks](#)
- [Emergency Sky proposal sparks governance debate - Blockworks](#)

## Crypto Futures

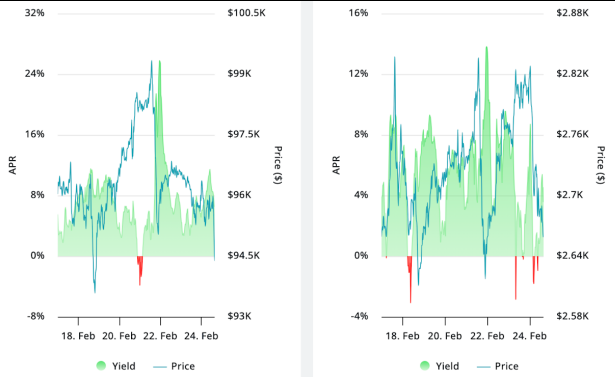
### Futures Volume (BTC LHS ; ETH RHS), 1d



### Futures Open Interest (BTC LHS ; ETH RHS)



### OI Weighted Funding Rate (BTC LHS ; ETH RHS), 1d

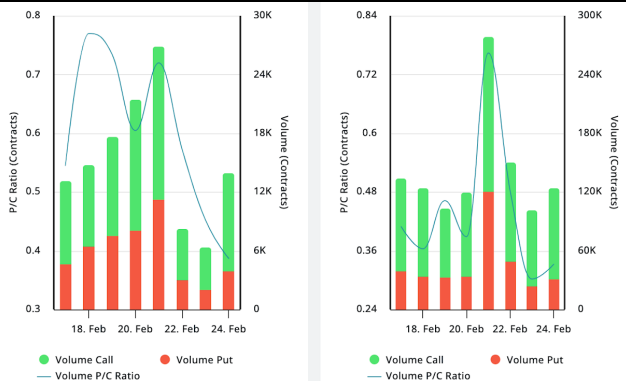


### Liquidations (BTC LHS ; ETH RHS), 1d

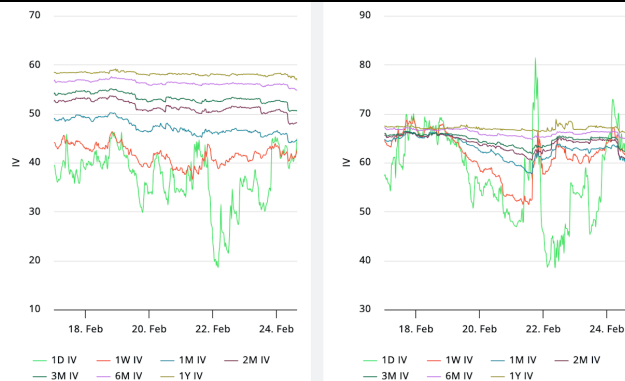


## Crypto Options

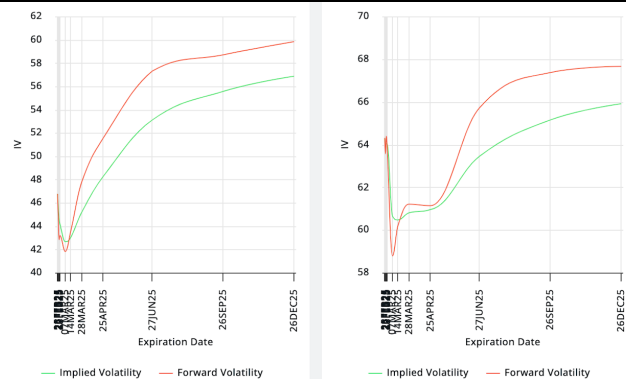
### Options Volume & Put/Call Ratio (BTC LHS ; ETH RHS), 1d



### ATM Implied Volatility (BTC LHS ; ETH RHS)



### ATM Implied Vol Term Structure (BTC LHS ; ETH RHS)



### 25 Delta Skew (BTC LHS ; ETH RHS)



### About GSR

GSR has over a decade of extensive experience in the crypto market, serving as a trusted liquidity provider and active, multi-stage investor. Our suite of services includes OTC Trading, Derivatives, and Market Making. GSR is actively involved in every major sector of the digital asset ecosystem, working with token issuers, institutional investors, miners, and leading trading venues.

For more information or if we can help with anything, please see [gsr.io](https://gsr.io) or contact us at [gsr@gsr.io](mailto:gsr@gsr.io).

Follow GSR for more content: [Twitter](#) [Telegram](#) [LinkedIn](#)

### Authors

Brian Rudick, Senior Strategist	<a href="#">Twitter</a>	<a href="#">Telegram</a>
Carlos Guzman, Research Analyst	<a href="#">Twitter</a>	<a href="#">Telegram</a>
Toe Bautista, Research Analyst	<a href="#">Twitter</a>	<a href="#">Telegram</a>

### Required Disclosures

This material is provided by GSR (the "Firm") solely for informational purposes. It is not intended to be advice or a recommendation to buy, sell or hold any investment mentioned. Investors should form their own views in relation to any proposed investment.

It is intended only for sophisticated, institutional investors and does not constitute an offer or commitment, a solicitation of an offer or commitment, or any advice or recommendation, to enter into or conclude any transaction (whether on the terms shown or otherwise), or to provide investment services in any state or country where such an offer or solicitation or provision would be illegal. The Firm is not and does not act as an advisor or fiduciary in providing this material.

This material is not an independent research report, and has not been prepared in accordance with any legal requirements by any regulator (including the FCA, FINRA or CFTC) designed to promote the independence of investment research.

This material is not independent of the Firm's proprietary interests, which may conflict with the interests of any counterparty of the Firm. The Firm may trade investments discussed in this material for its own account, may trade contrary to the views expressed in this material, and may have positions in other related instruments. The Firm is not subject to any prohibition on dealing ahead of the dissemination of this material.

Information contained herein is based on sources considered to be reliable, but is not guaranteed to be accurate or complete.

Any opinions or estimates expressed herein reflect a judgment made by the author(s) as of the date of publication, and are subject to change without notice. The Firm does not plan to update this information.

Trading and investing in digital assets involves significant risks including price volatility and illiquidity and may not be suitable for all investors. The Firm is not liable whatsoever for any direct or consequential loss arising from the use of this material.

Copyright of this material belongs to GSR. Neither this material nor any copy thereof may be taken, reproduced or redistributed, directly or indirectly, without prior written permission of GSR.

Please see [here](#) for additional Regulatory Legal Notices relevant to US, UK and Singapore

### Notes & Sources

All options data is based on Deribit and derivatives graphics are from Laevidas. Market returns are based on price returns for the following ETFs: VOO, QQQ, EWU, EWG, EWJ, and EWH. Onchain volumes are not considered and thus certain token volumes may be understated (e.g., stETH).

CoinGecko	Santiment	DefiLlama	CoinMarketCap	Laevidas
L2Beat	Google Finance	TradingView	Deribit	WorldCoinIndex
Cryptorank	Investing.com	NFT Price Floor	CryptoSlate	