

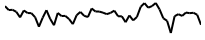


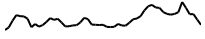






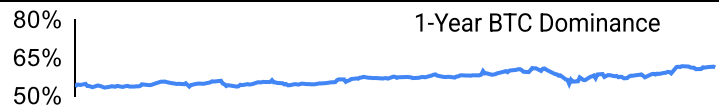
Crypto Leaderboard

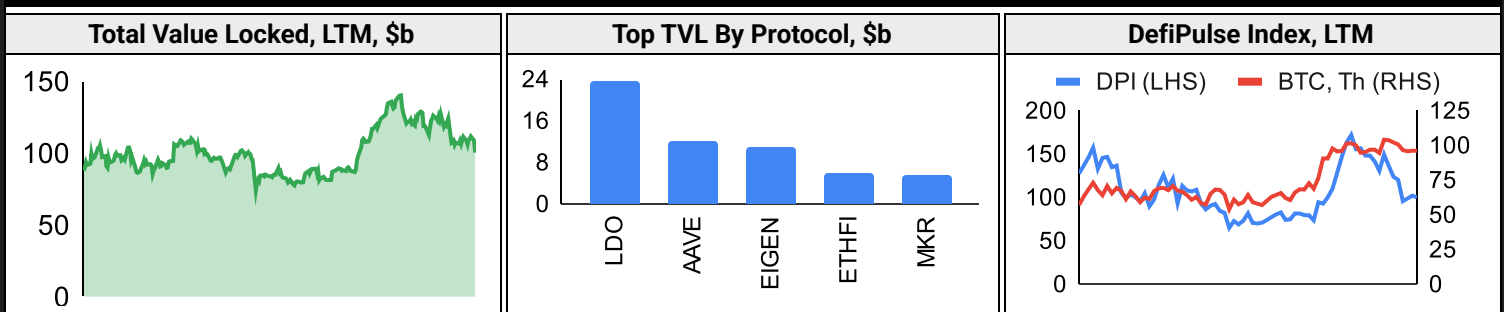
Rank	Name	Ticker	Price	24h	7d	30d	24h Vol \$m	MC \$m	1-Year Chart
1	Bitcoin	BTC	\$87,513	-7%	-8%	-15%	88,277	1,735,291	
2	Ethereum	ETH	\$2,422	-9%	-9%	-25%	36,900	292,568	
3	Tether	USDT	\$1.00	0%	0%	0%	133,209	142,165	
4	XRP Ledger	XRP	\$2.23	-8%	-12%	-26%	14,343	129,927	
5	BNB	BNB	\$614	-3%	-5%	-8%	2,102	89,672	
6	Solana	SOL	\$143	-6%	-15%	-40%	12,552	71,272	
7	USD Coin	USDC	\$1.00	0%	0%	0%	20,789	56,396	
8	Dogecoin	DOGE	\$0.21	-8%	-18%	-39%	3,898	30,557	
9	Cardano	ADA	\$0.66	-8%	-12%	-31%	1,487	23,807	
10	Lido stETH	STETH	\$2,413	-9%	-10%	-25%	151	22,681	

Top & Bottom Performers - Top 100 Tokens

24h		7 Days		30 Days		90 Days		365 Days	
IP	32%	MKR	33%	OM	61%	BGB	161%	OM	3292%
DEXE	7%	SEI	24%	MKR	24%	DEXE	127%	DEXE	387%
QNT	5%	TIA	18%	USDC	0%	OM	116%	PEPE	349%
TIA	4%	DEXE	8%	FDUSD	0%	GT	83%	GT	323%
BGB	-11%	AAVE	-20%	FET	-45%	IMX	-62%	POL	-75%
AAVE	-13%	LDO	-20%	ENA	-47%	LBTC	-63%	ARB	-79%
HBAR	-14%	MNT	-24%	BONK	-51%	STX	-66%	TIA	-80%
TAO	-17%	TRUMP	-27%	TRUMP	-91%	BONK	-70%	IMX	-80%

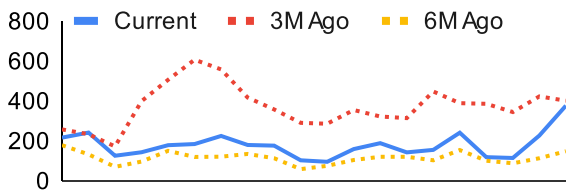
Category Performance

Category	7d	30d	90d	180d	365d	Ecosystem	7d	30d	90d	180d	365d
Currency	-10%	-22%	-18%	75%	57%	Tron	-6%	-14%	-10%	1%	37%
Lending	-7%	-24%	-28%	7%	-8%	BSC	-7%	-16%	-43%	-12%	-43%
Smart Contract	-10%	-28%	-40%	7%	-28%	Polkadot	-7%	-28%	-44%	-8%	-45%
CEXs	-5%	-28%	-15%	28%	43%	Avalanche	-8%	-30%	-35%	5%	-31%
Privacy	-19%	-31%	-37%	-4%	-26%	Polygon	-8%	-31%	-45%	-9%	-47%
Scaling	-7%	-32%	-49%	-13%	-64%	Ethereum	-8%	-31%	-34%	11%	-37%
IoT/Data/Comp.	-9%	-33%	-47%	-18%	-56%	Cosmos	-11%	-34%	-53%	-24%	-54%
DEX	-11%	-34%	-47%	-1%	-35%	Solana	-7%	-35%	-39%	-10%	-25%
Other DeFi	-15%	-34%	3%	14%	-30%						
Meme	-12%	-35%	-44%	27%	55%						
Gaming/Entertai	-18%	-42%	-53%	-11%	-57%						

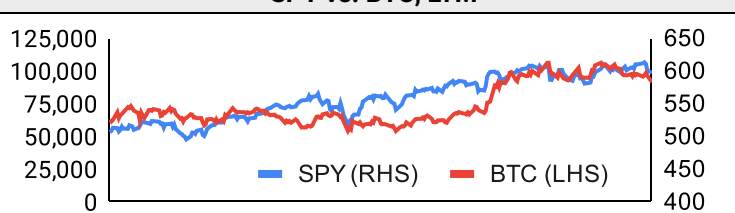
DeFi


Trading Volume

Aggregate Volumes by Product, \$b					Top Derivatives Exchanges, \$m and bps					Top Spot Exchanges, \$m		
Product	1d	7d	30d	O/I	Exchange	1d Vol	O/I	Mkr	Tkr	Exchange	Mkts	1d Vol
Spot	105	274.01	1540	n/a	Binance	131,191	23,758	2.0	4.0	Binance	1,819	43,852
Perpetuals	482	1,110	5,430	888	OKX	55,549	7,219	2.0	5.0	Bybit	1,174	5,998
Futures	1	1	7	1	Bybit	45,404	13,425	2.0	5.5	Coinbase	425	7,482
Options	0	0	1	n/a	Bitget	40,282	14,242	2.0	6.0	OKX	952	7,218

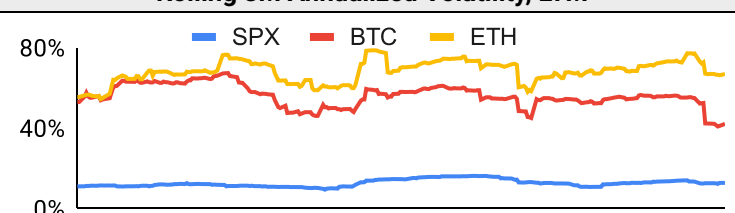
Daily Spot Volume, Top 100 Tokens Last 20d, \$b				Top Volume, 1d, \$m		Top Volume, %20d Avg		Low Volume, %20d Avg	
				USDT	168,047	LEO	561%	RSETH	54%
				BTC	83,881	SEI	305%	EZETH	66%
				ETH	41,694	KCS	285%	MNT	79%
				USDC	16,455	AVAX	275%	RETH	80%
				XRP	13,827	SOL	266%	METH	82%

Traditional Finance

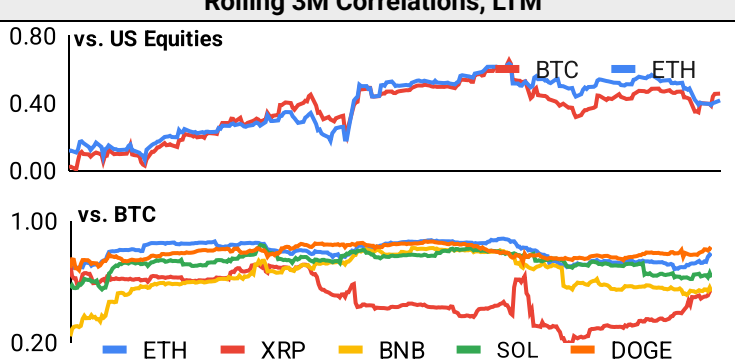
Global Equity Markets							SPY vs. BTC, LTM				
	US	USGrwth	UK	Germany	Japan	HK					
1D	0%	-1%	1%	0%	0%	0%					
7D	-2%	-3%	0%	-1%	-1%	1%					
90D	-1%	2%	-3%	14%	1%	1%					
365D	18%	19%	6%	19%	0%	4%					

10-Year Treasury Yields							Commodities & FX					
	US	Brazil	UK	Germany	Japan	HK	Last	WTI	Gas	Gold	USD/EUR	USD/JPY
Last	4.31%	14.70%	4.56%	2.46%	1.35%	3.61%	Last	68.9	4.03	0	0.95	149.1
1d Chg	-0.09	-0.02	-0.01	0.00	-0.03	-0.06	1d % Chg	-2.5%	1.2%	54.1%	-0.3%	-0.4%

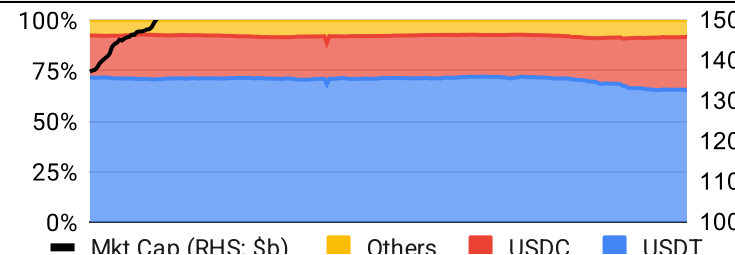
Volatility

Annualized Volatility							Rolling 3M Annualized Volatility, LTM			
	BTC	ETH	XRP	BNB	SOL	DOGE				
30D	37%	69%	82%	65%	83%	87%				
90D	42%	65%	114%	59%	87%	92%				
180D	46%	65%	105%	51%	80%	105%				
365D	53%	67%	90%	59%	85%	107%				

Correlations

Intra-Crypto Correlations, LTM							Rolling 3M Correlations, LTM				
	BTC	ETH	XRP	BNB	SOL	DOGE					
BTC											
ETH	0.80										
XRP	0.45	0.45									
BNB	0.65	0.64	0.33								
SOL	0.72	0.67	0.41	0.60							
DOGE	0.79	0.69	0.47	0.53	0.63						

Stablecoins

Stablecoin Market Size and Volume, \$m					Stablecoin Dominance (LHS) & Market Cap \$b (RHS), LTM	
Ticker	Price	1d Vol	20d Avg Vol	Market Cap		
USDT	1.00	168,047	82,496	142,278		
USDC	1.00	16,455	7,805	56,568		
USDe	1.00	146	111	5,877		
DAI	1.00	362	229	5,364		
FDUSD				2,053		
USDO	1.00			1,090		

Ethereum Mainnet & Layer 2s

Mainnet & Layer 2 Transactions (m/day) and L2 TVL (\$m)					Transactions (m/day), Rolling 90-Day Average, LTM																													
Network	1d	30d Avg	TVL	Tech Type																														
Base	7.4	238.7		Optimistic Rollup	<table border="1"> <thead> <tr> <th colspan="6">Layer 2 Token Performance & Market Cap (\$b)</th> </tr> <tr> <td></td> <td></td> <td></td> <td></td> <td></td> <td>0.418</td> </tr> <tr> <td>24h Return</td> <td></td> <td></td> <td></td> <td></td> <td></td> </tr> <tr> <td>Market Cap</td> <td>-0.1</td> <td>-0.1</td> <td>0.0</td> <td>-0.1</td> <td>-0.1</td> </tr> </thead> </table>						Layer 2 Token Performance & Market Cap (\$b)											0.418	24h Return						Market Cap	-0.1	-0.1	0.0	-0.1	-0.1
Layer 2 Token Performance & Market Cap (\$b)																																		
											0.418																							
24h Return																																		
Market Cap	-0.1	-0.1	0.0	-0.1							-0.1																							
Taiko	2.2	72.8		Optimistic Rollup																														
Arbitrum One	2.2	52.0		Optimistic Rollup																														
World Chain	1.5	46.0																																
Ethereum	1.3	37.6	-	mainnet																														
Soneium	2.0	29.3																																
OP Mainnet	1.2	27.5		Optimistic Rollup																														
Abstract	0.8	21.7																																
Lisk	0.7	18.6		Optimistic Rollup																														
Blast	0.3	10.4		Optimistic Rollup																														

NFTs and DAOs

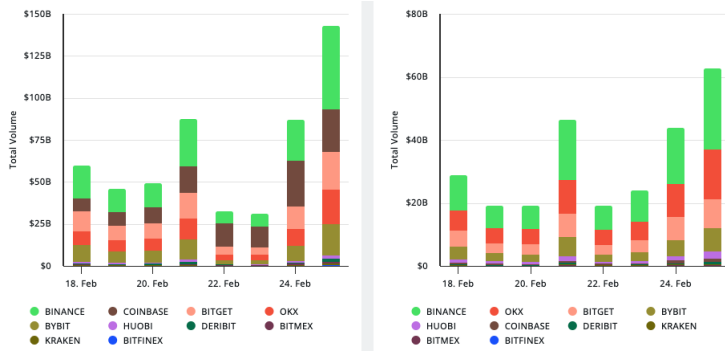
NFT Collection Stats (\$; Volume, MC in \$m)						DAO Treasury Amount (\$m) and Composition					
Collection	Floor	% Listed	3M Ret.	3M Vol	Market Cap	DAO	Treasury	Stables	BTC/ETH	Own Tokens	Other
CryptoPunks	82,536	41%	-33%	87,759	825	Uniswap	3,152	0%	0%	100%	0%
Bored Ape Yacht C	30,709	54%	-24%	102,508	307	Mantle	2,618	2%	3%	89%	6%
Pudgy Penguins	20,369	56%	-45%	471,961	181	Optimism	1,996	0%	0%	100%	0%
Autoglyphs	239,135	34%	-27%	2,165	122	ENS	1,611	1%	7%	91%	1%
Chromie Squiggle	10,269	28%	-23%	3,272	103	Arbitrum	1,140	0%	1%	99%	0%
Mutant Ape Yacht	4,907	60%	-23%	61,835	96	Ethereum	594	0%	98%	0%	2%
Milady Maker	8,998	53%	-51%	80,253	90	Golem	315	0%	85%	15%	0%
Doodles	8,427	39%	29%	115,331	84	Gnosis	283	8%	5%	52%	36%
Fidenza by Tyler H	78,994	50%	-13%	3,188	79	Lido	255	12%	33%	56%	0%
Mad Lads	7,159	63%	-2%	27,149	71	Olympus	234	74%	0%	26%	0%

Crypto News

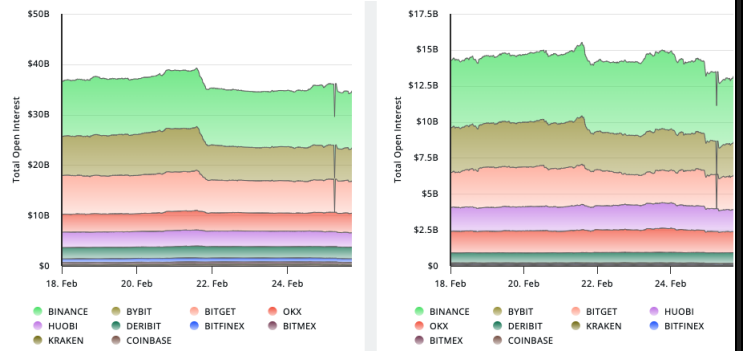
- [Bitcoin tumbles under \\$90K amid ETF sell-off, mounting liquidations - Cointelegraph](#)
- [Bitcoin Slides Below \\$90,000 as Crypto Selloff Gathers Steam - Bloomberg](#)
- [4 US Economic Events With Crypto Implications This Week - BeInCrypto](#)
- [Crypto's biggest hacks and heists after \\$1.5 billion theft from Bybit - Reuters.com](#)
- [Solana Prices Fall Below \\$150 To Reach Lowest This Year - Forbes](#)
- [Robinhood Says It Won't Face SEC Penalties Over Crypto Business - Investopedia](#)
- [US equities reverse losses as inflation data, key earnings report loom - Blockworks](#)
- [Fogo plots a Solana chain running 'pure Firedancer' - Blockworks](#)
- [Dubai Approves Circle's Stablecoins USDC and EURC for Use in DIFC - CoinDesk](#)

Crypto Futures

Futures Volume (BTC LHS ; ETH RHS), 1d



Futures Open Interest (BTC LHS ; ETH RHS)



OI Weighted Funding Rate (BTC LHS ; ETH RHS), 1d

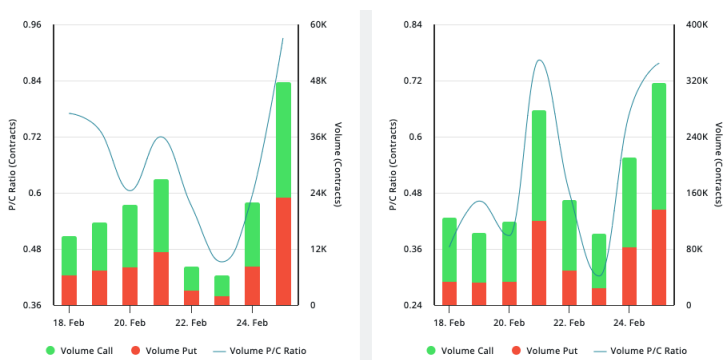


Liquidations (BTC LHS ; ETH RHS), 1d



Crypto Options

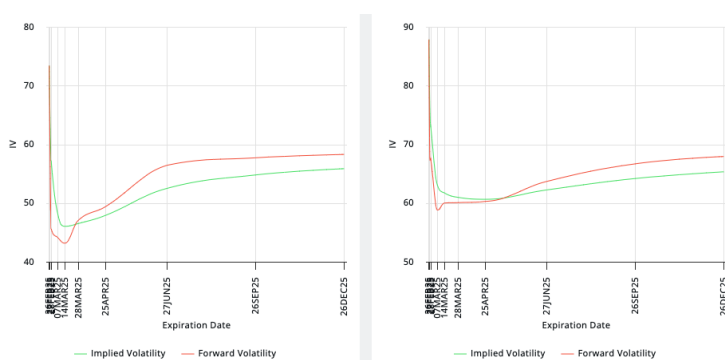
Options Volume & Put/Call Ratio (BTC LHS ; ETH RHS), 1d



ATM Implied Volatility (BTC LHS ; ETH RHS)



ATM Implied Vol Term Structure (BTC LHS ; ETH RHS)



25 Delta Skew (BTC LHS ; ETH RHS)



About GSR

GSR has over a decade of extensive experience in the crypto market, serving as a trusted liquidity provider and active, multi-stage investor. Our suite of services includes OTC Trading, Derivatives, and Market Making. GSR is actively involved in every major sector of the digital asset ecosystem, working with token issuers, institutional investors, miners, and leading trading venues.

For more information or if we can help with anything, please see gsr.io or contact us at gsr@gsr.io.

Follow GSR for more content: [Twitter](#) [Telegram](#) [LinkedIn](#)

Authors

Brian Rudick, Senior Strategist	Twitter	Telegram
Carlos Guzman, Research Analyst	Twitter	Telegram
Toe Bautista, Research Analyst	Twitter	Telegram

Required Disclosures

This material is provided by GSR (the "Firm") solely for informational purposes. It is not intended to be advice or a recommendation to buy, sell or hold any investment mentioned. Investors should form their own views in relation to any proposed investment.

It is intended only for sophisticated, institutional investors and does not constitute an offer or commitment, a solicitation of an offer or commitment, or any advice or recommendation, to enter into or conclude any transaction (whether on the terms shown or otherwise), or to provide investment services in any state or country where such an offer or solicitation or provision would be illegal. The Firm is not and does not act as an advisor or fiduciary in providing this material.

This material is not an independent research report, and has not been prepared in accordance with any legal requirements by any regulator (including the FCA, FINRA or CFTC) designed to promote the independence of investment research.

This material is not independent of the Firm's proprietary interests, which may conflict with the interests of any counterparty of the Firm. The Firm may trade investments discussed in this material for its own account, may trade contrary to the views expressed in this material, and may have positions in other related instruments. The Firm is not subject to any prohibition on dealing ahead of the dissemination of this material.

Information contained herein is based on sources considered to be reliable, but is not guaranteed to be accurate or complete.

Any opinions or estimates expressed herein reflect a judgment made by the author(s) as of the date of publication, and are subject to change without notice. The Firm does not plan to update this information.

Trading and investing in digital assets involves significant risks including price volatility and illiquidity and may not be suitable for all investors. The Firm is not liable whatsoever for any direct or consequential loss arising from the use of this material.

Copyright of this material belongs to GSR. Neither this material nor any copy thereof may be taken, reproduced or redistributed, directly or indirectly, without prior written permission of GSR.

Please see [here](#) for additional Regulatory Legal Notices relevant to US, UK and Singapore

Notes & Sources

All options data is based on Deribit and derivatives graphics are from Laevidas. Market returns are based on price returns for the following ETFs: VOO, QQQ, EWU, EWG, EWJ, and EWH. Onchain volumes are not considered and thus certain token volumes may be understated (e.g., stETH).

CoinGecko	Santiment	DefiLlama	CoinMarketCap	Laevidas
L2Beat	Google Finance	TradingView	Deribit	WorldCoinIndex
Cryptorank	Investing.com	NFT Price Floor	CryptoSlate	