

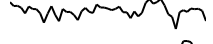









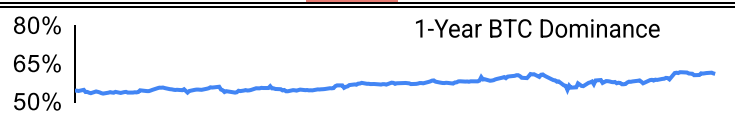
**Crypto Leaderboard**

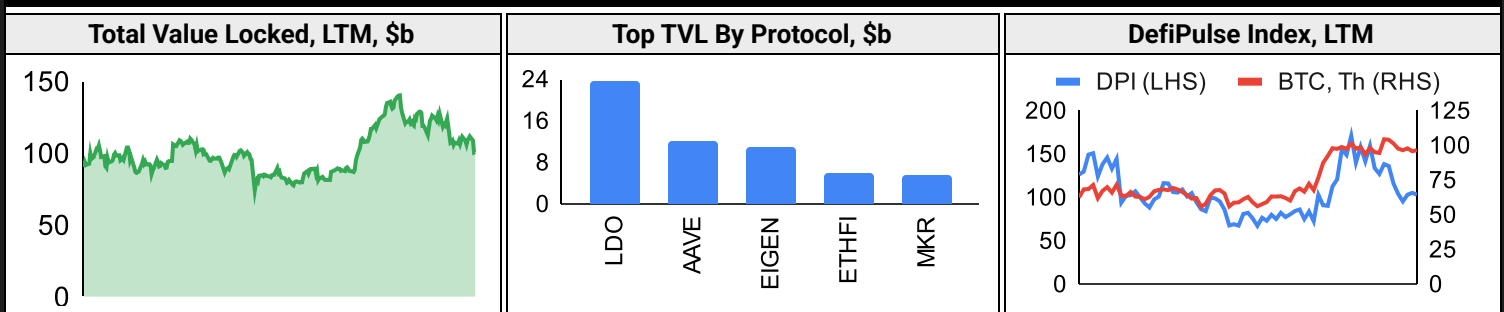
Rank	Name	Ticker	Price	24h	7d	30d	24h Vol \$m	MC \$m	1-Year Chart
1	Bitcoin	BTC	\$84,505	-3%	-12%	-17%	60,787	1,675,681	
2	Ethereum	ETH	\$2,306	-6%	-16%	-28%	26,240	278,010	
3	Tether	USDT	\$1.00	0%	0%	0%	98,791	141,933	
4	XRP Ledger	XRP	\$2.18	-1%	-20%	-28%	6,019	126,167	
5	BNB	BNB	\$601	-2%	-8%	-12%	1,166	87,731	
6	Solana	SOL	\$133	-7%	-22%	-44%	5,028	65,980	
7	USD Coin	USDC	\$1.00	0%	0%	0%	12,244	56,154	
8	Dogecoin	DOGE	\$0.20	-3%	-22%	-40%	2,017	29,483	
9	Cardano	ADA	\$0.64	-3%	-17%	-31%	873	23,136	
10	Lido stETH	STETH	\$2,300	-5%	-15%	-27%	150	21,621	

**Top & Bottom Performers - Top 100 Tokens**

24h		7 Days		30 Days		90 Days		365 Days	
IP	20%	MKR	34%	OM	55%	BGB	144%	OM	3144%
BERA	15%	TIA	25%	MKR	30%	DEXE	131%	DEXE	373%
LTC	11%	SEI	16%	LTC	7%	OM	109%	GT	320%
TIA	8%	DEXE	6%	QNT	1%	GT	84%	BGB	294%
BNSOL	-7%	AAVE	-23%	CRO	-45%	LBTC	-62%	POL	-74%
SOL	-7%	LDO	-24%	ENA	-46%	IMX	-62%	TIA	-77%
BGB	-7%	TRUMP	-27%	BONK	-50%	STX	-67%	ARB	-78%
TKX	-10%	MNT	-27%	TRUMP	-96%	BONK	-70%	IMX	-79%

**Category Performance**

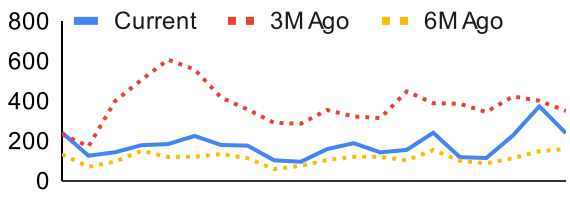
Category	7d	30d	90d	180d	365d	Ecosystem	7d	30d	90d	180d	365d
Privacy	-7%	-17%	-28%	10%	-16%	Tron	-8%	-14%	-10%	-5%	30%
Lending	-7%	-20%	-26%	6%	-10%	BSC	-11%	-16%	-44%	-13%	-44%
Currency	-12%	-20%	-18%	74%	50%	Polkadot	-8%	-26%	-44%	-8%	-47%
Other DeFi	-9%	-25%	11%	19%	-23%	Avalanche	-10%	-28%	-35%	3%	-31%
Smart Contract	-13%	-27%	-40%	6%	-30%	Polygon	-11%	-29%	-45%	-11%	-48%
CEXs	-11%	-28%	-15%	28%	42%	Ethereum	-10%	-30%	-31%	9%	-38%
Scaling	-10%	-31%	-49%	-14%	-64%	Cosmos	-5%	-34%	-53%	-23%	-54%
DEX	-12%	-32%	-45%	-3%	-37%	Solana	-16%	-36%	-40%	-14%	-36%
IoT/Data/Comp.	-12%	-33%	-47%	-19%	-57%						
Meme	-16%	-35%	-44%	25%	37%						
Gaming/Entertai	-13%	-36%	-50%	-12%	-59%						

**DeFi**


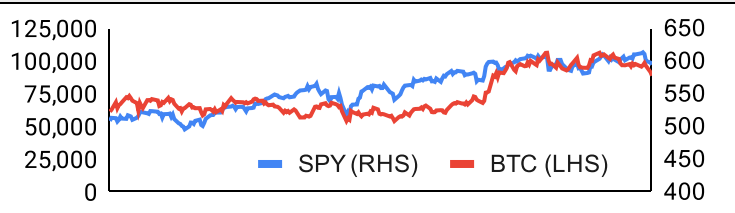
### Trading Volume

Aggregate Volumes by Product, \$b					Top Derivatives Exchanges, \$m and bps					Top Spot Exchanges, \$m		
Product	1d	7d	30d	O/I	Exchange	1d Vol	O/I	Mkr	Tkr	Exchange	Mkts	1d Vol
Spot	66	283.49	1510	n/a	Binance	88,126	22,664	2.0	4.0	Binance	1,819	26,479
Perpetuals	299	1,160	5,410	959	OKX	38,834	6,745	2.0	5.0	Bybit	1,171	4,389
Futures	0	1	7	1	Bybit	30,978	12,866	2.0	5.5	Coinbase	425	4,901
Options	0	0	1	n/a	Bitget	27,088	13,404	2.0	6.0	OKX	952	5,309

Daily Spot Volume, Top 100 Tokens Last 20d, \$b		Top Volume, 1d, \$m		Top Volume, %20d Avg		Low Volume, %20d Avg	
		USDT	110,151	QNT	245%	RSETH	48%
		BTC	55,799	LEO	230%	TRUMP	54%
		ETH	25,159	TIA	222%	MNT	62%
		USDC	10,107	WBT	195%	JUP	70%
		FDUSD	8,398	MKR	194%	ONDO	77%

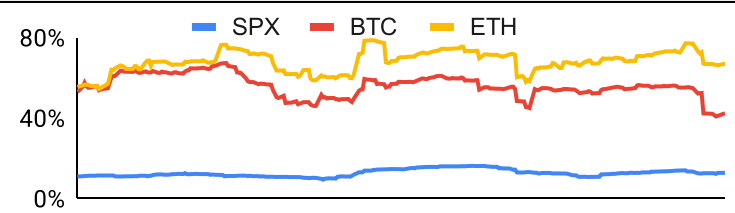
### Traditional Finance

Global Equity Markets							SPY vs. BTC, LTM	
	US	USGrwth	UK	Germany	Japan	HK		
1D	0%	-1%	-1%	1%	1%	1%		
7D	-3%	-5%	-1%	-1%	-1%	3%		
90D	-1%	2%	-4%	15%	2%	1%		
365D	17%	18%	3%	21%	1%	5%		

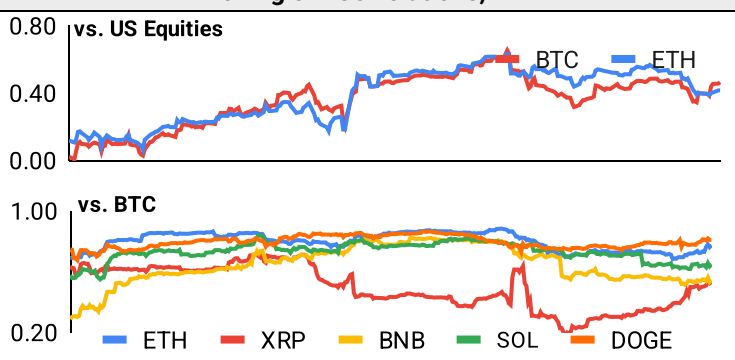
  

10-Year Treasury Yields							Commodities & FX					
	US	Brazil	UK	Germany	Japan	HK	Last	WTI	Gas	Gold	USD/EUR	USD/JPY
Last	4.26%	14.88%	4.55%	2.42%	1.36%	3.61%	Last	68.5	3.97	0	0.95	148.9
1d Chg	-0.04	0.18	0.05	-0.02	-0.01	-0.06	1d % Chg	-0.6%	-4.0%	55.2%	0.3%	-0.1%

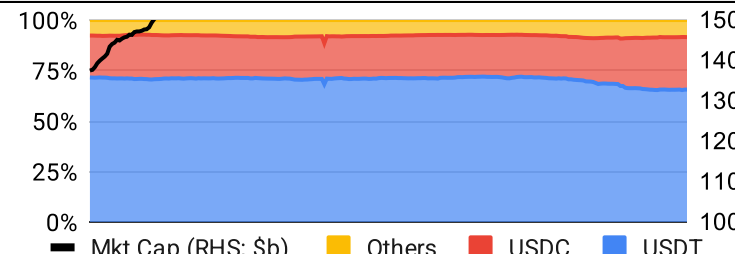
### Volatility

Annualized Volatility							Rolling 3M Annualized Volatility, LTM		
	BTC	ETH	XRP	BNB	SOL	DOGE			
30D	39%	73%	84%	65%	86%	88%			
90D	43%	66%	114%	59%	88%	93%			
180D	46%	65%	105%	52%	81%	105%			
365D	53%	67%	90%	60%	85%	107%			

### Correlations

Intra-Crypto Correlations, LTM							Rolling 3M Correlations, LTM	
	BTC	ETH	XRP	BNB	SOL	DOGE		
BTC								
ETH	0.80							
XRP	0.45	0.45						
BNB	0.65	0.65	0.34					
SOL	0.72	0.67	0.42	0.60				
DOGE	0.79	0.69	0.47	0.54	0.64			

**Stablecoins**

Stablecoin Market Size and Volume, \$m					Stablecoin Dominance (LHS) & Market Cap \$b (RHS), LTM	
Ticker	Price	1d Vol	20d Avg Vol	Market Cap		
USDT	1.00	110,151	82,904	141,973		
USDC	1.00	10,107	7,832	56,157		
USDe	1.00	93	113	5,871		
DAI	1.00	232	228	5,364		
FDUSD				2,137		
USDO	1.00			1,090		

**Ethereum Mainnet & Layer 2s**

Mainnet & Layer 2 Transactions (m/day) and L2 TVL (\$m)					Transactions (m/day), Rolling 90-Day Average, LTM																													
Network	1d	30d Avg	TVL	Tech Type																														
Base	7.0	235.8		Optimistic Rollup	<table border="1"> <thead> <tr> <th colspan="6">Layer 2 Token Performance &amp; Market Cap (\$b)</th> </tr> <tr> <th></th> <th>MNT</th> <th>ARB</th> <th>OP</th> <th>STX</th> <th>MOVE</th> </tr> </thead> <tbody> <tr> <td>24h Return</td> <td>-6%</td> <td>+0.69%</td> <td>+3.41%</td> <td>+3.19%</td> <td>+8.96%</td> </tr> <tr> <td>Market Cap</td> <td>\$ 2.51</td> <td>\$ 1.81</td> <td>\$ 1.76</td> <td>\$ 1.17</td> <td>\$ 970.15</td> </tr> </tbody> </table>						Layer 2 Token Performance & Market Cap (\$b)							MNT	ARB	OP	STX	MOVE	24h Return	-6%	+0.69%	+3.41%	+3.19%	+8.96%	Market Cap	\$ 2.51	\$ 1.81	\$ 1.76	\$ 1.17	\$ 970.15
Layer 2 Token Performance & Market Cap (\$b)																																		
	MNT	ARB	OP	STX							MOVE																							
24h Return	-6%	+0.69%	+3.41%	+3.19%							+8.96%																							
Market Cap	\$ 2.51	\$ 1.81	\$ 1.76	\$ 1.17							\$ 970.15																							
Taiko	2.2	71.8		Optimistic Rollup																														
Arbitrum One	3.0	53.7		Optimistic Rollup																														
World Chain	1.5	45.8																																
Ethereum	1.4	37.8	-	mainnet																														
Soneium	1.8	30.8																																
OP Mainnet	1.2	27.9		Optimistic Rollup																														
Abstract	0.7	22.4																																
Lisk	0.7	18.7		Optimistic Rollup																														
Blast	0.3	10.3		Optimistic Rollup																														

**NFTs and DAOs**

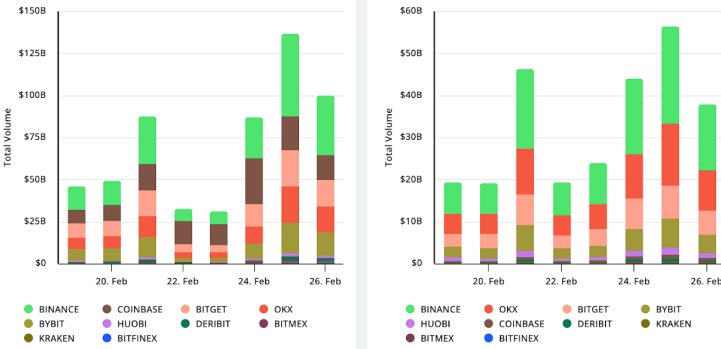
NFT Collection Stats (\$; Volume, MC in \$m)						DAO Treasury Amount (\$m) and Composition					
Collection	Floor	% Listed	3M Ret.	3M Vol	Market Cap	DAO	Treasury	Stables	BTC/ETH	Own Tokens	Other
CryptoPunks	78,591	41%	-41%	86,716	786	Uniswap	3,260	0%	0%	100%	0%
Bored Ape Yacht Club	30,255	54%	-41%	100,021	303	Mantle	2,561	2%	3%	89%	7%
Pudgy Penguins	20,103	56%	-55%	471,042	179	Optimism	2,216	0%	0%	100%	0%
Autoglyphs	234,783	34%	-33%	2,165	120	ENS	1,585	2%	7%	90%	1%
Chromie Squiggle	9,612	28%	-35%	3,249	96	Arbitrum	1,165	0%	1%	99%	0%
Mutant Ape Yacht Club	4,648	60%	-42%	61,194	91	Ethereum	597	0%	98%	0%	2%
Milady Maker	8,502	53%	-60%	80,220	85	Golem	309	0%	86%	14%	0%
Fidenza by Tyler Hobbes	77,556	50%	-18%	3,188	78	Gnosis	275	8%	5%	52%	35%
Doodles	7,595	39%	6%	115,664	76	Lido	255	12%	33%	55%	0%
Mad Lads	6,633	63%	-12%	27,163	66	Olympus	236	73%	0%	27%	0%

**Crypto News**

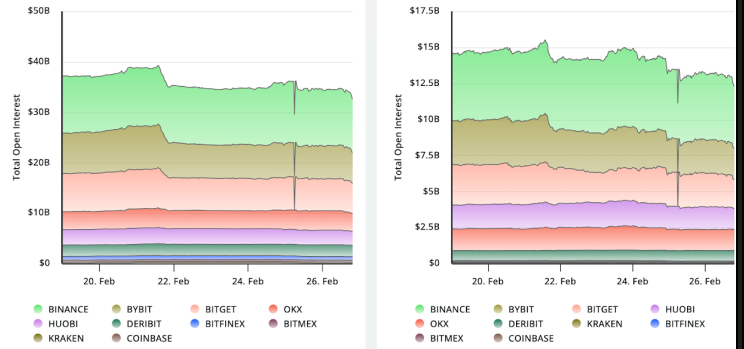
- [Rout wipes \\$800bn from crypto market as bitcoin slump deepens - Financial Times](#)
- [Uniswap Labs COO reveals it spent 'tens of millions' fighting SEC - Blockworks](#)
- [Pump.fun said to be ditching Raydium, launching own AMM - Blockworks](#)
- [Holesky hiccup tests Ethereum's resilience - Blockworks](#)
- [US equities reverse losses as inflation data, key earnings report loom - Blockworks](#)
- [Robinhood says it's free from the SEC - Blockworks](#)
- [Treasury Secretary Scott Bessent Hires Galaxy Digital Counsel to Advise on Crypto - CoinDesk](#)
- [Bank of America CEO Says Bank Will Likely Launch Its Own Stablecoin - CoinDesk](#)
- [Crypto-Friendly Former Congressman Patrick McHenry Joins A16z as a Senior Advisor - CoinDesk](#)

## Crypto Futures

### Futures Volume (BTC LHS ; ETH RHS), 1d



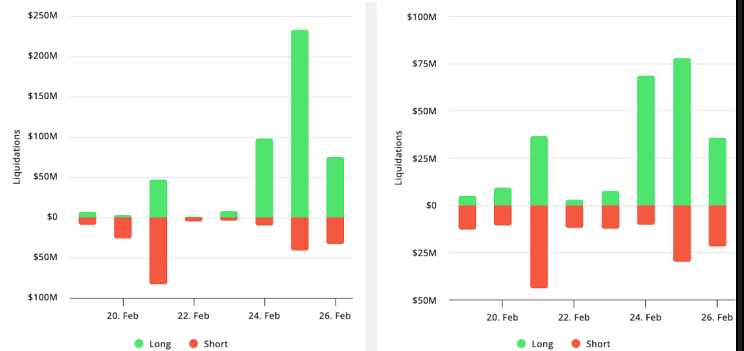
### Futures Open Interest (BTC LHS ; ETH RHS)



### OI Weighted Funding Rate (BTC LHS ; ETH RHS), 1d

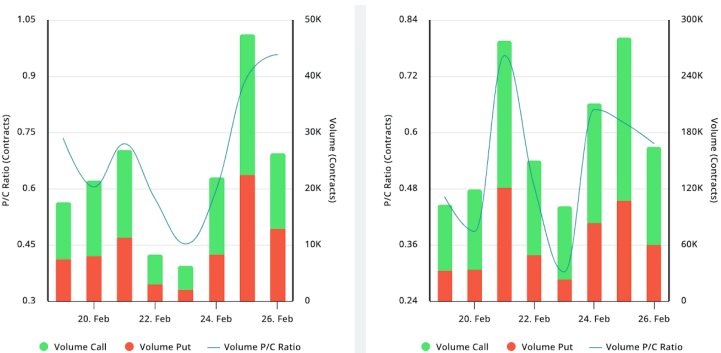


### Liquidations (BTC LHS ; ETH RHS), 1d



## Crypto Options

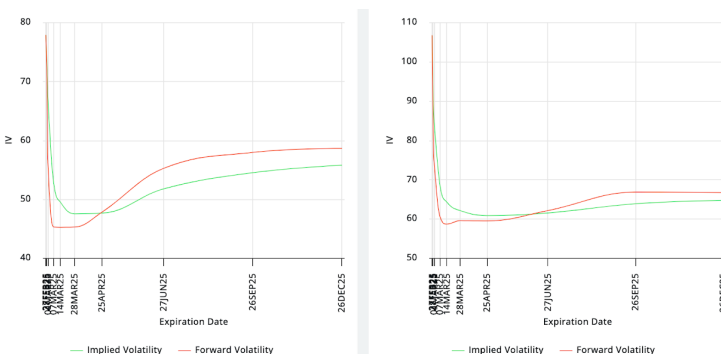
### Options Volume & Put/Call Ratio (BTC LHS ; ETH RHS), 1d



### ATM Implied Volatility (BTC LHS ; ETH RHS)



### ATM Implied Vol Term Structure (BTC LHS ; ETH RHS)



### 25 Delta Skew (BTC LHS ; ETH RHS)



**About GSR**

GSR has over a decade of extensive experience in the crypto market, serving as a trusted liquidity provider and active, multi-stage investor. Our suite of services includes OTC Trading, Derivatives, and Market Making. GSR is actively involved in every major sector of the digital asset ecosystem, working with token issuers, institutional investors, miners, and leading trading venues.

For more information or if we can help with anything, please see [gsr.io](https://gsr.io) or contact us at [gsr@gsr.io](mailto:gsr@gsr.io).

Follow GSR for more content: [Twitter](#) [Telegram](#) [LinkedIn](#)

**Authors**

Brian Rudick, Senior Strategist	<a href="#">Twitter</a>	<a href="#">Telegram</a>
Carlos Guzman, Research Analyst	<a href="#">Twitter</a>	<a href="#">Telegram</a>
Toe Bautista, Research Analyst	<a href="#">Twitter</a>	<a href="#">Telegram</a>

**Required Disclosures**

This material is provided by GSR (the "Firm") solely for informational purposes. It is not intended to be advice or a recommendation to buy, sell or hold any investment mentioned. Investors should form their own views in relation to any proposed investment.

It is intended only for sophisticated, institutional investors and does not constitute an offer or commitment, a solicitation of an offer or commitment, or any advice or recommendation, to enter into or conclude any transaction (whether on the terms shown or otherwise), or to provide investment services in any state or country where such an offer or solicitation or provision would be illegal. The Firm is not and does not act as an advisor or fiduciary in providing this material.

This material is not an independent research report, and has not been prepared in accordance with any legal requirements by any regulator (including the FCA, FINRA or CFTC) designed to promote the independence of investment research.

This material is not independent of the Firm's proprietary interests, which may conflict with the interests of any counterparty of the Firm. The Firm may trade investments discussed in this material for its own account, may trade contrary to the views expressed in this material, and may have positions in other related instruments. The Firm is not subject to any prohibition on dealing ahead of the dissemination of this material.

Information contained herein is based on sources considered to be reliable, but is not guaranteed to be accurate or complete.

Any opinions or estimates expressed herein reflect a judgment made by the author(s) as of the date of publication, and are subject to change without notice. The Firm does not plan to update this information.

Trading and investing in digital assets involves significant risks including price volatility and illiquidity and may not be suitable for all investors. The Firm is not liable whatsoever for any direct or consequential loss arising from the use of this material.

Copyright of this material belongs to GSR. Neither this material nor any copy thereof may be taken, reproduced or redistributed, directly or indirectly, without prior written permission of GSR.

Please see [here](#) for additional Regulatory Legal Notices relevant to US, UK and Singapore

**Notes & Sources**

All options data is based on Deribit and derivatives graphics are from Laevidas. Market returns are based on price returns for the following ETFs: VOO, QQQ, EWU, EWG, EWJ, and EWH. Onchain volumes are not considered and thus certain token volumes may be understated (e.g., stETH).

CoinGecko	Santiment	DefiLlama	CoinMarketCap	Laevidas
L2Beat	Google Finance	TradingView	Deribit	WorldCoinIndex
Cryptorank	Investing.com	NFT Price Floor	CryptoSlate	