











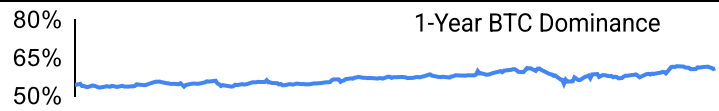
**Crypto Leaderboard**

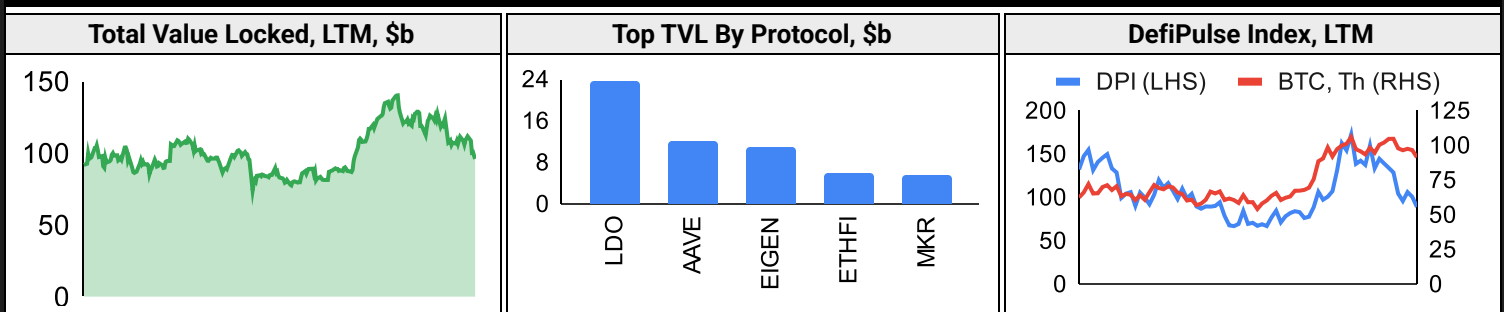
Rank	Name	Ticker	Price	24h	7d	30d	24h Vol \$m	MC \$m	1-Year Chart
1	Bitcoin	BTC	\$83,446	-2%	-13%	-19%	92,036	1,654,765	
2	Ethereum	ETH	\$2,206	-5%	-17%	-29%	40,095	266,093	
3	Tether	USDT	\$1.00	0%	0%	0%	134,576	142,159	
4	XRP Ledger	XRP	\$2.13	-4%	-17%	-30%	8,966	123,475	
5	BNB	BNB	\$585	-4%	-9%	-12%	1,593	85,280	
6	Solana	SOL	\$145	4%	-14%	-36%	8,859	72,078	
7	USD Coin	USDC	\$1.00	0%	0%	0%	10,627	55,668	
8	Dogecoin	DOGE	\$0.20	-5%	-17%	-38%	2,761	29,386	
9	Cardano	ADA	\$0.63	-5%	-17%	-33%	1,168	22,551	
10	Lido stETH	STETH	\$2,201	-5%	-16%	-29%	259	20,684	

**Top & Bottom Performers - Top 100 Tokens**

24h		7 Days		30 Days		90 Days		365 Days	
BERA	7%	APT	8%	OM	60%	BGB	146%	OM	2754%
HBAR	4%	MKR	7%	MKR	41%	OM	110%	BGB	311%
BNSOL	4%	TIA	6%	DEXE	12%	DEXE	96%	GT	305%
SOL	4%	IMX	3%	LTC	8%	GT	82%	XRP	265%
UNI	-8%	AAVE	-22%	CRO	-43%	STX	-64%	TIA	-77%
AAVE	-8%	TRUMP	-23%	BONK	-44%	FET	-68%	IMX	-77%
MKR	-10%	TAO	-26%	TRUMP	-96%	BONK	-70%	ARB	-78%
NEXO	-12%	WBT	-100%	WBT	-100%	TRUMP	-82%	TRUMP	-95%

**Category Performance**

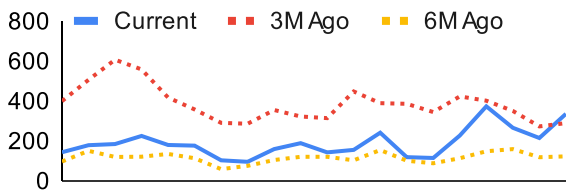
Category	7d	30d	90d	180d	365d	Ecosystem	7d	30d	90d	180d	365d
Privacy	-5%	-16%	-34%	14%	-16%	Solana	41%	0%	-14%	25%	-20%
Lending	-9%	-18%	-28%	12%	-16%	Tron	-5%	-10%	-10%	2%	34%
Currency	-8%	-19%	-24%	82%	46%	BSC	-10%	-15%	-47%	-10%	-45%
Smart Contract	-10%	-23%	-45%	16%	-31%	Polkadot	-9%	-26%	-49%	-6%	-48%
Other DeFi	-5%	-24%	-4%	29%	-22%	Avalanche	-9%	-26%	-38%	11%	-34%
CEXs	-20%	-28%	-17%	30%	36%	Polygon	-9%	-27%	-49%	-5%	-49%
IoT/Data/Comp.	-7%	-29%	-51%	-11%	-57%	Ethereum	-11%	-27%	-37%	17%	-40%
Scaling	-9%	-30%	-52%	-8%	-65%	Cosmos	-8%	-30%	-56%	-18%	-57%
DEX	-11%	-30%	-49%	5%	-40%						
Meme	-13%	-32%	-47%	34%	24%						
Gaming/Entertai	-9%	-32%	-54%	-1%	-59%						

**DeFi**


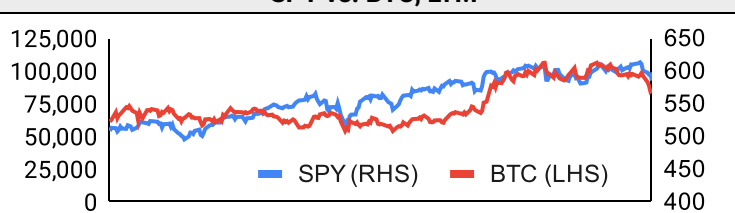
**Trading Volume**

Aggregate Volumes by Product, \$b					Top Derivatives Exchanges, \$m and bps				Top Spot Exchanges, \$m			
Product	1d	7d	30d	O/I	Exchange	1d Vol	O/I	Mkr	Tkr	Exchange	Mkts	1d Vol
Spot	93	368.86	1530	n/a	Binance	120,505	22,136	2.0	4.0	Binance	1,830	36,997
Perpetuals	497	1,560	5,690	844	OKX	55,920	6,644	2.0	5.0	Bybit	1,171	4,317
Futures	1	2	7	1	Bybit	41,850	11,966	2.0	5.5	Coinbase	426	6,733
Options	0	0	1	n/a	Bitget	39,529	13,208	2.0	6.0	OKX	952	6,922

Daily Spot Volume, Top 100 Tokens Last 20d, \$b				Top Volume, 1d, \$m		Top Volume, %20d Avg		Low Volume, %20d Avg	
				USDT	148,817	LEO	291%	WBT	0%
				BTC	86,171	NEXO	247%	TRUMP	46%
				ETH	37,057	STETH	230%	METH	57%
				USDC	14,354	WEETH	217%	OM	62%
				FDUSD	11,064	BTC	214%	ONDO	81%

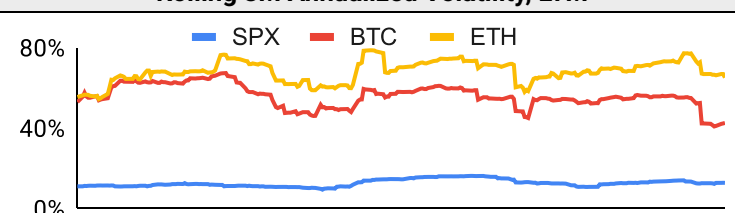
**Traditional Finance**

Global Equity Markets							SPY vs. BTC, LTM	
	US	USGrwth	UK	Germany	Japan	HK		
1D	-2%	-3%	-1%	-2%	-1%	0%	125,000	650
7D	-4%	-7%	2%	-1%	-1%	4%	100,000	600
90D	-3%	-2%	-4%	12%	-1%	1%	75,000	550
365D	16%	15%	5%	18%	0%	8%	50,000	500

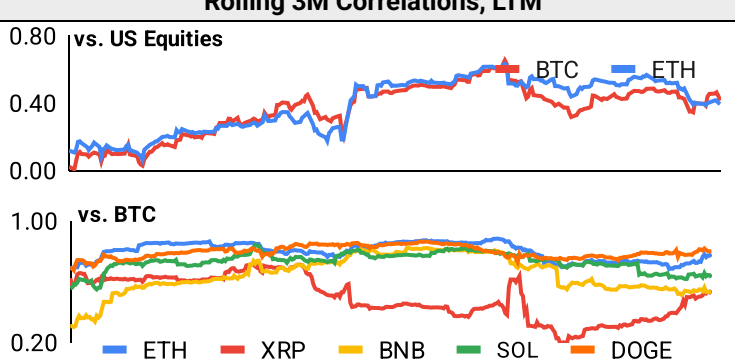
  

10-Year Treasury Yields							Commodities & FX					
	US	Brazil	UK	Germany	Japan	HK	Last	WTI	Gas	Gold	USD/EUR	USD/JPY
Last	4.23%	15.02%	4.53%	2.39%	1.36%	3.48%	Last	69.9	3.86	0	0.96	150.4
1d Chg	-0.06	0.01	0.04	0.00	-0.01	-0.06	1d % Chg	-0.7%	-1.8%	46.9%	0.2%	0.3%

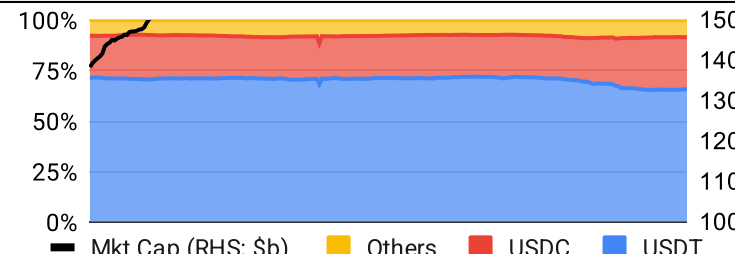
**Volatility**

Annualized Volatility							Rolling 3M Annualized Volatility, LTM				
	BTC	ETH	XRP	BNB	SOL	DOGE					
30D	39%	72%	84%	65%	89%	87%	80%	40%	80%	40%	0%
90D	43%	66%	108%	59%	88%	92%					
180D	46%	65%	105%	51%	80%	105%					
365D	52%	67%	90%	59%	85%	105%					

**Correlations**

Intra-Crypto Correlations, LTM							Rolling 3M Correlations, LTM												
	BTC	ETH	XRP	BNB	SOL	DOGE													
BTC							0.80	0.46	0.45	0.65	0.72	0.67	0.42	0.60	0.79	0.69	0.48	0.54	0.63

**Stablecoins**

Stablecoin Market Size and Volume, \$m					Stablecoin Dominance (LHS) & Market Cap \$b (RHS), LTM	
Ticker	Price	1d Vol	20d Avg Vol	Market Cap		
USDT	1.00	148,817	87,365	142,159		
USDC	1.00	14,354	8,393	55,670		
USDe	1.00	135	119	5,859		
DAI	1.00	253	229	5,367		
FDUSD				2,039		
USDO	1.00			1,076		

**Ethereum Mainnet & Layer 2s**

Mainnet & Layer 2 Transactions (m/day) and L2 TVL (\$m)					Transactions (m/day), Rolling 90-Day Average, LTM																													
Network	1d	30d Avg	TVL	Tech Type																														
Base	6.6	230.8		Optimistic Rollup	<table border="1"> <thead> <tr> <th colspan="6">Layer 2 Token Performance &amp; Market Cap (\$b)</th> </tr> <tr> <th></th> <th>MNT</th> <th>ARB</th> <th>OP</th> <th>X</th> <th>STX</th> </tr> </thead> <tbody> <tr> <td>24h Return</td> <td>-4%</td> <td>-2%</td> <td>-3%</td> <td>+3.96%</td> <td>-2%</td> </tr> <tr> <td>Market Cap</td> <td>\$ 2.44</td> <td>\$ 1.85</td> <td>\$ 1.77</td> <td>\$ 1.28</td> <td>\$ 1.26</td> </tr> </tbody> </table>						Layer 2 Token Performance & Market Cap (\$b)							MNT	ARB	OP	X	STX	24h Return	-4%	-2%	-3%	+3.96%	-2%	Market Cap	\$ 2.44	\$ 1.85	\$ 1.77	\$ 1.28	\$ 1.26
Layer 2 Token Performance & Market Cap (\$b)																																		
	MNT	ARB	OP	X							STX																							
24h Return	-4%	-2%	-3%	+3.96%							-2%																							
Market Cap	\$ 2.44	\$ 1.85	\$ 1.77	\$ 1.28							\$ 1.26																							
Taiko	2.5	71.6		Optimistic Rollup																														
Arbitrum One	2.3	54.3		Optimistic Rollup																														
World Chain	1.6	44.8																																
Ethereum	1.3	37.9	-	mainnet																														
Soneium	1.0	33.5																																
OP Mainnet	0.9	28.2		Optimistic Rollup																														
Abstract	0.9	23.2																																
Lisk	0.6	18.9		Optimistic Rollup																														
Blast	0.4	10.2		Optimistic Rollup																														

**NFTs and DAOs**

NFT Collection Stats (\$; Volume, MC in \$m)						DAO Treasury Amount (\$m) and Composition					
Collection	Floor	% Listed	3M Ret.	3M Vol	Market Cap	DAO	Treasury	Stables	BTC/ETH	Own Tokens	Other
CryptoPunks	74,764	41%	-47%	83,641	748	Uniswap	2,920	0%	0%	100%	0%
Bored Ape Yacht C	29,973	54%	-50%	94,094	300	Mantle	2,373	1%	3%	91%	5%
Pudgy Penguins	19,971	56%	-58%	470,049	178	Optimism	2,139	0%	0%	100%	0%
Autoglyphs	230,332	34%	-35%	2,165	118	ENS	1,448	2%	7%	91%	1%
Mutant Ape Yacht	4,927	60%	-42%	58,679	96	Arbitrum	1,145	0%	1%	99%	0%
Chromie Squiggle	9,430	28%	-37%	3,203	94	Ethereum	552	0%	98%	0%	2%
Milady Maker	8,153	53%	-63%	79,738	82	Golem	289	0%	84%	16%	0%
Fidenza by Tyler H	76,086	50%	-20%	3,188	76	Gnosis	256	9%	4%	52%	35%
Mad Lads	7,389	63%	-6%	26,851	74	Olympus	237	73%	0%	27%	0%
Doodles	7,102	39%	-6%	116,588	71	Lido	232	13%	32%	55%	0%

**Crypto News**

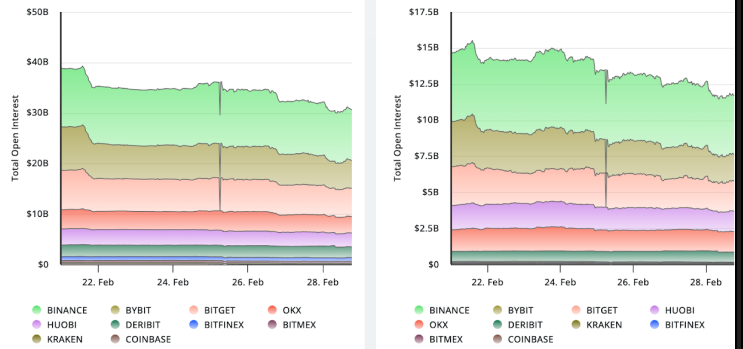
- [FXBO partners with Bitpace for optimised crypto payment solutions - The Paypers](#)
- [Solana multisig provider conducting 'comprehensive review' after Safe exploit - Blockworks](#)
- [Stablecoin legislation is subcommittee's first priority, says Lummis - Blockworks](#)
- [Avalanche Foundation launches Visa credit card for IRL payments - Blockworks](#)
- [CME Group to Launch Solana Futures as Demand for Crypto Derivatives Grows - CoinDesk](#)
- [Boerse Stuttgart Partners With DekaBank to Offer Crypto Trading for Institutional Clients - CoinDesk](#)
- [Popular Crypto Wallet MetaMask Unveils New Roadmap - CoinDesk](#)
- [Coinbase, NEAR, Others Form Alliance to Develop Open AI Services - CoinDesk](#)
- [SEC Publishes Memecoin Stance Reinforcing Hester Peirce's Comments - CoinDesk](#)

## Crypto Futures

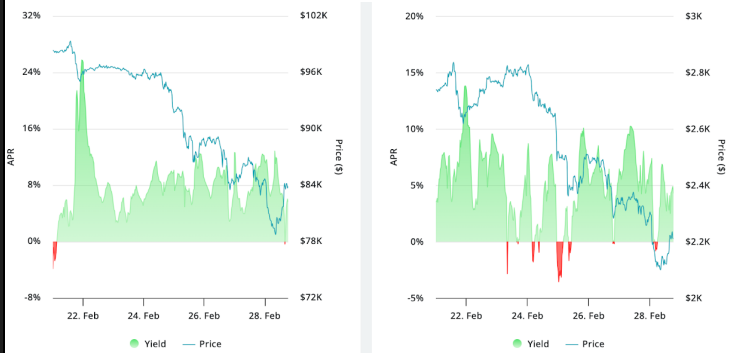
### Futures Volume (BTC LHS ; ETH RHS), 1d



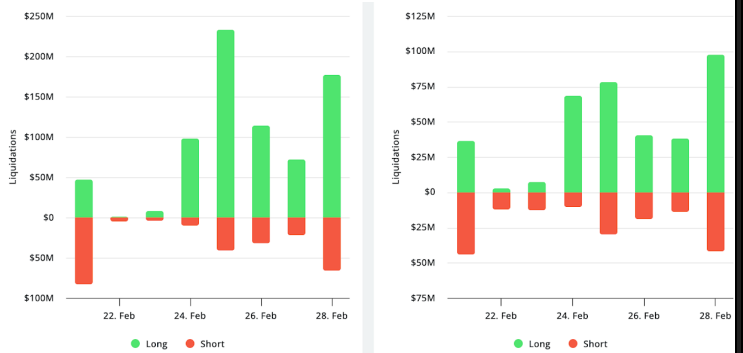
### Futures Open Interest (BTC LHS ; ETH RHS)



### OI Weighted Funding Rate (BTC LHS ; ETH RHS), 1d

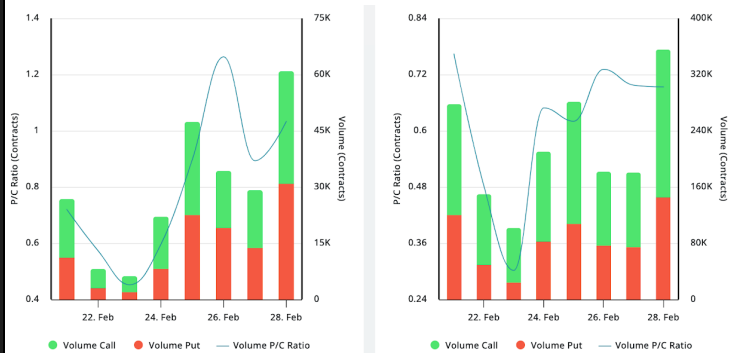


### Liquidations (BTC LHS ; ETH RHS), 1d

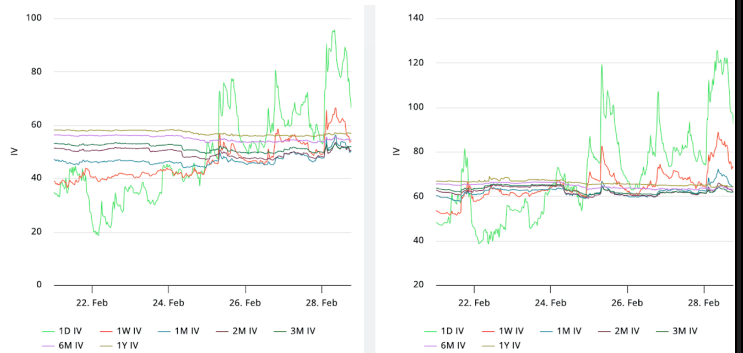


## Crypto Options

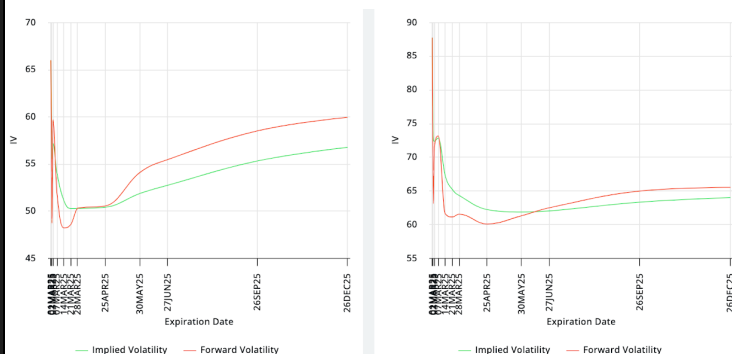
### Options Volume & Put/Call Ratio (BTC LHS ; ETH RHS), 1d



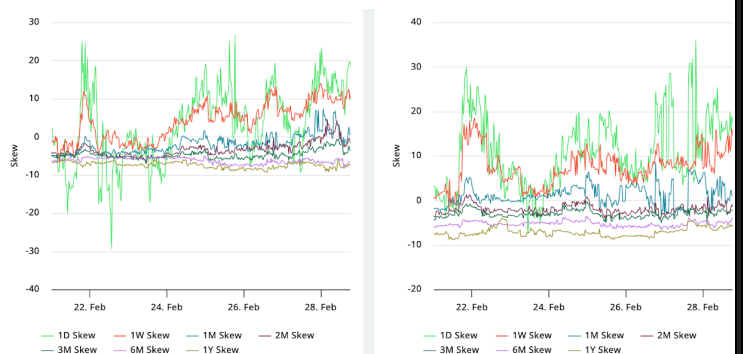
### ATM Implied Volatility (BTC LHS ; ETH RHS)



### ATM Implied Vol Term Structure (BTC LHS ; ETH RHS)



### 25 Delta Skew (BTC LHS ; ETH RHS)



### About GSR

GSR has over a decade of extensive experience in the crypto market, serving as a trusted liquidity provider and active, multi-stage investor. Our suite of services includes OTC Trading, Derivatives, and Market Making. GSR is actively involved in every major sector of the digital asset ecosystem, working with token issuers, institutional investors, miners, and leading trading venues.

For more information or if we can help with anything, please see [gsr.io](https://gsr.io) or contact us at [gsr@gsr.io](mailto:gsr@gsr.io).

Follow GSR for more content: [Twitter](#) [Telegram](#) [LinkedIn](#)

### Authors

Brian Rudick, Senior Strategist	<a href="#">Twitter</a>	<a href="#">Telegram</a>
Carlos Guzman, Research Analyst	<a href="#">Twitter</a>	<a href="#">Telegram</a>
Toe Bautista, Research Analyst	<a href="#">Twitter</a>	<a href="#">Telegram</a>

### Required Disclosures

This material is provided by GSR (the "Firm") solely for informational purposes. It is not intended to be advice or a recommendation to buy, sell or hold any investment mentioned. Investors should form their own views in relation to any proposed investment.

It is intended only for sophisticated, institutional investors and does not constitute an offer or commitment, a solicitation of an offer or commitment, or any advice or recommendation, to enter into or conclude any transaction (whether on the terms shown or otherwise), or to provide investment services in any state or country where such an offer or solicitation or provision would be illegal. The Firm is not and does not act as an advisor or fiduciary in providing this material.

This material is not an independent research report, and has not been prepared in accordance with any legal requirements by any regulator (including the FCA, FINRA or CFTC) designed to promote the independence of investment research.

This material is not independent of the Firm's proprietary interests, which may conflict with the interests of any counterparty of the Firm. The Firm may trade investments discussed in this material for its own account, may trade contrary to the views expressed in this material, and may have positions in other related instruments. The Firm is not subject to any prohibition on dealing ahead of the dissemination of this material.

Information contained herein is based on sources considered to be reliable, but is not guaranteed to be accurate or complete.

Any opinions or estimates expressed herein reflect a judgment made by the author(s) as of the date of publication, and are subject to change without notice. The Firm does not plan to update this information.

Trading and investing in digital assets involves significant risks including price volatility and illiquidity and may not be suitable for all investors. The Firm is not liable whatsoever for any direct or consequential loss arising from the use of this material.

Copyright of this material belongs to GSR. Neither this material nor any copy thereof may be taken, reproduced or redistributed, directly or indirectly, without prior written permission of GSR.

Please see [here](#) for additional Regulatory Legal Notices relevant to US, UK and Singapore

### Notes & Sources

All options data is based on Deribit and derivatives graphics are from Laevidas. Market returns are based on price returns for the following ETFs: VOO, QQQ, EWU, EWG, EWJ, and EWH. Onchain volumes are not considered and thus certain token volumes may be understated (e.g., stETH).

CoinGecko	Santiment	DefiLlama	CoinMarketCap	Laevidas
L2Beat	Google Finance	TradingView	Deribit	WorldCoinIndex
Cryptorank	Investing.com	NFT Price Floor	CryptoSlate	