



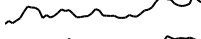







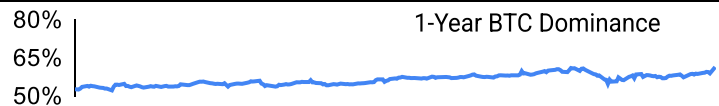
Crypto Leaderboard

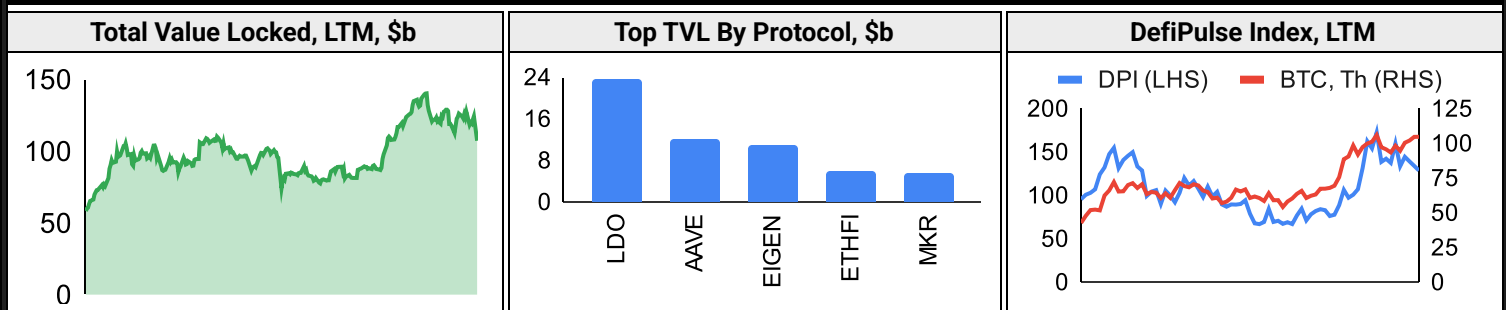
Rank	Name	Ticker	Price	24h	7d	30d	24h Vol \$m	MC \$m	1-Year Chart
1	Bitcoin	BTC	\$100,660	4%	-2%	2%	123,099	1,988,829	
2	Ethereum	ETH	\$2,767	-5%	-13%	-25%	99,408	332,406	
3	XRP Ledger	XRP	\$2.72	6%	-12%	11%	33,645	155,552	
4	Tether	USDT	\$1.00	0%	0%	0%	136,375	139,647	
5	Solana	SOL	\$215	9%	-9%	-2%	18,363	103,773	
6	BNB	BNB	\$606	-1%	-11%	-16%	3,775	87,964	
7	USD Coin	USDC	\$1.00	0%	0%	0%	29,114	54,313	
8	Dogecoin	DOGE	\$0.28	4%	-18%	-30%	11,047	40,756	
9	Cardano	ADA	\$0.80	1%	-15%	-26%	4,732	28,510	
10	Lido stETH	STETH	\$2,757	-5%	-14%	-25%	885	26,030	

Top & Bottom Performers - Top 100 Tokens

24h		7 Days		30 Days		90 Days		365 Days	
XCN	28%	OM	23%	XCN	1111%	XCN	2300%	OM	3276%
HYPE	21%	MNT	9%	OM	45%	HBAR	481%	XCN	2419%
ONDO	20%	DEXE	8%	DEXE	35%	BGB	461%	PEPE	1082%
OM	17%	ONDO	6%	GT	21%	XRP	425%	BGB	918%
BCH	-6%	IMX	-28%	LBTC	-48%	SEI	-30%	SEI	-59%
WSTETH	-6%	VIRTUAL	-29%	PEPE	-50%	STX	-34%	IMX	-59%
ETC	-6%	FET	-35%	FET	-51%	FET	-42%	OP	-60%
FIL	-6%	TRUMP	-90%	VIRTUAL	-66%	LBTC	-43%	ARB	-72%

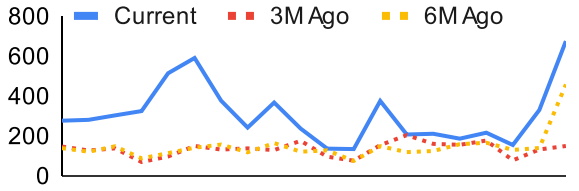
Category Performance

Category	7d	30d	90d	180d	365d	Ecosystem	7d	30d	90d	180d	365d
Lending	-13%	-15%	30%	49%	51%	Tron	-9%	-21%	24%	75%	87%
Other DeFi	-16%	-18%	58%	36%	20%	Solana	-16%	-25%	30%	30%	18%
Currency	-13%	-18%	102%	102%	104%	Avalanche	-17%	-30%	29%	43%	13%
CEXs	-19%	-19%	33%	56%	73%	Cosmos	-21%	-35%	-6%	0%	-24%
Privacy	-14%	-32%	23%	26%	5%	Polygon	-18%	-36%	8%	14%	-19%
Smart Contract	-15%	-32%	29%	37%	6%	Ethereum	-19%	-37%	42%	51%	-1%
Meme	-16%	-32%	19%	72%	143%	Polkadot	-18%	-38%	7%	14%	-18%
IoT/Data/Comp.	-18%	-35%	11%	13%	-21%	BSC	-17%	-40%	-18%	-9%	-27%
Scaling	-17%	-35%	12%	18%	-34%						
DEX	-19%	-37%	17%	39%	12%						
Gaming/Entertai	-21%	-39%	14%	22%	-25%						

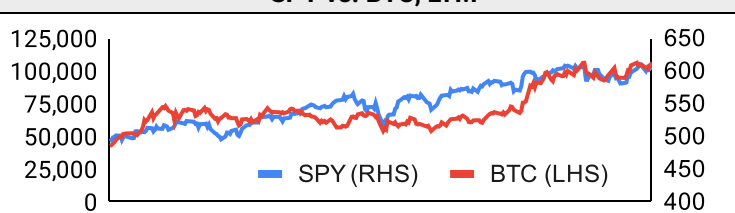
DeFi


Trading Volume

Aggregate Volumes by Product, \$b					Top Derivatives Exchanges, \$m and bps					Top Spot Exchanges, \$m		
Product	1d	7d	30d	O/I	Exchange	1d Vol	O/I	Mkr	Tkr	Exchange	Mkts	1d Vol
Spot	218	412.36	2130	n/a	Binance	197,676	25,529	2.0	4.0	Binance	1,777	73,821
Perpetuals	746	1,340	7,180	1,180	Bybit	90,739	17,483	2.0	5.5	Bybit	1,137	25,374
Futures	1	2	11	1	Bitget	88,179	16,600	2.0	6.0	Coinbase	419	15,629
Options	0	0	2	n/a	OKX	90,039	7,386	2.0	5.0	OKX	885	14,430

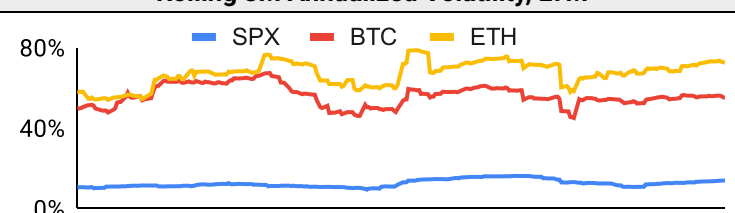
Daily Spot Volume, Top 100 Tokens Last 20d, \$b				Top Volume, 1d, \$m		Top Volume, %20d Avg		Low Volume, %20d Avg	
				USDT	298,226	RETH	757%	TRUMP	11%
				BTC	115,366	RSETH	715%	LBTC	103%
				ETH	94,203	STETH	706%	XDC	112%
				XRP	38,710	WEETH	547%	OKB	114%
				USDC	25,855	METH	461%	XCN	118%

Traditional Finance

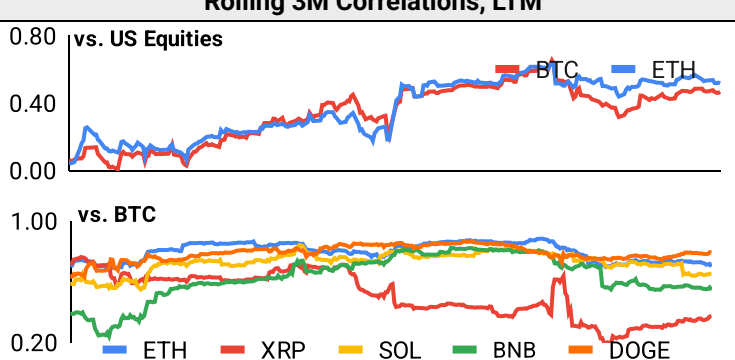
Global Equity Markets							SPY vs. BTC, LTM	
	US	USGrwth	UK	Germany	Japan	HK		
1D	-1%	0%	0%	-1%	-1%	-1%	SPY (RHS)	BTC (LHS)
7D	-1%	-1%	0%	0%	0%	0%		
90D	5%	7%	1%	7%	0%	-8%		
365D	23%	24%	1%	17%	2%	4%		

10-Year Treasury Yields							Commodities & FX					
	US	Brazil	UK	Germany	Japan	HK	Last	WTI	Gas	Gold	USD/EUR	USD/JPY
Last	4.55%	14.71%	4.54%	2.41%	1.25%	3.67%	Last	73.0	3.36	+0.06%	0.97	155.0
1d Chg	-0.02	-0.09	0.05	0.02	0.00	-0.06	1d % Chg	0.7%	10.4%	58.2%	0.7%	-0.1%

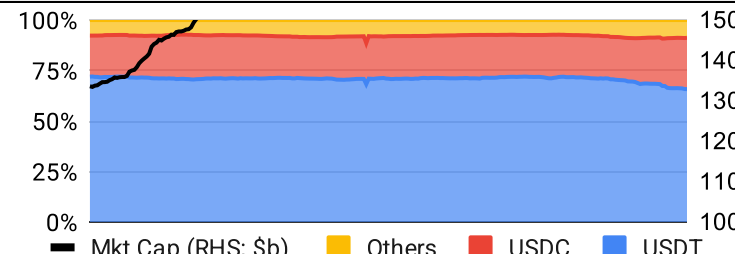
Volatility

Annualized Volatility							Rolling 3M Annualized Volatility, LTM				
	BTC	ETH	XRP	SOL	BNB	DOGE					
30D	46%	70%	105%	104%	40%	100%	SPX	BTC	ETH		
90D	52%	74%	133%	89%	56%	125%					
180D	50%	67%	102%	79%	50%	104%					
365D	53%	66%	88%	83%	58%	106%					

Correlations

Intra-Crypto Correlations, LTM							Rolling 3M Correlations, LTM		
	BTC	ETH	XRP	SOL	BNB	DOGE			
BTC							vs. US Equities	BTC	ETH
ETH	0.79						vs. BTC	ETH	XRP
XRP	0.44	0.43						SOL	BNB
SOL	0.72	0.66	0.39					DOGE	
BNB	0.65	0.64	0.32	0.59					
DOGE	0.78	0.68	0.45	0.62	0.52				

Stablecoins

Stablecoin Market Size and Volume, \$m					Stablecoin Dominance (LHS) & Market Cap \$b (RHS), LTM	
Ticker	Price	1d Vol	20d Avg Vol	Market Cap		
USDT	1.00	298,226	138,145	139,633		
USDC	1.00	25,855	13,107	53,968		
USDe	1.00	386	118	6,065		
DAI	1.00	542	210	5,367		
FDUSD				1,777		
USDO	1.00			1,174		

Ethereum Mainnet & Layer 2s

Mainnet & Layer 2 Transactions (m/day) and L2 TVL (\$m)					Transactions (m/day), Rolling 90-Day Average, LTM																													
Network	1d	30d Avg	TVL	Tech Type																														
Base	8.6	312.7		Optimistic Rollup	<table border="1"> <thead> <tr> <th colspan="6">Layer 2 Token Performance & Market Cap (\$b)</th> </tr> <tr> <th></th> <th></th> <th></th> <th></th> <th></th> <th>0.648</th> </tr> </thead> <tbody> <tr> <td>24h Return</td> <td></td> <td></td> <td></td> <td></td> <td></td> </tr> <tr> <td>Market Cap</td> <td>+15.</td> <td>0.0</td> <td>+5.31%</td> <td>0.0</td> <td>+1.47%</td> </tr> </tbody> </table>						Layer 2 Token Performance & Market Cap (\$b)											0.648	24h Return						Market Cap	+15.	0.0	+5.31%	0.0	+1.47%
Layer 2 Token Performance & Market Cap (\$b)																																		
											0.648																							
24h Return																																		
Market Cap	+15.	0.0	+5.31%	0.0							+1.47%																							
Taiko	2.3	71.0		Optimistic Rollup																														
Arbitrum One	2.6	58.3		Optimistic Rollup																														
World Chain	1.2	49.5																																
Ethereum	1.1	36.9	-	mainnet																														
OP Mainnet	1.1	24.9		Optimistic Rollup																														
Lisk	0.7	15.9		Optimistic Rollup																														
Blast	0.4	11.3		Optimistic Rollup																														
Mint	0.3	8.0		Optimistic Rollup																														
Soneium	0.4	6.5																																

NFTs and DAOs

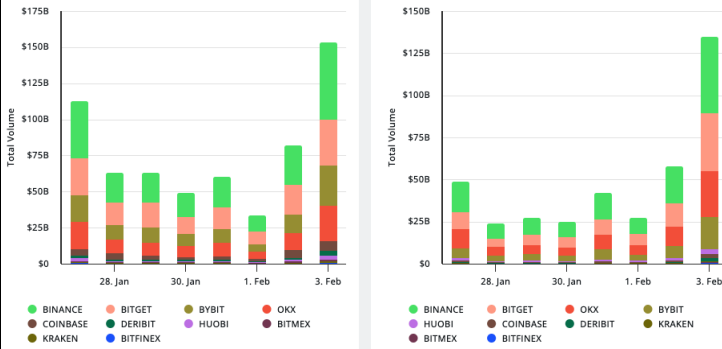
NFT Collection Stats (\$; Volume, MC in \$m)						DAO Treasury Amount (\$m) and Composition					
Collection	Floor	% Listed	3M Ret.	3M Vol	Market Cap	DAO	Treasury	Stables	BTC/ETH	Own Tokens	Other
CryptoPunks	110,187	41%	83%	117,483	1,100	Mantle	3,972	1%	5%	93%	2%
Bored Ape Yacht C	33,955	54%	34%	105,112	340	Uniswap	3,891	0%	0%	100%	0%
Pudgy Penguins	27,450	55%	42%	446,463	244	Optimism	2,285	0%	0%	100%	0%
Autoglyphs	327,280	34%	38%	2,445	168	ENS	1,956	1%	7%	91%	1%
Milady Maker	12,926	53%	31%	75,009	129	Arbitrum	1,298	0%	1%	99%	0%
Chromie Squiggle	11,636	28%	62%	3,889	116	Ethereum	734	0%	100%	0%	0%
Doodles	11,079	39%	248%	84,992	111	Golem	356	0%	90%	10%	0%
Mutant Ape Yacht	5,511	60%	685%	62,455	108	Gnosis	310	9%	4%	53%	34%
Mad Lads	10,495	62%	114%	29,364	105	Lido	296	8%	31%	60%	1%
Fidenza by Tyler H	15,900	50%	38%	3,954	95	AAVE	258	22%	4%	65%	9%

Crypto News

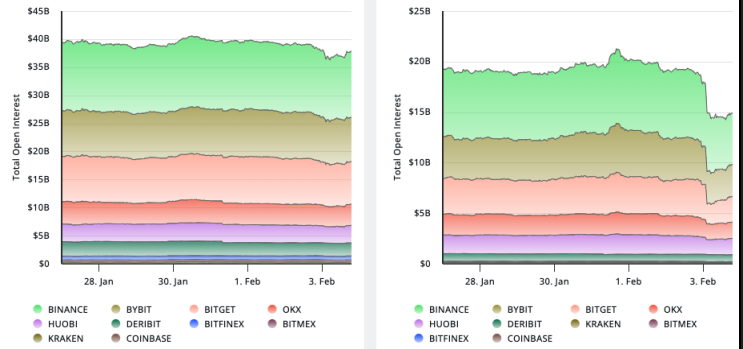
- ['A Tidal Wave Of Fear'—Trump Tariffs Fuel Price Crash Fears For Bitcoin, Ethereum, XRP And Crypto - Forbes](#)
- [MicroStrategy Ends Bitcoin Purchase Streak After a Dozen Weeks - Bloomberg](#)
- [Better Buy in 2025: XRP \(Ripple\) or Bitcoin? - The Motley Fool](#)
- [Stablecoin Market Hits \\$204 Billion, Signaling Potential Cryptocurrency Rally: CryptoQuant - Yahoo Finance](#)
- [Exclusive: Trump's meme coin made nearly \\$100 million in trading fees, as small traders lost money - Reuters](#)
- [Tariffs, Inflation, and Market Panic—Tom Lee Breaks It Down - Wall Street Pit](#)
- [Romania to regulate and tax companies in cryptocurrency market - Romania-Insider.com](#)
- [South Korea's Bitcoin Kimchi premium hits 3-year high - CryptoSlate](#)
- [Uniswap V4 is live on 12 chains - Blockworks](#)

Crypto Futures

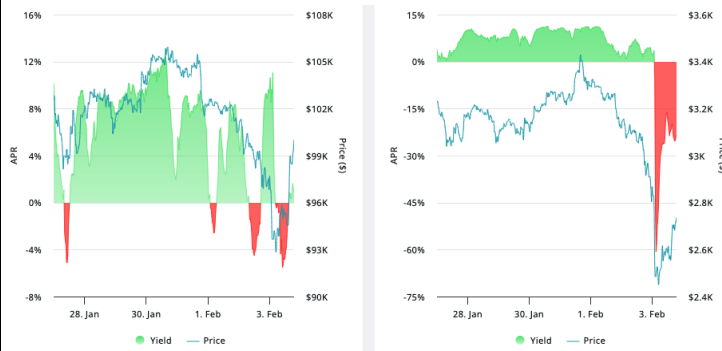
Futures Volume (BTC LHS ; ETH RHS), 1d



Futures Open Interest (BTC LHS ; ETH RHS)



OI Weighted Funding Rate (BTC LHS ; ETH RHS), 1d

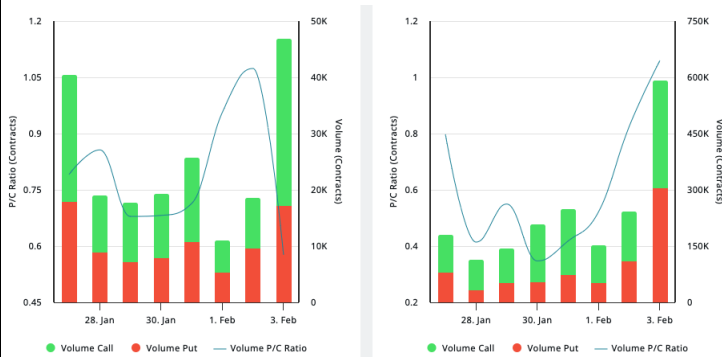


Liquidations (BTC LHS ; ETH RHS), 1d

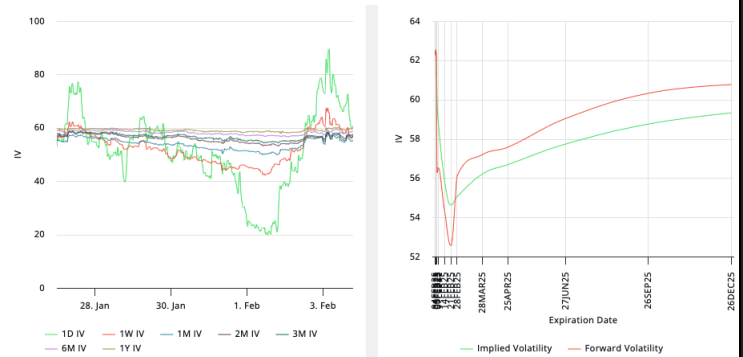


Crypto Options

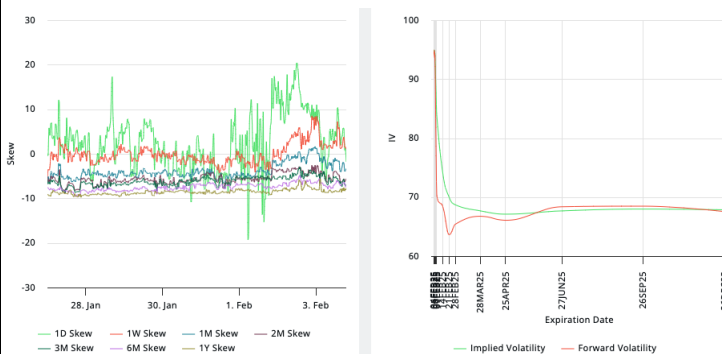
Options Volume & Put/Call Ratio (BTC LHS ; ETH RHS), 1d



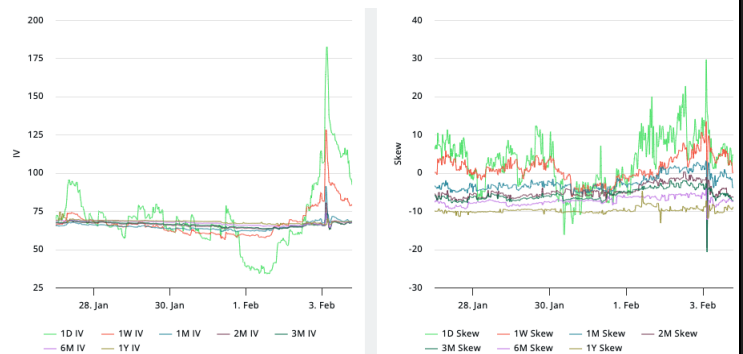
ATM Implied Volatility (BTC LHS ; ETH RHS)



ATM Implied Vol Term Structure (BTC LHS ; ETH RHS)



25 Delta Skew (BTC LHS ; ETH RHS)





February 3, 2025

About GSR

GSR has over a decade of extensive experience in the crypto market, serving as a trusted liquidity provider and active, multi-stage investor. Our suite of services includes OTC Trading, Derivatives, and Market Making. GSR is actively involved in every major sector of the digital asset ecosystem, working with token issuers, institutional investors, miners, and leading trading venues.

For more information or if we can help with anything, please see gsr.io or contact us at gsr@gsr.io.

Follow GSR for more content: [Twitter](#) [Telegram](#) [LinkedIn](#)

Authors

Brian Rudick, Senior Strategist	Twitter	Telegram
Carlos Guzman, Research Analyst	Twitter	Telegram
Toe Bautista, Research Analyst	Twitter	Telegram

Required Disclosures

This material is provided by GSR (the "Firm") solely for informational purposes. It is not intended to be advice or a recommendation to buy, sell or hold any investment mentioned. Investors should form their own views in relation to any proposed investment.

It is intended only for sophisticated, institutional investors and does not constitute an offer or commitment, a solicitation of an offer or commitment, or any advice or recommendation, to enter into or conclude any transaction (whether on the terms shown or otherwise), or to provide investment services in any state or country where such an offer or solicitation or provision would be illegal. The Firm is not and does not act as an advisor or fiduciary in providing this material.

This material is not an independent research report, and has not been prepared in accordance with any legal requirements by any regulator (including the FCA, FINRA or CFTC) designed to promote the independence of investment research.

This material is not independent of the Firm's proprietary interests, which may conflict with the interests of any counterparty of the Firm. The Firm may trade investments discussed in this material for its own account, may trade contrary to the views expressed in this material, and may have positions in other related instruments. The Firm is not subject to any prohibition on dealing ahead of the dissemination of this material.

Information contained herein is based on sources considered to be reliable, but is not guaranteed to be accurate or complete.

Any opinions or estimates expressed herein reflect a judgment made by the author(s) as of the date of publication, and are subject to change without notice. The Firm does not plan to update this information.

Trading and investing in digital assets involves significant risks including price volatility and illiquidity and may not be suitable for all investors. The Firm is not liable whatsoever for any direct or consequential loss arising from the use of this material.

Copyright of this material belongs to GSR. Neither this material nor any copy thereof may be taken, reproduced or redistributed, directly or indirectly, without prior written permission of GSR.

Please see [here](#) for additional Regulatory Legal Notices relevant to US, UK and Singapore

Notes & Sources

All options data is based on Deribit and derivatives graphics are from Laevidas. Market returns are based on price returns for the following ETFs: VOO, QQQ, EWU, EWG, EWJ, and EWH. Onchain volumes are not considered and thus certain token volumes may be understated (e.g., stETH).

CoinGecko	Santiment	DefiLlama	CoinMarketCap	Laevidas
L2Beat	Google Finance	TradingView	Deribit	WorldCoinIndex
Cryptorank	Investing.com	NFT Price Floor	CryptoSlate	