











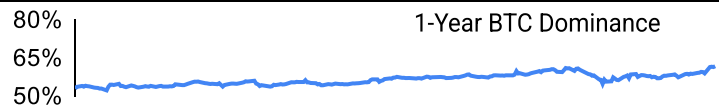
Crypto Leaderboard

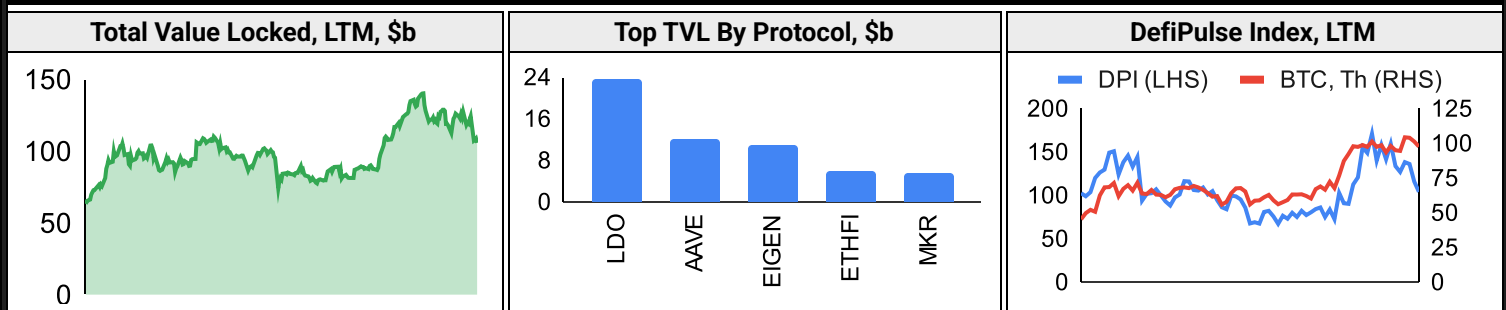
Rank	Name	Ticker	Price	24h	7d	30d	24h Vol \$m	MC \$m	1-Year Chart
1	Bitcoin	BTC	\$96,078	-2%	-8%	-1%	47,695	1,904,327	
2	Ethereum	ETH	\$2,695	-3%	-17%	-20%	31,668	324,694	
3	Tether	USDT	\$1.00	0%	0%	0%	59,541	141,184	
4	XRP Ledger	XRP	\$2.3	-6%	-27%	1%	6,456	132,589	
5	Solana	SOL	\$190	-5%	-21%	-6%	4,356	92,540	
6	BNB	BNB	\$576	1%	-15%	-17%	987	84,002	
7	USD Coin	USDC	\$1.00	0%	0%	0%	6,525	55,686	
8	Dogecoin	DOGE	\$0.24	-6%	-26%	-30%	1,790	36,122	
9	Lido stETH	STETH	\$2,689	-3%	-17%	-20%	77	25,405	
10	Cardano	ADA	\$0.70	-6%	-27%	-29%	796	25,289	

Top & Bottom Performers - Top 100 Tokens

24h		7 Days		30 Days		90 Days		365 Days	
TRX	2%	OM	5%	XCN	999%	XCN	1926%	OM	3342%
BGB	2%	LEO	1%	OM	53%	BGB	447%	XCN	2005%
BNB	1%	USDT	0%	DEXE	30%	HBAR	337%	BGB	946%
OM	1%	DAI	0%	KCS	17%	OM	331%	PEPE	858%
GALA	-10%	FIL	-35%	FET	-49%	LBTC	-46%	OP	-69%
ALGO	-10%	KAS	-36%	PEPE	-50%	SEI	-48%	TRUMP	-74%
KAS	-11%	ENA	-36%	ENA	-53%	FET	-49%	ARB	-76%
ENA	-14%	TRUMP	-87%	TRUMP	-77%	TRUMP	-69%	TIA	-85%

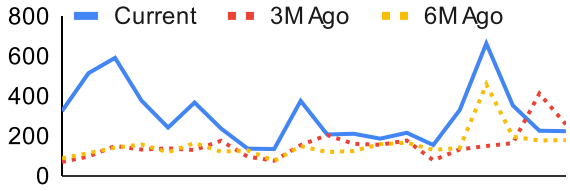
Category Performance

Category	7d	30d	90d	180d	365d	Ecosystem	7d	30d	90d	180d	365d
Other DeFi	-23%	-4%	29%	30%	9%	Tron	-11%	-19%	19%	66%	78%
Lending	-20%	-14%	1%	28%	36%	Solana	-27%	-28%	3%	1%	2%
Currency	-22%	-19%	66%	74%	80%	Avalanche	-27%	-30%	-1%	18%	-1%
CEXs	-25%	-19%	16%	37%	63%	Ethereum	-29%	-36%	4%	25%	-14%
Privacy	-21%	-29%	5%	6%	4%	Polygon	-26%	-37%	-14%	-4%	-29%
Meme	-26%	-31%	-6%	41%	108%	Polkadot	-25%	-37%	-13%	-6%	-28%
Smart Contract	-22%	-32%	4%	15%	-6%	Cosmos	-22%	-39%	-19%	-22%	-33%
Scaling	-25%	-34%	-13%	-3%	-43%	BSC	-25%	-40%	-33%	-25%	-35%
IoT/Data/Comp.	-30%	-37%	-15%	-11%	-33%						
DEX	-30%	-39%	-12%	9%	-7%						
Gaming/Entertai	-29%	-42%	-6%	-2%	-36%						

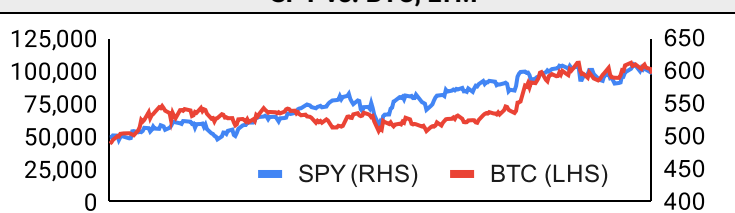
DeFi


Trading Volume

Aggregate Volumes by Product, \$b					Top Derivatives Exchanges, \$m and bps					Top Spot Exchanges, \$m		
Product	1d	7d	30d	O/I	Exchange	1d Vol	O/I	Mkr	Tkr	Exchange	Mkts	1d Vol
Spot	62	588.22	2290	n/a	#VALUE!	63,362	23,527	2.0	0.0	Binance	1,784	21,420
Perpetuals	196	2,010	7,840	1,140	#VALUE!	25,892	16,181	2.0	0.0	Bybit	1,135	7,564
Futures	0	3	12	1	#VALUE!	25,609	15,400	2.0	0.0	Coinbase	421	3,886
Options	0	1	2	n/a	#VALUE!	24,004	6,815	2.0	0.0	OKX	887	3,354

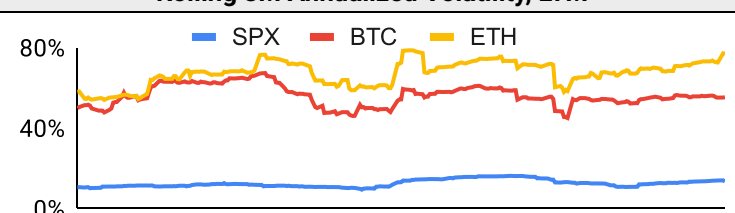
Daily Spot Volume, Top 100 Tokens Last 20d, \$b				Top Volume, 1d, \$m		Top Volume, %20d Avg		Low Volume, %20d Avg	
				USDT	101,126	OM	128%	TRUMP	4%
				BTC	48,566	ONDO	116%	XCN	22%
				ETH	30,759	RETH	109%	JUP	29%
				USDC	9,207	XMR	102%	BONK	33%
				XRP	7,531	DAI	101%	OKB	38%

Traditional Finance

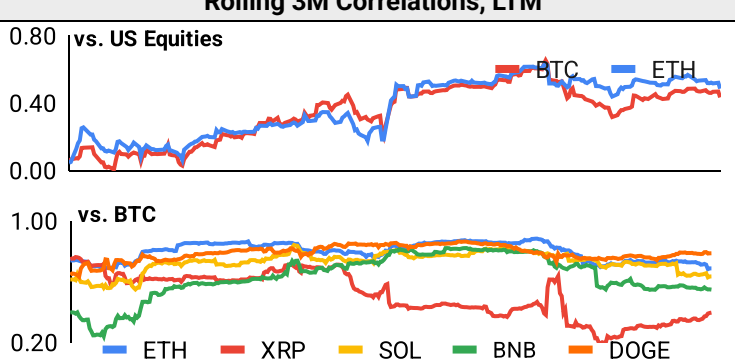
Global Equity Markets							SPY vs. BTC, LTM				
	US	USGrwth	UK	Germany	Japan	HK					
1D	1%	1%	1%	1%	1%	1%					
7D	0%	1%	2%	0%	0%	0%					
90D	2%	4%	3%	8%	-2%	-8%					
365D	22%	22%	3%	18%	3%	5%					

10-Year Treasury Yields							Commodities & FX					
	US	Brazil	UK	Germany	Japan	HK	Last	WTI	Gas	Gold	USD/EUR	USD/JPY
Last	4.44%	14.74%	4.53%	2.37%	1.28%	3.59%	Last	70.5	3.40	0	0.96	151.4
1d Chg	0.02	0.15	0.05	-0.01	0.02	-0.06	1d % Chg	-0.7%	1.1%	57.9%	0.2%	-0.8%

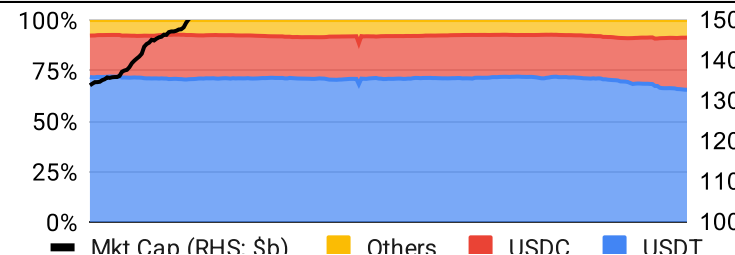
Volatility

Annualized Volatility							Rolling 3M Annualized Volatility, LTM			
	BTC	ETH	XRP	SOL	BNB	DOGE				
30D	43%	66%	108%	104%	43%	100%				
90D	50%	69%	135%	87%	56%	123%				
180D	47%	64%	103%	77%	49%	104%				
365D	53%	66%	89%	84%	59%	106%				


Correlations

Intra-Crypto Correlations, LTM							Rolling 3M Correlations, LTM				
	BTC	ETH	XRP	SOL	BNB	DOGE					
BTC											
ETH	0.80										
XRP	0.44	0.44									
SOL	0.72	0.66	0.40								
BNB	0.65	0.64	0.32	0.59							
DOGE	0.79	0.68	0.46	0.62	0.52						

Stablecoins

Stablecoin Market Size and Volume, \$m					Stablecoin Dominance (LHS) & Market Cap \$b (RHS), LTM	
Ticker	Price	1d Vol	20d Avg Vol	Market Cap		
USDT	1.00	101,126	136,791	141,236		
USDC	1.00	9,207	13,326	55,726		
USDe	1.00	54	118	6,051		
DAI	1.00	243	240	5,366		
FDUSD				1,841		
USDO	1.00			1,165		

Ethereum Mainnet & Layer 2s

Mainnet & Layer 2 Transactions (m/day) and L2 TVL (\$m)					Transactions (m/day), Rolling 90-Day Average, LTM						
Network	1d	30d Avg	TVL	Tech Type							
Base	7.5	302.8		Optimistic Rollup							
Taiko	2.2	71.3		Optimistic Rollup							
Arbitrum One	2.1	61.1		Optimistic Rollup							
World Chain	1.5	49.3									
Ethereum	1.2	37.1	-	mainnet							
OP Mainnet	0.9	26.2		Optimistic Rollup							
Lisk	0.7	16.2		Optimistic Rollup							
Blast	0.4	11.0		Optimistic Rollup							
Soneium	0.8	8.5									
Mint	0.3	7.8		Optimistic Rollup							
					Layer 2 Token Performance & Market Cap (\$b)						
											0.581
					24h Return						
					Market Cap	0.0	-0.1	-0.1	-0.1	-0.1	-0.1

NFTs and DAOs

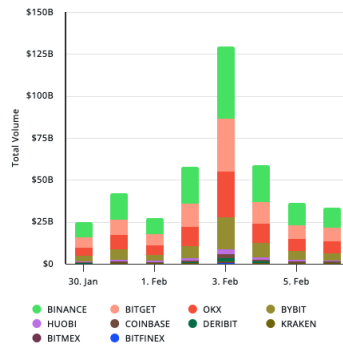
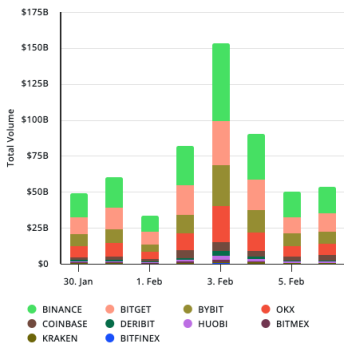
NFT Collection Stats (\$; Volume, MC in \$m)						DAO Treasury Amount (\$m) and Composition					
Collection	Floor	% Listed	3M Ret.	3M Vol	Market Cap	DAO	Treasury	Stables	BTC/ETH	Own Tokens	Other
CryptoPunks	99,483	41%	32%	119,109	995	Uniswap	3,600	0%	0%	100%	0%
Bored Ape Yacht C	34,923	54%	13%	105,205	349	Mantle	3,571	1%	4%	93%	2%
Pudgy Penguins	27,063	56%	12%	450,025	241	Optimism	2,079	0%	0%	100%	0%
Autoglyphs	283,159	34%	-1%	2,445	145	ENS	1,862	1%	7%	91%	1%
Milady Maker	12,001	53%	-8%	76,221	120	Arbitrum	1,308	0%	1%	99%	0%
Mutant Ape Yacht	5,866	60%	11%	62,728	114	Ethereum	733	0%	100%	0%	0%
Chromie Squiggle	11,272	28%	33%	3,913	113	Golem	354	0%	91%	9%	0%
Doodles	10,467	39%	187%	85,785	105	Gnosis	306	9%	4%	53%	34%
Mad Lads	8,942	62%	47%	29,465	89	Lido	298	8%	31%	60%	1%
Space Doodles	15,900	23%	191%	1,471	89	AAVE	261	22%	5%	65%	9%

Crypto News

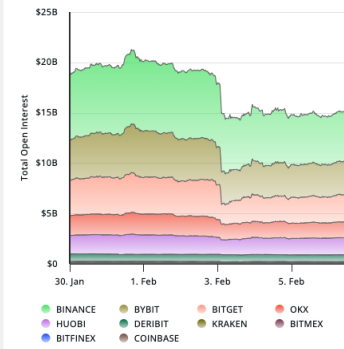
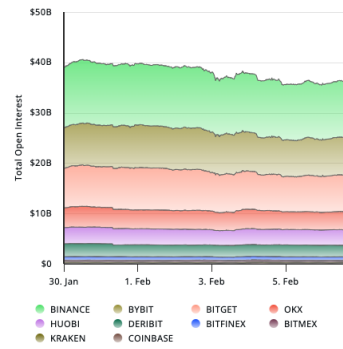
- [Mining Giant Foundry Supercharges Bitcoin Layer-2 Rootstock's Security - CoinDesk](#)
- [Trump Media files to trademark investment products targeting bitcoin, US industries - Reuters](#)
- [Trump's stablecoin plan has little to do with the digital euro - Ledger Insights](#)
- [MicroStrategy raised another \\$600 million from equity sales to buy bitcoin - MarketWatch](#)
- [Judge warned FDIC of sanctions in contentious Coinbase crypto hearing - Axios](#)
- [Dogecoin, XRP and Cardano Down 26% as Bitcoin Sinks Again - Decrypt](#)
- [Berachain mainnet debuts as BERA token hits \\$1B market cap - Blockworks](#)
- [SEC's Peirce points to priorities, asks for patience - Blockworks](#)
- [The view from Capitol Hill - Blockworks](#)

Crypto Futures

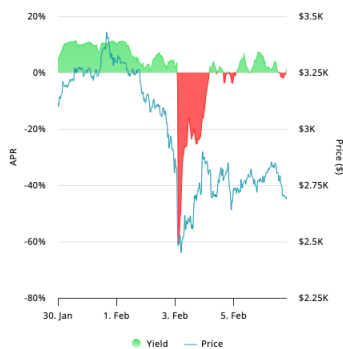
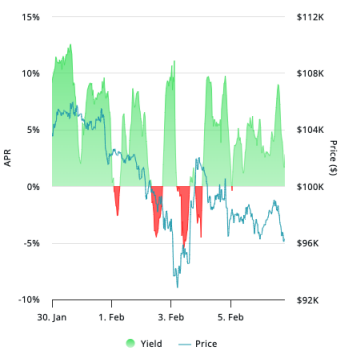
Futures Volume (BTC LHS ; ETH RHS), 1d



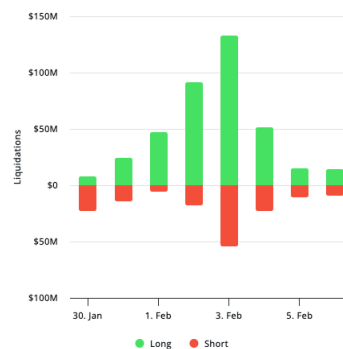
Futures Open Interest (BTC LHS ; ETH RHS)



OI Weighted Funding Rate (BTC LHS ; ETH RHS), 1d

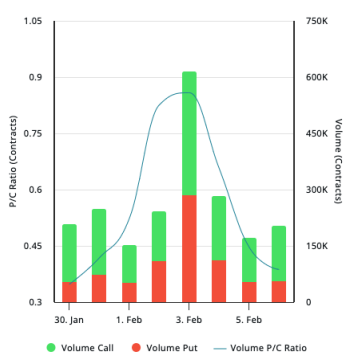
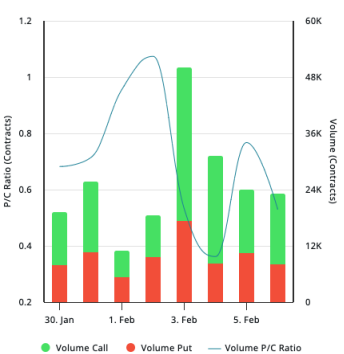


Liquidations (BTC LHS ; ETH RHS), 1d

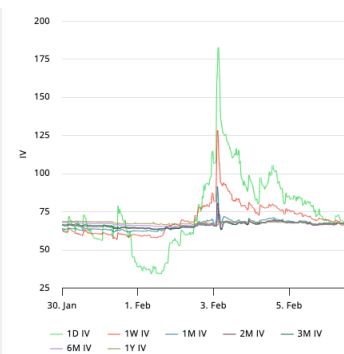
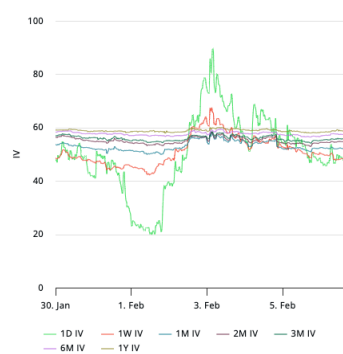


Crypto Options

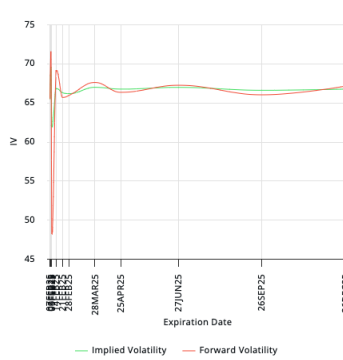
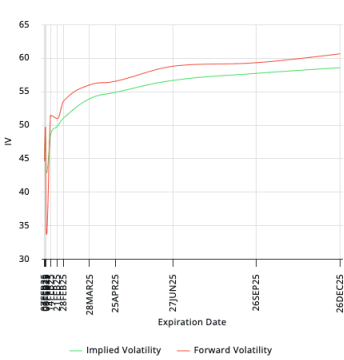
Options Volume & Put/Call Ratio (BTC LHS ; ETH RHS), 1d



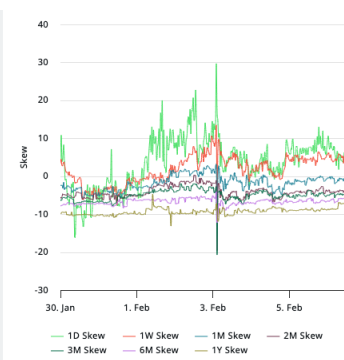
ATM Implied Volatility (BTC LHS ; ETH RHS)



ATM Implied Vol Term Structure (BTC LHS ; ETH RHS)



25 Delta Skew (BTC LHS ; ETH RHS)



About GSR

GSR has over a decade of extensive experience in the crypto market, serving as a trusted liquidity provider and active, multi-stage investor. Our suite of services includes OTC Trading, Derivatives, and Market Making. GSR is actively involved in every major sector of the digital asset ecosystem, working with token issuers, institutional investors, miners, and leading trading venues.

For more information or if we can help with anything, please see gsr.io or contact us at gsr@gsr.io.

Follow GSR for more content: [Twitter](#) [Telegram](#) [LinkedIn](#)

Authors

Brian Rudick, Senior Strategist	Twitter	Telegram
Carlos Guzman, Research Analyst	Twitter	Telegram
Toe Bautista, Research Analyst	Twitter	Telegram

Required Disclosures

This material is provided by GSR (the "Firm") solely for informational purposes. It is not intended to be advice or a recommendation to buy, sell or hold any investment mentioned. Investors should form their own views in relation to any proposed investment.

It is intended only for sophisticated, institutional investors and does not constitute an offer or commitment, a solicitation of an offer or commitment, or any advice or recommendation, to enter into or conclude any transaction (whether on the terms shown or otherwise), or to provide investment services in any state or country where such an offer or solicitation or provision would be illegal. The Firm is not and does not act as an advisor or fiduciary in providing this material.

This material is not an independent research report, and has not been prepared in accordance with any legal requirements by any regulator (including the FCA, FINRA or CFTC) designed to promote the independence of investment research.

This material is not independent of the Firm's proprietary interests, which may conflict with the interests of any counterparty of the Firm. The Firm may trade investments discussed in this material for its own account, may trade contrary to the views expressed in this material, and may have positions in other related instruments. The Firm is not subject to any prohibition on dealing ahead of the dissemination of this material.

Information contained herein is based on sources considered to be reliable, but is not guaranteed to be accurate or complete.

Any opinions or estimates expressed herein reflect a judgment made by the author(s) as of the date of publication, and are subject to change without notice. The Firm does not plan to update this information.

Trading and investing in digital assets involves significant risks including price volatility and illiquidity and may not be suitable for all investors. The Firm is not liable whatsoever for any direct or consequential loss arising from the use of this material.

Copyright of this material belongs to GSR. Neither this material nor any copy thereof may be taken, reproduced or redistributed, directly or indirectly, without prior written permission of GSR.

Please see [here](#) for additional Regulatory Legal Notices relevant to US, UK and Singapore

Notes & Sources

All options data is based on Deribit and derivatives graphics are from Laevidas. Market returns are based on price returns for the following ETFs: VOO, QQQ, EWU, EWG, EWJ, and EWH. Onchain volumes are not considered and thus certain token volumes may be understated (e.g., stETH).

CoinGecko	Santiment	DefiLlama	CoinMarketCap	Laevidas
L2Beat	Google Finance	TradingView	Deribit	WorldCoinIndex
Cryptorank	Investing.com	NFT Price Floor	CryptoSlate	