


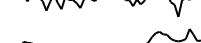








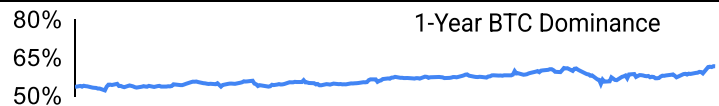
**Crypto Leaderboard**

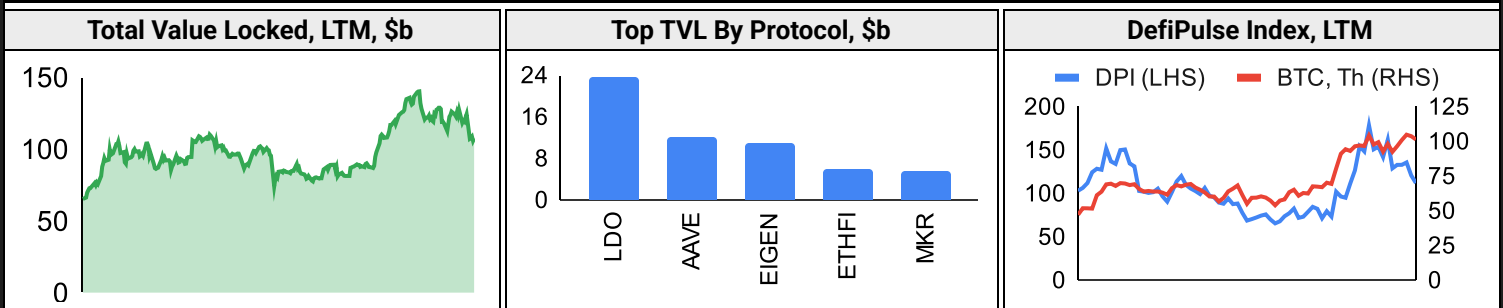
Rank	Name	Ticker	Price	24h	7d	30d	24h Vol \$m	MC \$m	1-Year Chart
1	Bitcoin	BTC	\$97,452	1%	-5%	2%	45,765	1,931,598	
2	Ethereum	ETH	\$2,672	-2%	-19%	-20%	28,286	322,319	
3	XRP Ledger	XRP	\$2.47	6%	-18%	4%	7,670	142,982	
4	Tether	USDT	\$1.00	0%	0%	0%	91,182	141,398	
5	Solana	SOL	\$197	3%	-15%	0%	5,381	96,328	
6	BNB	BNB	\$584	1%	-14%	-16%	558	85,143	
7	USD Coin	USDC	\$1.00	0%	0%	0%	11,207	56,199	
8	Dogecoin	DOGE	\$0.25	2%	-23%	-26%	1,924	37,381	
9	Cardano	ADA	\$0.72	2%	-23%	-24%	847	25,982	
10	Lido stETH	STETH	\$2,669	-2%	-19%	-20%	107	25,148	

**Top & Bottom Performers - Top 100 Tokens**

24h		7 Days		30 Days		90 Days		365 Days	
FLR	19%	OM	15%	XCN	934%	XCN	1803%	OM	2611%
XRP	6%	LEO	1%	OM	53%	BGB	424%	XCN	2006%
XLM	6%	USDT	0%	DEXE	37%	HBAR	357%	BGB	950%
INJ	6%	DAI	0%	KCS	19%	XRP	343%	PEPE	888%
JUP	-3%	STX	-32%	ARB	-44%	FET	-47%	OP	-68%
MNT	-3%	ENA	-33%	PEPE	-47%	STX	-48%	TRUMP	-75%
XMR	-6%	SEI	-33%	ENA	-47%	SEI	-51%	ARB	-76%
LDO	-7%	TRUMP	-36%	TRUMP	-80%	TRUMP	-67%	TIA	-85%

**Category Performance**

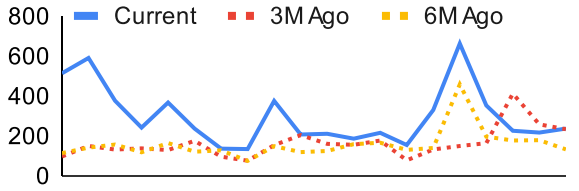
Category	7d	30d	90d	180d	365d	Ecosystem	7d	30d	90d	180d	365d
Other DeFi	-24%	-3%	23%	32%	10%	Tron	-10%	-16%	19%	72%	83%
Lending	-18%	-9%	-5%	36%	38%	Solana	-21%	-25%	2%	11%	4%
Currency	-16%	-13%	74%	94%	89%	Avalanche	-25%	-26%	-4%	28%	2%
CEXs	-24%	-17%	12%	40%	64%	Ethereum	-29%	-32%	3%	33%	-12%
Privacy	-20%	-27%	3%	10%	5%	Polygon	-24%	-32%	-16%	4%	-27%
Meme	-25%	-27%	-11%	52%	115%	Cosmos	-22%	-33%	-19%	-15%	-32%
Smart Contract	-21%	-28%	4%	26%	-4%	Polkadot	-22%	-34%	-13%	3%	-26%
Scaling	-24%	-30%	-16%	4%	-43%	BSC	-21%	-35%	-33%	-18%	-34%
IoT/Data/Comp.	-27%	-32%	-14%	-1%	-30%						
DEX	-27%	-34%	-13%	20%	-4%						
Gaming/Entertai	-26%	-38%	-7%	9%	-33%						

**DeFi**


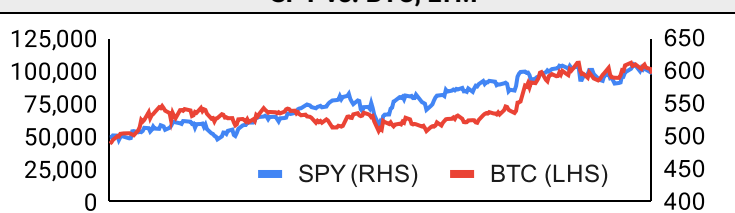
**Trading Volume**

Aggregate Volumes by Product, \$b					Top Derivatives Exchanges, \$m and bps				Top Spot Exchanges, \$m			
Product	1d	7d	30d	O/I	Exchange	1d Vol	O/I	Mkr	Tkr	Exchange	Mkts	1d Vol
Spot	66	602.88	2320	n/a	Binance	70,145	23,830	2.0	4.0	Binance	1,782	22,450
Perpetuals	226	2,040	7,940	1,080	Bybit	29,699	16,268	2.0	5.5	Bybit	1,135	7,896
Futures	0	3	12	1	Bitget	29,237	15,648	2.0	6.0	Coinbase	421	4,256
Options	0	0	2	n/a	OKX	27,336	6,927	2.0	5.0	OKX	889	3,472

Daily Spot Volume, Top 100 Tokens Last 20d, \$b				Top Volume, 1d, \$m		Top Volume, %20d Avg		Low Volume, %20d Avg	
				USDT	105,979	FLR	169%	TRUMP	6%
				BTC	54,710	OM	150%	RETH	19%
				ETH	28,251	ONDO	127%	JUP	32%
				USDC	9,707	BGB	112%	XCN	34%
				XRP	8,996	APT	100%	BONK	36%

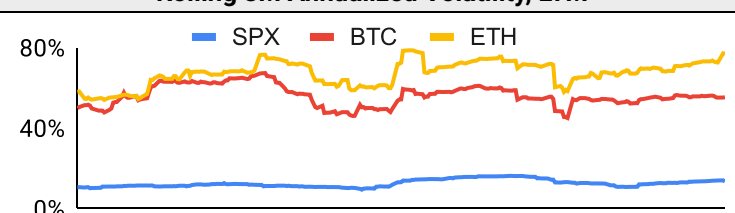
**Traditional Finance**

Global Equity Markets							SPY vs. BTC, LTM				
	US	USGrwth	UK	Germany	Japan	HK					
1D	1%	1%	1%	1%	1%	1%					
7D	0%	1%	2%	0%	0%	0%					
90D	2%	4%	3%	8%	-2%	-8%					
365D	22%	22%	3%	18%	3%	5%					

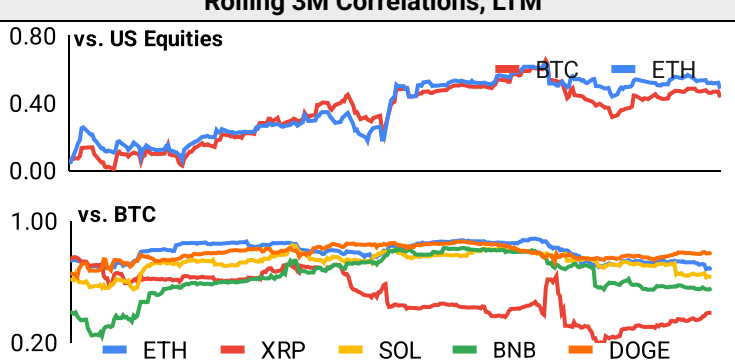
  

10-Year Treasury Yields							Commodities & FX					
	US	Brazil	UK	Germany	Japan	HK		WTI	Gas	Gold	USD/EUR	USD/JPY
Last	4.48%	14.67%	4.53%	2.36%	1.30%	3.61%	Last	71.0	3.32	+0.01%	0.97	151.3
1d Chg	0.04	-0.14	0.05	-0.02	-0.01	-0.06	1d % Chg	0.5%	-2.7%	57.9%	0.5%	-0.1%

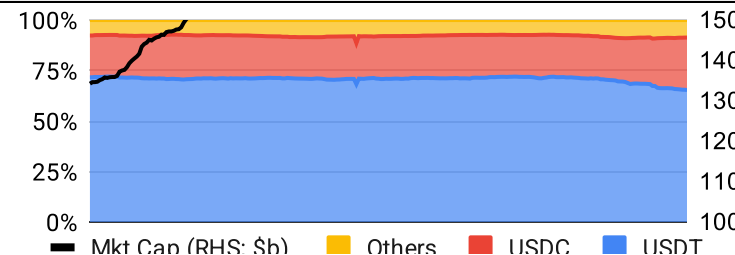
**Volatility**

Annualized Volatility							Rolling 3M Annualized Volatility, LTM			
	BTC	ETH	XRP	SOL	BNB	DOGE				
30D	42%	66%	109%	105%	43%	100%				
90D	50%	68%	136%	88%	56%	122%				
180D	47%	64%	103%	77%	49%	104%				
365D	53%	66%	89%	84%	59%	106%				

**Correlations**

Intra-Crypto Correlations, LTM							Rolling 3M Correlations, LTM				
	BTC	ETH	XRP	SOL	BNB	DOGE					
BTC											
ETH	0.80										
XRP	0.44	0.44									
SOL	0.72	0.66	0.40								
BNB	0.65	0.64	0.33	0.59							
DOGE	0.79	0.68	0.46	0.62	0.52						

## Stablecoins

Stablecoin Market Size and Volume, \$m					Stablecoin Dominance (LHS) & Market Cap \$b (RHS), LTM	
Ticker	Price	1d Vol	20d Avg Vol	Market Cap		
USDT	1.00	105,979	134,852	141,442		
USDC	1.00	9,707	12,808	56,208		
USDe	1.00	63	113	6,052		
DAI	1.00	222	245	5,365		
FDUSD				1,822		
USDO	1.00			1,164		

## Ethereum Mainnet & Layer 2s

Mainnet & Layer 2 Transactions (m/day) and L2 TVL (\$m)					Transactions (m/day), Rolling 90-Day Average, LTM					
Network	1d	30d Avg	TVL	Tech Type						
Base	8.0	299.5		Optimistic Rollup						
Taiko	2.3	71.5		Optimistic Rollup						
Arbitrum One	1.9	61.2		Optimistic Rollup						
World Chain	1.4	49.1								
Ethereum	1.3	37.2	-	mainnet						
OP Mainnet	0.9	26.3		Optimistic Rollup						
Lisk	0.6	16.3		Optimistic Rollup						
Blast	0.4	11.0		Optimistic Rollup						
Soneium	0.9	9.4								
Mint	0.3	7.8		Optimistic Rollup						

Layer 2 Token Performance & Market Cap (\$b)					
24h Return					0.578
Market Cap	0.0	0.0	0.0	0.0	0.0

## NFTs and DAOs

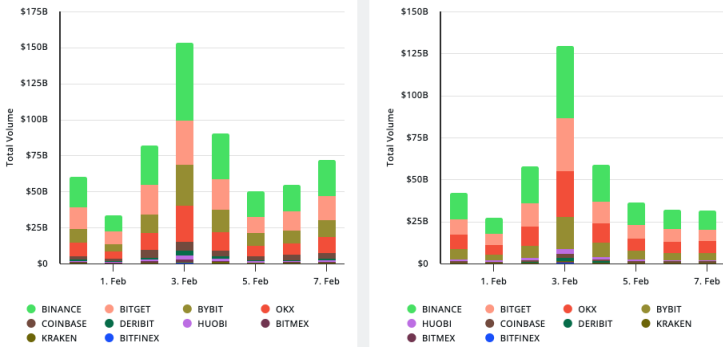
NFT Collection Stats (\$; Volume, MC in \$m)						DAO Treasury Amount (\$m) and Composition					
Collection	Floor	% Listed	3M Ret.	3M Vol	Market Cap	DAO	Treasury	Stables	BTC/ETH	Own Tokens	Other
CryptoPunks	93,492	41%	20%	118,843	935	Uniswap	3,683	0%	0%	100%	0%
Bored Ape Yacht C	33,830	54%	6%	105,171	338	Mantle	3,485	1%	4%	93%	2%
Pudgy Penguins	27,684	56%	14%	450,974	246	Optimism	2,083	0%	0%	100%	0%
Autoglyphs	283,084	34%	-4%	2,445	145	ENS	1,876	1%	7%	91%	1%
Milady Maker	11,478	53%	-14%	77,131	115	Arbitrum	1,295	0%	1%	99%	0%
Chromie Squiggle	11,269	28%	30%	3,916	113	Ethereum	723	0%	100%	0%	0%
Mutant Ape Yacht	5,765	60%	4%	62,445	112	Golem	356	0%	90%	10%	0%
Doodles	9,699	39%	167%	86,122	97	Gnosis	305	9%	4%	54%	33%
Mad Lads	9,705	62%	59%	29,478	97	Lido	289	8%	32%	59%	1%
Azuki	15,900	41%	-41%	280,772	86	Olympus	252	69%	0%	30%	0%

## Crypto News

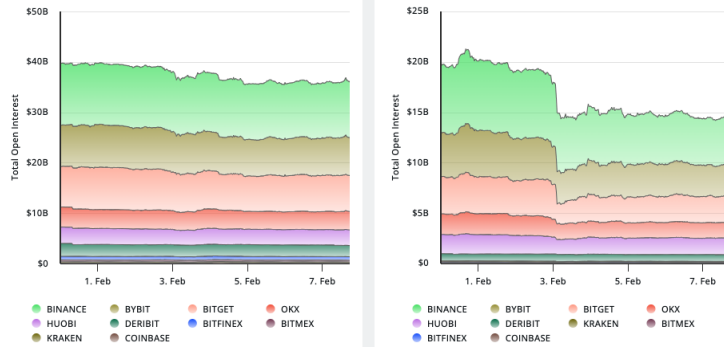
- [Bitcoin Price \(BTC\) Moves on January U.S. Jobs Numbers - CoinDesk](#)
- [The US economy added 143,000 jobs to start 2025 - CNN](#)
- [Texas wants Bitcoin reserves before the Fed. Blockchain leader says - Yahoo Finance](#)
- [Feds will soon loosen tough stance on digital assets as Trump embraces crypto - New York Post](#)
- [Will Elon Musk put U.S Treasury on blockchain? Here's what he and his interns are proposing - The Economic Times](#)
- [Bank of Papua New Guinea pilots central bank digital currency in Port Moresby - NFC World](#)
- [Berachain mainnet debuts as BERA token hits \\$1B market cap - Blockworks](#)
- [U.S. Regulator Pursuing Tokenization Pilot to Tap Stablecoins as Collateral - CoinDesk](#)
- [Bitcoin Tops \\$100K After U.S. Added Fewer Than Forecast Jobs in January - CoinDesk](#)

## Crypto Futures

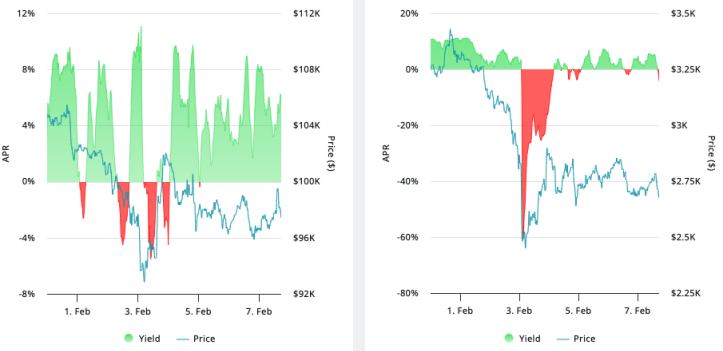
### Futures Volume (BTC LHS ; ETH RHS), 1d



### Futures Open Interest (BTC LHS ; ETH RHS)



### OI Weighted Funding Rate (BTC LHS ; ETH RHS), 1d

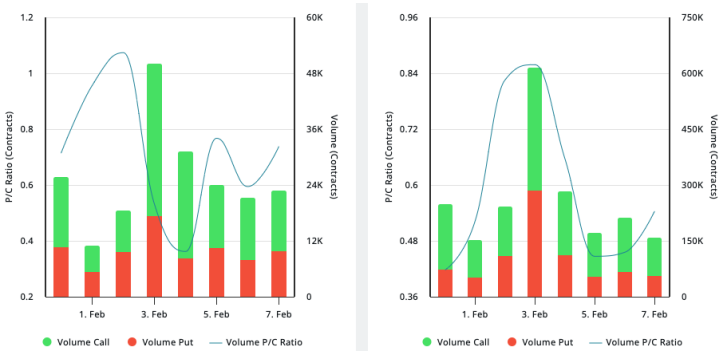


### Liquidations (BTC LHS ; ETH RHS), 1d



## Crypto Options

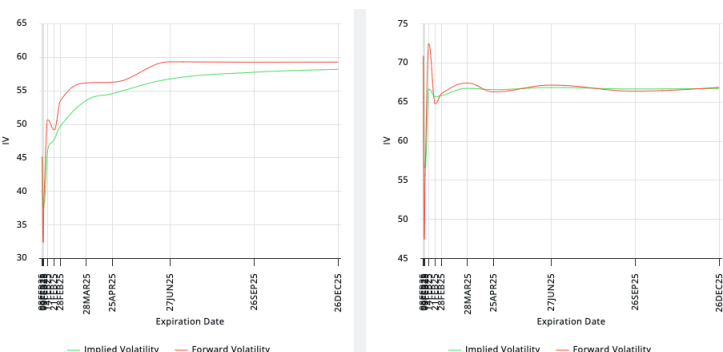
### Options Volume & Put/Call Ratio (BTC LHS ; ETH RHS), 1d



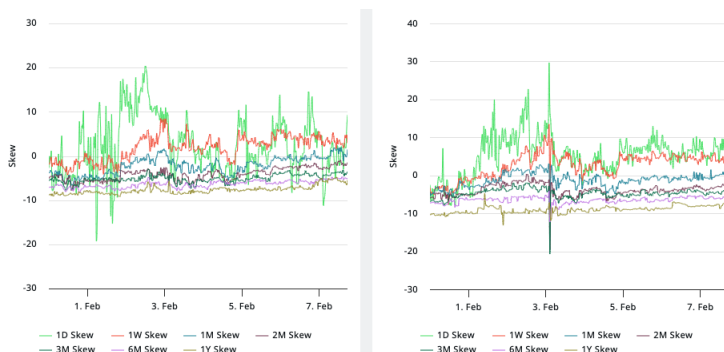
### ATM Implied Volatility (BTC LHS ; ETH RHS)



### ATM Implied Vol Term Structure (BTC LHS ; ETH RHS)



### 25 Delta Skew (BTC LHS ; ETH RHS)



**About GSR**

GSR has over a decade of extensive experience in the crypto market, serving as a trusted liquidity provider and active, multi-stage investor. Our suite of services includes OTC Trading, Derivatives, and Market Making. GSR is actively involved in every major sector of the digital asset ecosystem, working with token issuers, institutional investors, miners, and leading trading venues.

For more information or if we can help with anything, please see [gsr.io](https://gsr.io) or contact us at [gsr@gsr.io](mailto:gsr@gsr.io).

Follow GSR for more content: [Twitter](#) [Telegram](#) [LinkedIn](#)

**Authors**

Brian Rudick, Senior Strategist	<a href="#">Twitter</a>	<a href="#">Telegram</a>
Carlos Guzman, Research Analyst	<a href="#">Twitter</a>	<a href="#">Telegram</a>
Toe Bautista, Research Analyst	<a href="#">Twitter</a>	<a href="#">Telegram</a>

**Required Disclosures**

This material is provided by GSR (the "Firm") solely for informational purposes. It is not intended to be advice or a recommendation to buy, sell or hold any investment mentioned. Investors should form their own views in relation to any proposed investment.

It is intended only for sophisticated, institutional investors and does not constitute an offer or commitment, a solicitation of an offer or commitment, or any advice or recommendation, to enter into or conclude any transaction (whether on the terms shown or otherwise), or to provide investment services in any state or country where such an offer or solicitation or provision would be illegal. The Firm is not and does not act as an advisor or fiduciary in providing this material.

This material is not an independent research report, and has not been prepared in accordance with any legal requirements by any regulator (including the FCA, FINRA or CFTC) designed to promote the independence of investment research.

This material is not independent of the Firm's proprietary interests, which may conflict with the interests of any counterparty of the Firm. The Firm may trade investments discussed in this material for its own account, may trade contrary to the views expressed in this material, and may have positions in other related instruments. The Firm is not subject to any prohibition on dealing ahead of the dissemination of this material.

Information contained herein is based on sources considered to be reliable, but is not guaranteed to be accurate or complete.

Any opinions or estimates expressed herein reflect a judgment made by the author(s) as of the date of publication, and are subject to change without notice. The Firm does not plan to update this information.

Trading and investing in digital assets involves significant risks including price volatility and illiquidity and may not be suitable for all investors. The Firm is not liable whatsoever for any direct or consequential loss arising from the use of this material.

Copyright of this material belongs to GSR. Neither this material nor any copy thereof may be taken, reproduced or redistributed, directly or indirectly, without prior written permission of GSR.

Please see [here](#) for additional Regulatory Legal Notices relevant to US, UK and Singapore

**Notes & Sources**

All options data is based on Deribit and derivatives graphics are from Laevidas. Market returns are based on price returns for the following ETFs: VOO, QQQ, EWU, EWG, EWJ, and EWH. Onchain volumes are not considered and thus certain token volumes may be understated (e.g., stETH).

CoinGecko	Santiment	DefiLlama	CoinMarketCap	Laevidas
L2Beat	Google Finance	TradingView	Deribit	WorldCoinIndex
Cryptorank	Investing.com	NFT Price Floor	CryptoSlate	