











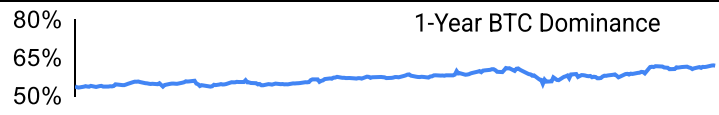
Crypto Leaderboard

Rank	Name	Ticker	Price	24h	7d	30d	24h Vol \$m	MC \$m	1-Year Chart
1	Bitcoin	BTC	\$81,849	1%	-10%	-16%	44,303	1,623,554	
2	Ethereum	ETH	\$1,872	-2%	-16%	-29%	25,985	225,566	
3	Tether	USDT	\$1.00	0%	0%	0%	41,613	143,145	
4	XRP Ledger	XRP	\$2.2	5%	-12%	-9%	5,759	127,893	
5	BNB	BNB	\$556	2%	-7%	-10%	1,110	81,077	
6	Solana	SOL	\$124	0%	-15%	-38%	4,895	63,301	
7	USD Coin	USDC	\$1.00	0%	0%	0%	13,379	58,118	
8	Cardano	ADA	\$0.73	1%	-25%	2%	1,327	26,112	
9	Dogecoin	DOGE	\$0.17	3%	-19%	-35%	1,790	24,729	
10	TRON	TRX	\$0.22	0%	-9%	-9%	984	21,157	

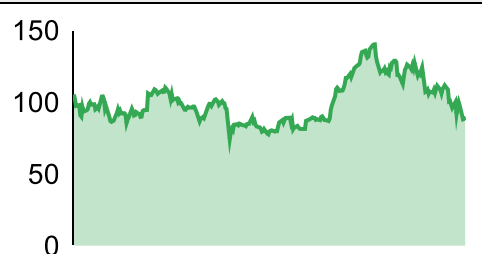
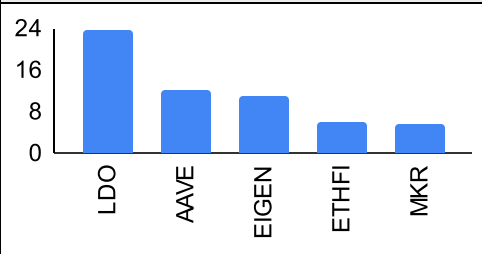
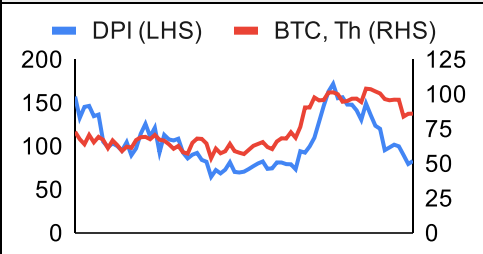
Top & Bottom Performers - Top 100 Tokens

24h		7 Days		30 Days		90 Days		365 Days	
PI	21%	ENA	7%	MKR	14%	DEXE	76%	OM	1800%
TIA	19%	TIA	5%	PI	12%	GT	60%	BGB	364%
IP	17%	XAUT	1%	TIA	10%	OM	58%	WBT	237%
PEPE	10%	PI	0%	BCH	7%	BGB	32%	XRP	221%
ENA	-5%	LDO	-24%	FET	-39%	BONK	-73%	INJ	-82%
HYPE	-6%	FET	-24%	TRUMP	-39%	IMX	-73%	FET	-83%
APT	-6%	ONDO	-25%	BONK	-41%	STX	-73%	ARB	-83%
MOVE	-7%	ADA	-25%	LDO	-43%	FET	-74%	IMX	-85%

Category Performance

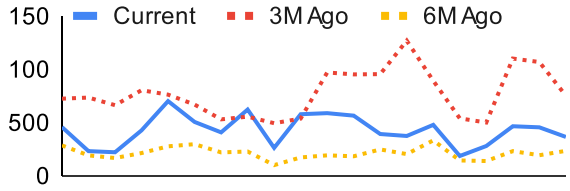
Category	7d	30d	90d	180d	365d	Ecosystem	7d	30d	90d	180d	365d
CEXs	41%	0%	-27%	17%	0%	Tron	-9%	-14%	-33%	7%	12%
Privacy	-9%	-14%	-45%	0%	-38%	BSC	-13%	-19%	-59%	-36%	-65%
Currency	-12%	-15%	-35%	60%	13%	Ethereum	-16%	-25%	-63%	-12%	-57%
Lending	-16%	-18%	-47%	-10%	-37%	Avalanche	-16%	-25%	-58%	-17%	-55%
Smart Contract	-14%	-21%	-54%	-4%	-51%	Polygon	-16%	-26%	-62%	-28%	-68%
Other DeFi	-14%	-24%	-13%	37%	-35%	Polkadot	-17%	-28%	-61%	-31%	-69%
DEX	-15%	-27%	-65%	-21%	-64%	Cosmos	-12%	-28%	-61%	-31%	-73%
Gaming/Entertai	-11%	-27%	-63%	-25%	-75%	Solana	-14%	-31%	-60%	-27%	-62%
IoT/Data/Comp.	-16%	-27%	-64%	-32%	-71%						
Scaling	-14%	-28%	-63%	-28%	-76%						
Meme	-14%	-30%	-62%	3%	-53%						

DeFi

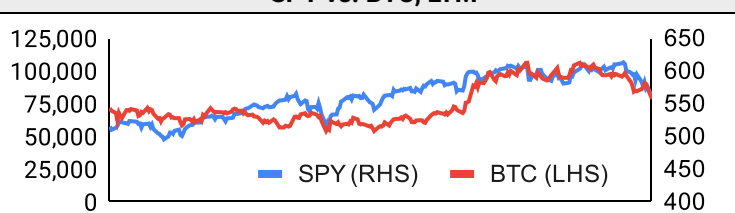
Total Value Locked, LTM, \$b	Top TVL By Protocol, \$b	DefiPulse Index, LTM
		

Trading Volume

Aggregate Volumes by Product, \$b					Top Derivatives Exchanges, \$m and bps				Top Spot Exchanges, \$m			
Product	1d	7d	30d	O/I	Exchange	1d Vol	O/I	Mkr	Tkr	Exchange	Mkts	1d Vol
Spot	52	376.1	1490	n/a	Binance	78,847	19,566	2.0	4.0	Binance	1,833	22,835
Perpetuals	241	1,990	6,900	802	Bybit	30,333	11,301	2.0	5.5	Bybit	1,196	3,177
Futures	0	2	7	1	OKX	32,618	5,911	2.0	5.0	Coinbase	430	4,171
Options	0	1	2	n/a	Bitget	27,333	11,737	2.0	6.0	OKX	955	3,916

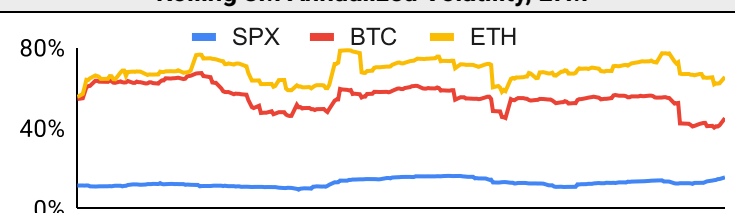
Daily Spot Volume, Top 100 Tokens Last 20d, \$b				Top Volume, 1d, \$m		Top Volume, %20d Avg		Low Volume, %20d Avg	
				USDT	84,691	KAS	170%	RSETH	7%
				#N/A	#N/A	WBT	142%	WEETH	13%
				USDC	11,853	RETH	140%	METH	35%
				XRP	6,872	GT	136%	OM	39%
				FDUSD	6,713	MNT	131%	JUP	46%

Traditional Finance

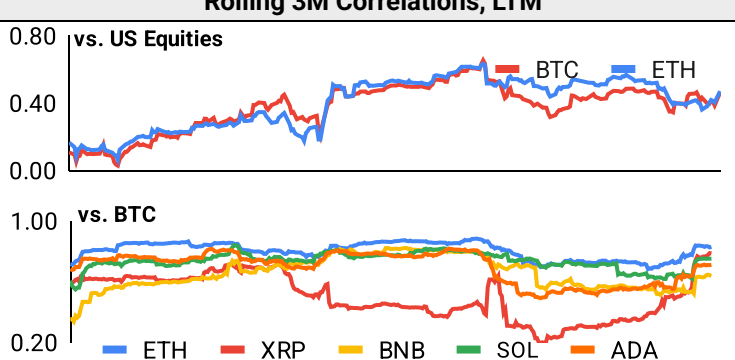
Global Equity Markets							SPY vs. BTC, LTM	
	US	USGrwth	UK	Germany	Japan	HK		
1D	-3%	-4%	-1%	-3%	-2%	-2%	650	550
7D	-4%	-5%	-1%	2%	-1%	4%	600	500
90D	-7%	-9%	-9%	14%	-2%	1%	550	450
365D	10%	8%	10%	22%	-4%	11%	500	400

10-Year Treasury Yields							Commodities & FX				
	US	Brazil	UK	Germany	Japan	HK	WTI	Gas	Gold	USD/EUR	USD/JPY
Last	4.31%	14.79%	4.78%	2.88%	1.51%	3.47%	67.7	4.12	0	0.92	148.3
1d Chg	0.02	0.14	0.05	-0.01	-0.01	-0.06	2.1%	-7.5%	48.3%	0.1%	0.3%

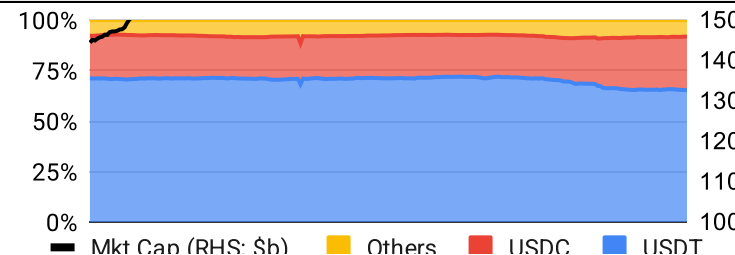
Volatility

Annualized Volatility							Rolling 3M Annualized Volatility, LTM					
	BTC	ETH	XRP	BNB	SOL	ADA						
30D	67%	102%	164%	67%	142%	286%	80%	40%	0%			
90D	52%	77%	119%	54%	110%	180%						
180D	50%	72%	120%	53%	93%	149%						
365D	53%	71%	97%	58%	91%	116%						

Correlations

Intra-Crypto Correlations, LTM							Rolling 3M Correlations, LTM					
	BTC	ETH	XRP	BNB	SOL	ADA						
BTC							0.80	vs. US Equities				
ETH	0.82							vs. BTC				
XRP	0.51	0.51										
BNB	0.68	0.67	0.38									
SOL	0.75	0.70	0.51	0.60								
ADA	0.63	0.65	0.69	0.49	0.65							

Stablecoins

Stablecoin Market Size and Volume, \$m					Stablecoin Dominance (LHS) & Market Cap \$b (RHS), LTM	
Ticker	Price	1d Vol	20d Avg Vol	Market Cap		
USDT	1.00	84,691	100,729	143,174		
USDC	1.00	11,853	10,789	58,136		
USDe	1.00	94	123	5,451		
DAI	1.00	116	189	5,365		
FDUSD				2,075		
USDO	1.00			978		

Ethereum Mainnet & Layer 2s

Mainnet & Layer 2 Transactions (m/day) and L2 TVL (\$m)					Transactions (m/day), Rolling 90-Day Average, LTM																													
Network	1d	30d Avg	TVL	Tech Type																														
Base	7.6	222.6		Optimistic Rollup	<table border="1"> <thead> <tr> <th colspan="6">Layer 2 Token Performance & Market Cap (\$b)</th> </tr> <tr> <th></th> <th>MNT</th> <th>ARB</th> <th>OP</th> <th>MOVE</th> <th>STX</th> </tr> </thead> <tbody> <tr> <td>24h Return</td> <td>+5.51%</td> <td>+2.34%</td> <td>0%</td> <td>-7%</td> <td>+3.55%</td> </tr> <tr> <td>Market Cap</td> <td>\$ 2.51</td> <td>\$ 1.51</td> <td>\$ 1.37</td> <td>\$ 1.15</td> <td>\$ 948.57</td> </tr> </tbody> </table>						Layer 2 Token Performance & Market Cap (\$b)							MNT	ARB	OP	MOVE	STX	24h Return	+5.51%	+2.34%	0%	-7%	+3.55%	Market Cap	\$ 2.51	\$ 1.51	\$ 1.37	\$ 1.15	\$ 948.57
Layer 2 Token Performance & Market Cap (\$b)																																		
	MNT	ARB	OP	MOVE							STX																							
24h Return	+5.51%	+2.34%	0%	-7%							+3.55%																							
Market Cap	\$ 2.51	\$ 1.51	\$ 1.37	\$ 1.15							\$ 948.57																							
Taiko Alethia	2.6	74.9																																
Arbitrum One	2.8	60.1		Optimistic Rollup																														
World Chain	1.4	45.2																																
Ethereum	1.3	38.3	-	mainnet																														
Soneium	1.3	38.2																																
Abstract	1.1	27.9																																
OP Mainnet	0.9	27.7		Optimistic Rollup																														
Lisk	0.0	12.8		Optimistic Rollup																														
Blast	0.4	10.6		Optimistic Rollup																														

NFTs and DAOs

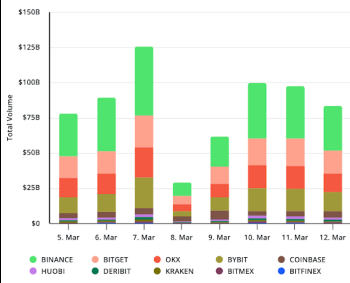
NFT Collection Stats (\$; Volume, MC in \$m)						DAO Treasury Amount (\$m) and Composition					
Collection	Floor	% Listed	3M Ret.	3M Vol	Market Cap	DAO	Treasury	Stables	BTC/ETH	Own Tokens	Other
CryptoPunks	70,891	41%	-53%	66,322	709	Mantle	2,542	1%	4%	90%	5%
Bored Ape Yacht C	24,509	54%	-65%	65,126	245	Uniswap	2,329	0%	0%	100%	0%
Pudgy Penguins	16,751	56%	-84%	385,030	149	Optimism	1,643	0%	0%	100%	0%
Autoglyphs	186,368	33%	-62%	2,165	95	ENS	1,182	2%	5%	92%	1%
Mutant Ape Yacht	3,973	60%	-68%	34,301	78	Arbitrum	942	0%	1%	99%	0%
Chromie Squiggle	7,276	28%	-66%	1,953	73	Ethereum	468	0%	98%	0%	2%
The Band Bears	55,967	4%	119%	9,919	65	Golem	246	0%	85%	15%	0%
Milady Maker	6,076	53%	-69%	70,449	61	Olympus	235	73%	0%	26%	0%
Mad Lads	6,051	64%	-53%	22,390	60	Gnosis	220	10%	5%	51%	35%
Fidenza by Tyler H	53,168	50%	-73%	1,147	53	AAVE	193	28%	4%	55%	12%

Crypto News

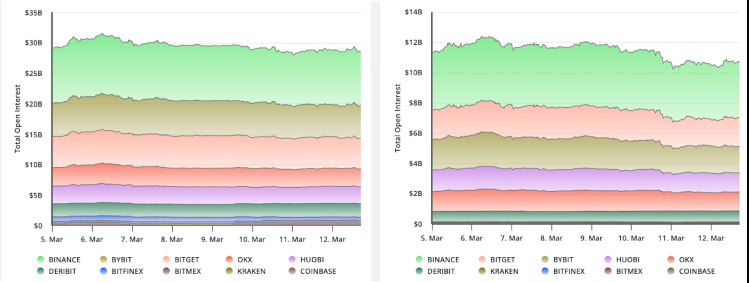
- [Gemini crypto exchange adds USD payment rails for European institutions - Cointelegraph](#)
- [House debates overturning IRS crypto exchange rule - Blockworks](#)
- [Former Blocktower VCs plot new \\$100M fund - Blockworks](#)
- [House Financial Services kicks off stablecoin discussions - Blockworks](#)
- [Another try for the BITCOIN Act - Blockworks](#)
- [Taproot Wizards on sale 2 years after being inscribed on Bitcoin - Blockworks](#)
- [Binance Gets \\$2B Investment From Abu Dhabi's MGX - CoinDesk](#)
- [Bolivian State Energy Firm to Use Crypto to Pay for Imports: Reuters - CoinDesk](#)
- [Bank of Russia Proposes Crypto Investment Pilot for High-Net-Worth Investors - CoinDesk](#)

Crypto Futures

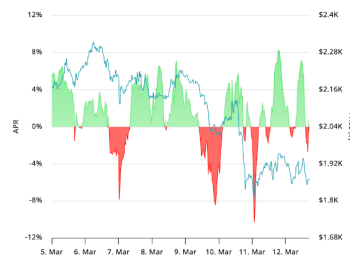
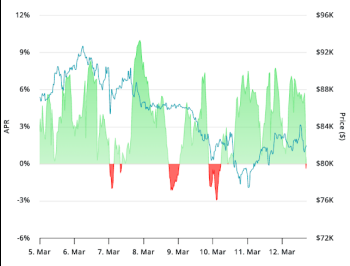
Futures Volume (BTC LHS ; ETH RHS), 1d



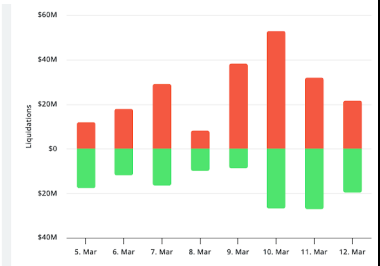
Futures Open Interest (BTC LHS ; ETH RHS)



OI Weighted Funding Rate (BTC LHS ; ETH RHS), 1d

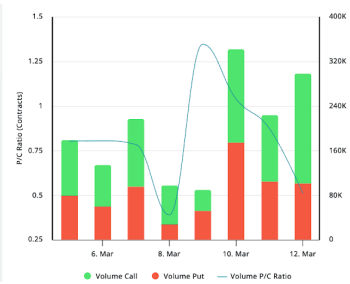
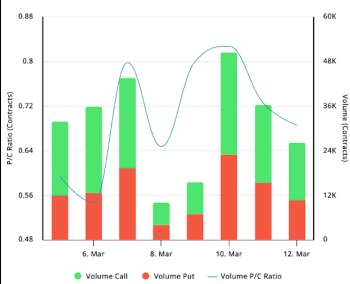


Liquidations (BTC LHS ; ETH RHS), 1d

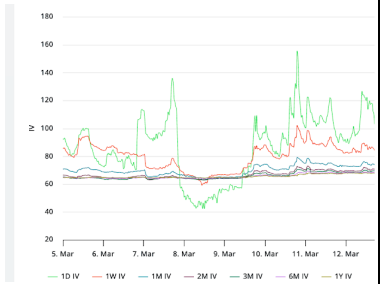
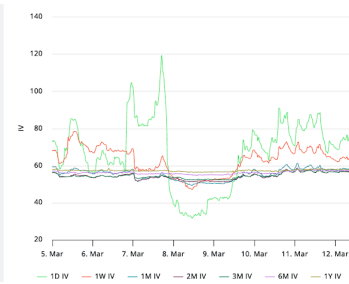


Crypto Options

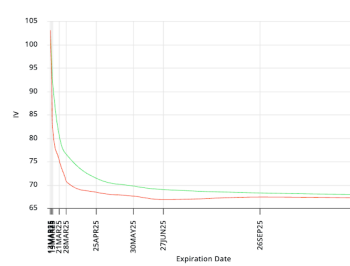
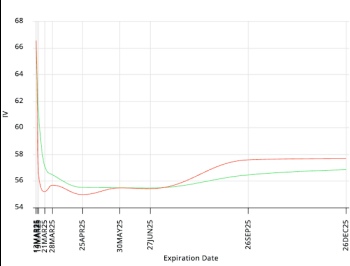
Options Volume & Put/Call Ratio (BTC LHS ; ETH RHS), 1d



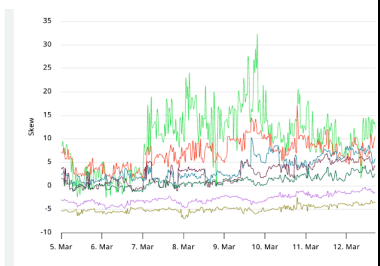
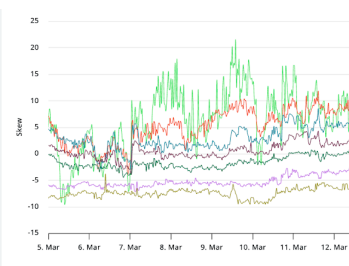
ATM Implied Volatility (BTC LHS ; ETH RHS)



ATM Implied Vol Term Structure (BTC LHS ; ETH RHS)



25 Delta Skew (BTC LHS ; ETH RHS)





March 12, 2025

About GSR

GSR has over a decade of extensive experience in the crypto market, serving as a trusted liquidity provider and active, multi-stage investor. Our suite of services includes OTC Trading, Derivatives, and Market Making. GSR is actively involved in every major sector of the digital asset ecosystem, working with token issuers, institutional investors, miners, and leading trading venues.

For more information or if we can help with anything, please see gsr.io or contact us at gsr@gsr.io.

Follow GSR for more content: [Twitter](#) [Telegram](#) [LinkedIn](#)

Authors

Brian Rudick, Senior Strategist	Twitter	Telegram
Carlos Guzman, Research Analyst	Twitter	Telegram
Toe Bautista, Research Analyst	Twitter	Telegram

Required Disclosures

This material is provided by GSR (the "Firm") solely for informational purposes. It is not intended to be advice or a recommendation to buy, sell or hold any investment mentioned. Investors should form their own views in relation to any proposed investment.

It is intended only for sophisticated, institutional investors and does not constitute an offer or commitment, a solicitation of an offer or commitment, or any advice or recommendation, to enter into or conclude any transaction (whether on the terms shown or otherwise), or to provide investment services in any state or country where such an offer or solicitation or provision would be illegal. The Firm is not and does not act as an advisor or fiduciary in providing this material.

This material is not an independent research report, and has not been prepared in accordance with any legal requirements by any regulator (including the FCA, FINRA or CFTC) designed to promote the independence of investment research.

This material is not independent of the Firm's proprietary interests, which may conflict with the interests of any counterparty of the Firm. The Firm may trade investments discussed in this material for its own account, may trade contrary to the views expressed in this material, and may have positions in other related instruments. The Firm is not subject to any prohibition on dealing ahead of the dissemination of this material.

Information contained herein is based on sources considered to be reliable, but is not guaranteed to be accurate or complete.

Any opinions or estimates expressed herein reflect a judgment made by the author(s) as of the date of publication, and are subject to change without notice. The Firm does not plan to update this information.

Trading and investing in digital assets involves significant risks including price volatility and illiquidity and may not be suitable for all investors. The Firm is not liable whatsoever for any direct or consequential loss arising from the use of this material.

Copyright of this material belongs to GSR. Neither this material nor any copy thereof may be taken, reproduced or redistributed, directly or indirectly, without prior written permission of GSR.

Please see [here](#) for additional Regulatory Legal Notices relevant to US, UK and Singapore

Notes & Sources

All options data is based on Deribit and derivatives graphics are from Laevidas. Market returns are based on price returns for the following ETFs: VOO, QQQ, EWU, EWG, EWJ, and EWH. Onchain volumes are not considered and thus certain token volumes may be understated (e.g., stETH).

CoinGecko	Santiment	DefiLlama	CoinMarketCap	Laevidas
L2Beat	Google Finance	TradingView	Deribit	WorldCoinIndex
Cryptorank	Investing.com	NFT Price Floor	CryptoSlate	