











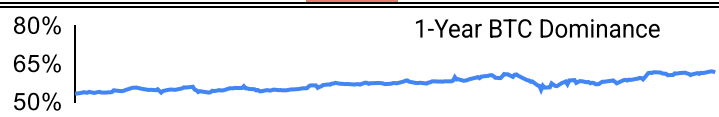
Crypto Leaderboard

Rank	Name	Ticker	Price	24h	7d	30d	24h Vol \$m	MC \$m	1-Year Chart
1	Bitcoin	BTC	\$80,570	-2%	-10%	-16%	29,551	1,598,219	
2	Ethereum	ETH	\$1,838	-2%	-17%	-29%	19,159	221,888	
3	Tether	USDT	\$1.00	0%	0%	0%	49,004	143,303	
4	XRP Ledger	XRP	\$2.24	1%	-14%	-7%	4,696	129,755	
5	BNB	BNB	\$576	3%	-4%	-10%	1,865	84,105	
6	Solana	SOL	\$122	-2%	-15%	-38%	3,473	62,239	
7	USD Coin	USDC	\$1.00	0%	0%	0%	12,957	58,431	
8	Cardano	ADA	\$0.70	-3%	-23%	-10%	1,129	25,257	
9	Dogecoin	DOGE	\$0.16	-2%	-19%	-35%	1,473	24,305	
10	TRON	TRX	\$0.22	0%	-7%	-7%	700	21,353	

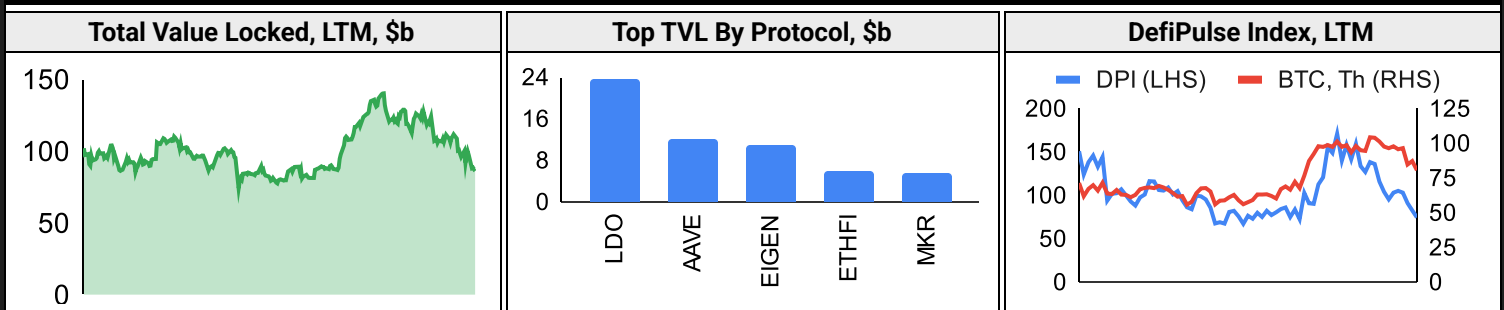
Top & Bottom Performers - Top 100 Tokens

24h		7 Days		30 Days		90 Days		365 Days	
S	6%	TIA	10%	MKR	15%	DEXE	72%	OM	1853%
XLM	6%	XAUT	2%	PI	14%	OM	64%	BGB	353%
BNB	3%	MNT	0%	OM	10%	GT	55%	XRP	225%
XAUT	2%	DAI	0%	TIA	9%	BGB	28%	WBT	224%
TAO	-7%	LDO	-24%	JUP	-40%	PEPE	-73%	FET	-81%
ENA	-7%	ONDO	-24%	TAO	-42%	IMX	-73%	POL	-84%
BCH	-7%	LINK	-25%	BONK	-42%	BONK	-74%	ARB	-84%
IP	-8%	TRUMP	-25%	LDO	-45%	STX	-74%	IMX	-85%

Category Performance

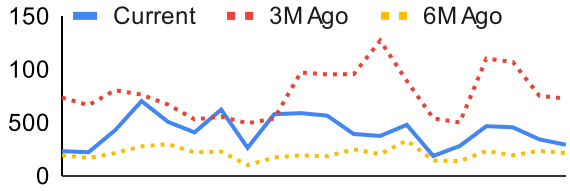
Category	7d	30d	90d	180d	365d	Ecosystem	7d	30d	90d	180d	365d
CEXs	479270%	852966%	-23%	33%	-1%	Tron	-7%	-12%	-31%	8%	11%
Lending	-12%	-15%	-46%	-8%	-38%	BSC	-10%	-18%	-59%	-36%	-68%
Currency	-12%	-16%	-36%	60%	13%	Avalanche	-15%	-26%	-59%	-18%	-58%
Smart Contract	-13%	-22%	-55%	-5%	-53%	Ethereum	-16%	-27%	-63%	-13%	-60%
Privacy	-23%	-25%	-53%	-13%	-45%	Cosmos	-12%	-27%	-60%	-31%	-74%
DEX	-14%	-27%	-65%	-21%	-66%	Polygon	-17%	-28%	-63%	-30%	-70%
Scaling	-14%	-28%	-64%	-30%	-77%	Polkadot	-16%	-29%	-62%	-32%	-71%
IoT/Data/Comp.	-16%	-29%	-65%	-33%	-71%	Solana	-21%	-36%	-62%	-33%	-66%
Meme	-14%	-31%	-63%	1%	-54%						
Other DeFi	-23%	-32%	-34%	-1%	-46%						
Gaming/Entertai	-19%	-34%	-67%	-27%	-76%						

DeFi

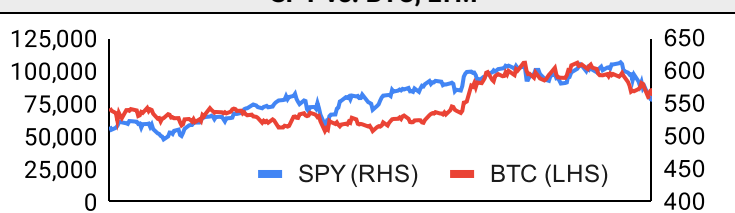


Trading Volume

Aggregate Volumes by Product, \$b					Top Derivatives Exchanges, \$m and bps					Top Spot Exchanges, \$m		
Product	1d	7d	30d	O/I	Exchange	1d Vol	O/I	Mkr	Tkr	Exchange	Mkts	1d Vol
Spot	41	351.76	1490	n/a	Binance	59,597	19,633	2.0	4.0	Binance	1,838	19,694
Perpetuals	166	1,800	6,960	788	Bybit	22,022	11,209	2.0	5.5	Bybit	1,195	2,338
Futures	0	2	7	1	OKX	24,546	5,912	2.0	5.0	Coinbase	432	2,980
Options	0	1	2	n/a	Bitget	20,918	11,808	2.0	6.0	OKX	959	2,831

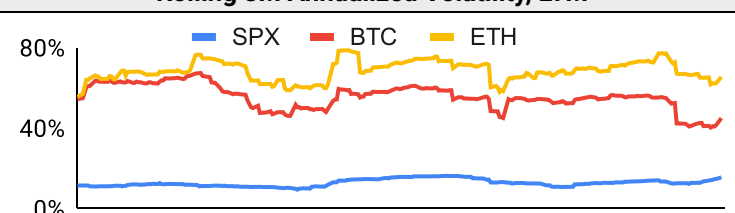
Daily Spot Volume, Top 100 Tokens Last 20d, \$b				Top Volume, 1d, \$m		Top Volume, %20d Avg		Low Volume, %20d Avg	
				USDT	68,030	DEXE	248%	RSETH	12%
				#N/A	#N/A	PYUSD	207%	OM	35%
				USDC	11,769	PEPE	146%	JUP	41%
				FDUSD	5,546	WBT	136%	BGB	43%
				XRP	5,516	GT	133%	METH	43%

Traditional Finance

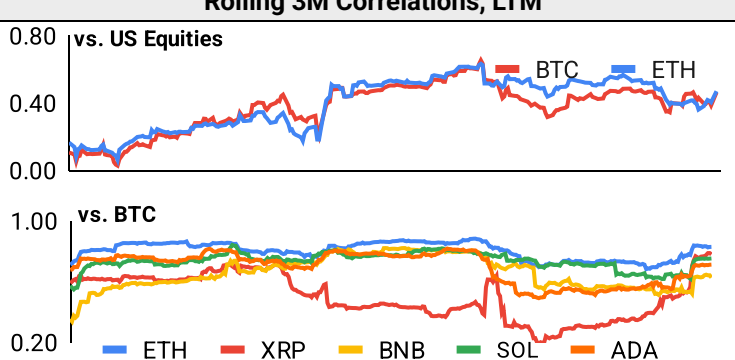
Global Equity Markets							SPY vs. BTC, LTM	
	US	USGrwth	UK	Germany	Japan	HK		
1D	0%	1%	4%	1%	1%	1%	125,000	650
7D	-4%	-5%	3%	-1%	-1%	0%	100,000	600
90D	-8%	-9%	-5%	15%	-1%	4%	75,000	550
365D	8%	7%	16%	21%	-1%	8%	50,000	500

10-Year Treasury Yields							Commodities & FX					
	US	Brazil	UK	Germany	Japan	HK	Last	WTI	Gas	Gold	USD/EUR	USD/JPY
Last	4.27%	14.95%	4.72%	2.85%	1.53%	3.51%	Last	66.5	4.14	+0.16%	0.92	147.6
1d Chg	-0.04	0.11	0.03	-0.01	-0.02	-0.06	1d % Chg	-1.7%	1.3%	52.8%	0.3%	-0.5%

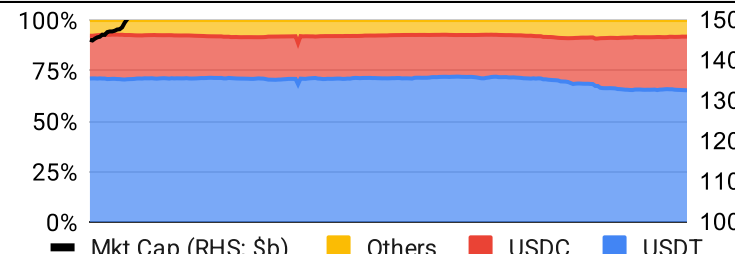
Volatility

Annualized Volatility							Rolling 3M Annualized Volatility, LTM			
	BTC	ETH	XRP	BNB	SOL	ADA				
30D	68%	102%	164%	67%	143%	285%	80%			
90D	53%	77%	119%	54%	110%	180%	40%			
180D	51%	72%	120%	54%	93%	149%	0%			
365D	53%	71%	97%	55%	90%	116%				

Correlations

Intra-Crypto Correlations, LTM							Rolling 3M Correlations, LTM					
	BTC	ETH	XRP	BNB	SOL	ADA						
BTC							vs. US Equities					
ETH	0.82						vs. BTC					
XRP	0.51	0.51										
BNB	0.69	0.69	0.40									
SOL	0.75	0.71	0.51	0.60								
ADA	0.64	0.65	0.69	0.50	0.65							

Stablecoins

Stablecoin Market Size and Volume, \$m					Stablecoin Dominance (LHS) & Market Cap \$b (RHS), LTM	
Ticker	Price	1d Vol	20d Avg Vol	Market Cap		
USDT	1.00	68,030	98,393	143,341		
USDC	1.00	11,769	10,840	58,444		
USDe	1.00	61	101	5,454		
DAI	1.00	114	180	5,366		
FDUSD				2,060		
USDO	1.00			975		

Ethereum Mainnet & Layer 2s

Mainnet & Layer 2 Transactions (m/day) and L2 TVL (\$m)					Transactions (m/day), Rolling 90-Day Average, LTM																													
Network	1d	30d Avg	TVL	Tech Type																														
Base	7.8	222.8		Optimistic Rollup	<table border="1"> <thead> <tr> <th colspan="6">Layer 2 Token Performance & Market Cap (\$b)</th> </tr> <tr> <th></th> <th>MNT</th> <th>ARB</th> <th>OP</th> <th>MOVE</th> <th>STX</th> </tr> </thead> <tbody> <tr> <td>24h Return</td> <td>-3%</td> <td>-3%</td> <td>-3%</td> <td>-4%</td> <td>-3%</td> </tr> <tr> <td>Market Cap</td> <td>\$ 2.45</td> <td>\$ 1.47</td> <td>\$ 1.34</td> <td>\$ 1.10</td> <td>\$ 919.95</td> </tr> </tbody> </table>						Layer 2 Token Performance & Market Cap (\$b)							MNT	ARB	OP	MOVE	STX	24h Return	-3%	-3%	-3%	-4%	-3%	Market Cap	\$ 2.45	\$ 1.47	\$ 1.34	\$ 1.10	\$ 919.95
Layer 2 Token Performance & Market Cap (\$b)																																		
	MNT	ARB	OP	MOVE							STX																							
24h Return	-3%	-3%	-3%	-4%							-3%																							
Market Cap	\$ 2.45	\$ 1.47	\$ 1.34	\$ 1.10							\$ 919.95																							
Taiko Alethia	2.7	75.3																																
Arbitrum One	2.4	61.0		Optimistic Rollup																														
World Chain	1.5	45.1																																
Soneium	1.4	38.6																																
Ethereum	1.2	38.1	-	mainnet																														
Abstract	0.8	27.6																																
OP Mainnet	0.8	27.6		Optimistic Rollup																														
Lisk	0.0	12.2		Optimistic Rollup																														
Blast	0.4	10.6		Optimistic Rollup																														

NFTs and DAOs

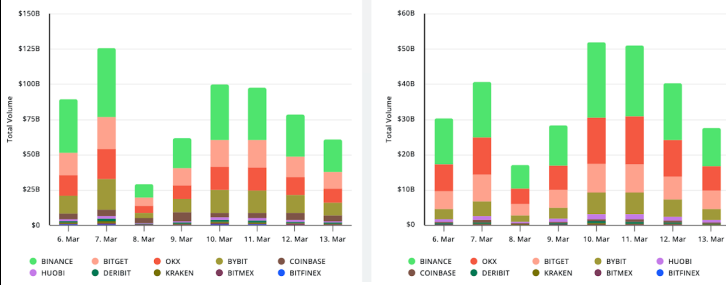
NFT Collection Stats (\$; Volume, MC in \$m)						DAO Treasury Amount (\$m) and Composition					
Collection	Floor	% Listed	3M Ret.	3M Vol	Market Cap	DAO	Treasury	Stables	BTC/ETH	Own Tokens	Other
CryptoPunks	67,898	41%	-54%	65,453	679	Mantle	2,490	1%	4%	90%	5%
Bored Ape Yacht C	23,352	54%	-66%	62,933	234	Uniswap	2,361	0%	0%	100%	0%
Pudgy Penguins	16,307	56%	-84%	378,174	145	Optimism	1,654	0%	0%	100%	0%
Autoglyphs	184,156	33%	-63%	2,165	94	ENS	1,159	2%	5%	92%	1%
Mutant Ape Yacht	3,959	60%	-66%	33,345	77	Arbitrum	962	0%	1%	99%	0%
Chromie Squiggle	6,968	28%	-67%	1,945	70	Ethereum	468	0%	98%	0%	2%
The Band Bears	55,302	4%	106%	9,816	64	Golem	249	0%	84%	16%	0%
Milady Maker	5,903	53%	-73%	69,166	59	Olympus	235	74%	0%	26%	0%
Mad Lads	5,906	64%	-56%	21,332	59	Gnosis	219	9%	5%	50%	35%
Fidenza by Tyler H	52,537	50%	-73%	1,147	53	AAVE	193	28%	4%	55%	12%

Crypto News

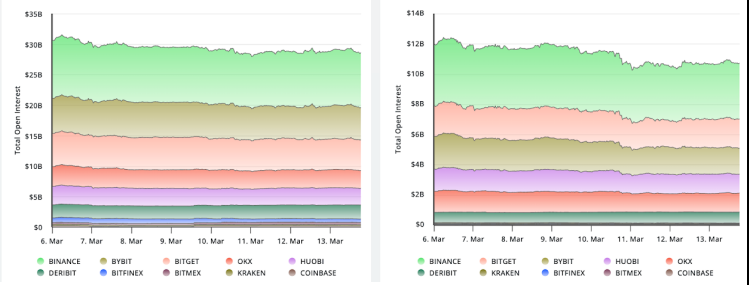
- [Solv Raises \\$10M for Bitcoin Reserve Offering to Drive Institutional BTC Finance Adoption - CoinDesk](#)
- [Solana DEX ships network extension testnet as competition grows - Blockworks](#)
- [Crypto's DeFi Education Fund Swaps Directors as Miller Whitehouse-Levine Moves On - CoinDesk](#)
- [Circle Plans to Bring \\$1B Tokenized Treasury Issuer Hashnote Under Bermuda License - CoinDesk](#)
- [Ripple Bags Dubai License to Offer Crypto Payments in UAE - CoinDesk](#)
- [MoonPay acquires API stablecoin infrastructure platform Iron - Cointelegraph](#)
- [Changpeng Zhao denies reports of a Binance.US deal, defends Trump - Cointelegraph](#)
- [Wallet in Telegram to list 50 tokens and launch yield program - Cointelegraph](#)
- [Turkey tightens crypto regulations with new rules for exchanges, custodians - Cointelegraph](#)

Crypto Futures

Futures Volume (BTC LHS ; ETH RHS), 1d



Futures Open Interest (BTC LHS ; ETH RHS)



OI Weighted Funding Rate (BTC LHS ; ETH RHS), 1d

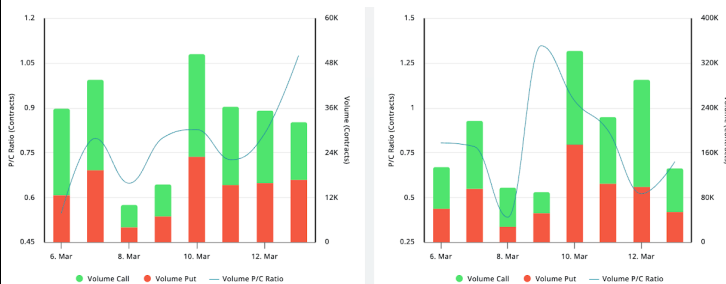


Liquidations (BTC LHS ; ETH RHS), 1d

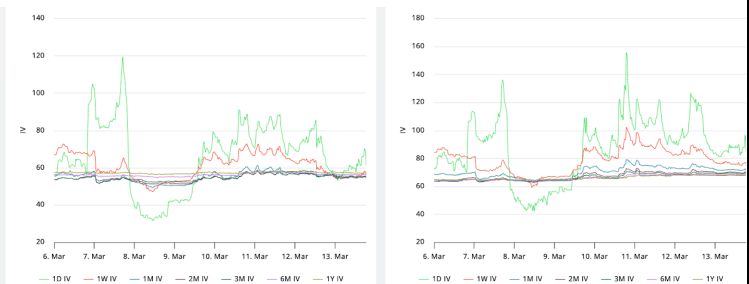


Crypto Options

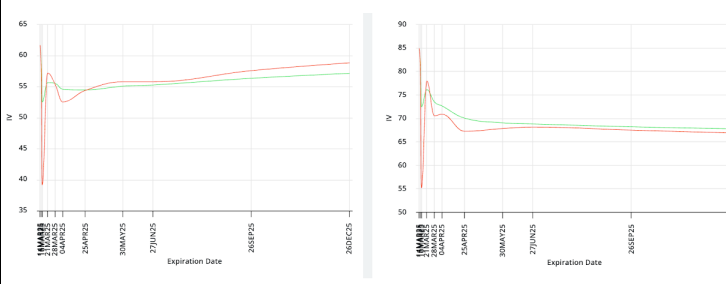
Options Volume & Put/Call Ratio (BTC LHS ; ETH RHS), 1d



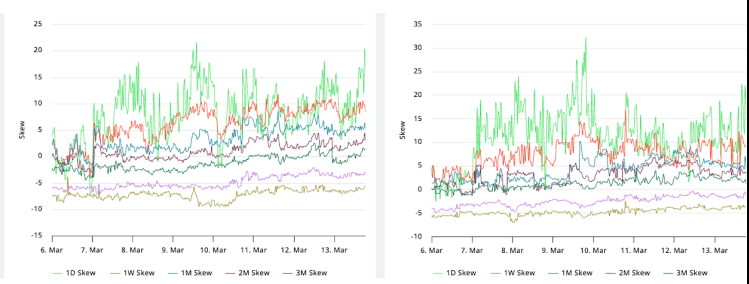
ATM Implied Volatility (BTC LHS ; ETH RHS)



ATM Implied Vol Term Structure (BTC LHS ; ETH RHS)



25 Delta Skew (BTC LHS ; ETH RHS)





March 13, 2025

About GSR

GSR has over a decade of extensive experience in the crypto market, serving as a trusted liquidity provider and active, multi-stage investor. Our suite of services includes OTC Trading, Derivatives, and Market Making. GSR is actively involved in every major sector of the digital asset ecosystem, working with token issuers, institutional investors, miners, and leading trading venues.

For more information or if we can help with anything, please see gsr.io or contact us at gsr@gsr.io.

Follow GSR for more content: [Twitter](#) [Telegram](#) [LinkedIn](#)

Authors

Brian Rudick, Senior Strategist	Twitter	Telegram
Carlos Guzman, Research Analyst	Twitter	Telegram
Toe Bautista, Research Analyst	Twitter	Telegram

Required Disclosures

This material is provided by GSR (the "Firm") solely for informational purposes. It is not intended to be advice or a recommendation to buy, sell or hold any investment mentioned. Investors should form their own views in relation to any proposed investment.

It is intended only for sophisticated, institutional investors and does not constitute an offer or commitment, a solicitation of an offer or commitment, or any advice or recommendation, to enter into or conclude any transaction (whether on the terms shown or otherwise), or to provide investment services in any state or country where such an offer or solicitation or provision would be illegal. The Firm is not and does not act as an advisor or fiduciary in providing this material.

This material is not an independent research report, and has not been prepared in accordance with any legal requirements by any regulator (including the FCA, FINRA or CFTC) designed to promote the independence of investment research.

This material is not independent of the Firm's proprietary interests, which may conflict with the interests of any counterparty of the Firm. The Firm may trade investments discussed in this material for its own account, may trade contrary to the views expressed in this material, and may have positions in other related instruments. The Firm is not subject to any prohibition on dealing ahead of the dissemination of this material.

Information contained herein is based on sources considered to be reliable, but is not guaranteed to be accurate or complete.

Any opinions or estimates expressed herein reflect a judgment made by the author(s) as of the date of publication, and are subject to change without notice. The Firm does not plan to update this information.

Trading and investing in digital assets involves significant risks including price volatility and illiquidity and may not be suitable for all investors. The Firm is not liable whatsoever for any direct or consequential loss arising from the use of this material.

Copyright of this material belongs to GSR. Neither this material nor any copy thereof may be taken, reproduced or redistributed, directly or indirectly, without prior written permission of GSR.

Please see [here](#) for additional Regulatory Legal Notices relevant to US, UK and Singapore

Notes & Sources

All options data is based on Deribit and derivatives graphics are from Laevidas. Market returns are based on price returns for the following ETFs: VOO, QQQ, EWU, EWG, EWJ, and EWH. Onchain volumes are not considered and thus certain token volumes may be understated (e.g., stETH).

CoinGecko	Santiment	DefiLlama	CoinMarketCap	Laevidas
L2Beat	Google Finance	TradingView	Deribit	WorldCoinIndex
Cryptorank	Investing.com	NFT Price Floor	CryptoSlate	