

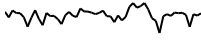









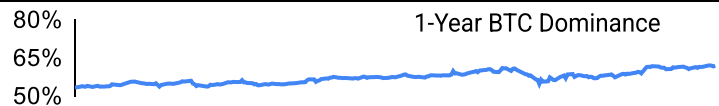
Crypto Leaderboard

Rank	Name	Ticker	Price	24h	7d	30d	24h Vol \$m	MC \$m	1-Year Chart
1	Bitcoin	BTC	\$84,546	5%	-3%	-14%	30,481	1,677,126	
2	Ethereum	ETH	\$1,935	5%	-10%	-29%	13,921	233,658	
3	Tether	USDT	\$1.00	0%	0%	0%	32,550	143,338	
4	XRP Ledger	XRP	\$2.35	5%	-1%	-5%	3,891	136,572	
5	BNB	BNB	\$585	2%	-1%	-16%	824	85,343	
6	Solana	SOL	\$134	10%	-4%	-32%	3,401	67,835	
7	USD Coin	USDC	\$1.00	0%	0%	0%	6,810	58,289	
8	Cardano	ADA	\$0.74	6%	-10%	-8%	948	26,495	
9	Dogecoin	DOGE	\$0.17	5%	-14%	-35%	1,060	25,494	
10	TRON	TRX	\$0.22	-1%	-9%	-9%	689	21,131	

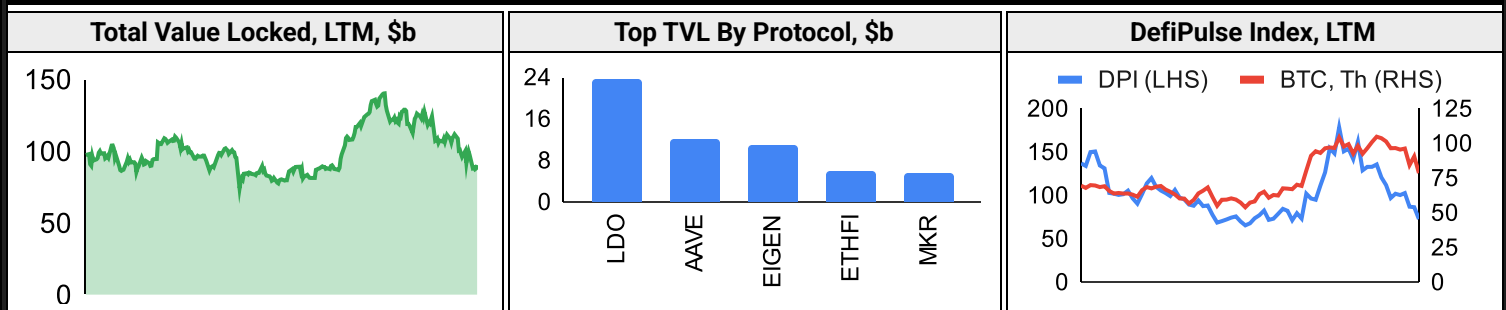
Top & Bottom Performers - Top 100 Tokens

24h		7 Days		30 Days		90 Days		365 Days	
HYPE	17%	TIA	14%	MKR	18%	DEXE	81%	OM	1492%
S	14%	KAS	9%	TIA	11%	OM	61%	BGB	391%
TRUMP	14%	OKB	6%	OM	8%	GT	61%	XRP	251%
OKB	13%	MNT	4%	WBT	3%	PI	48%	WBT	231%
XDC	-1%	TRUMP	-16%	JUP	-38%	BONK	-70%	ARB	-82%
TRX	-1%	ENA	-17%	UNI	-39%	FET	-70%	FET	-82%
OM	-1%	HBAR	-17%	BONK	-41%	STX	-71%	POL	-82%
PI	-9%	LBTC	-20%	LDO	-45%	LBTC	-71%	IMX	-84%

Category Performance

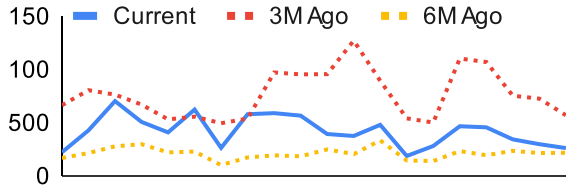
Category	7d	30d	90d	180d	365d	Ecosystem	7d	30d	90d	180d	365d
CEXs	0%	-13%	-18%	39%	6%	Tron	-8%	-13%	-29%	8%	13%
Lending	-7%	-14%	-42%	-2%	-33%	Polygon	-7%	-25%	-57%	-19%	-66%
Privacy	-5%	-14%	-42%	4%	-36%	Ethereum	-9%	-25%	-59%	-4%	-56%
Currency	-6%	-16%	-32%	71%	21%	Avalanche	-9%	-26%	-55%	-11%	-55%
Smart Contract	-8%	-23%	-50%	2%	-50%	BSC	-7%	-26%	-55%	-31%	-65%
Other DeFi	-7%	-25%	-17%	25%	-36%	Cosmos	-3%	-27%	-57%	-26%	-72%
IoT/Data/Comp.	-7%	-27%	-60%	-26%	-69%	Polkadot	-8%	-29%	-57%	-25%	-68%
Scaling	-8%	-28%	-60%	-27%	-75%	Solana	-8%	-33%	-58%	-22%	-63%
DEX	-9%	-28%	-61%	-15%	-64%						
Gaming/Entertai	-8%	-29%	-60%	-20%	-73%						
Meme	-8%	-34%	-59%	8%	-53%						

DeFi

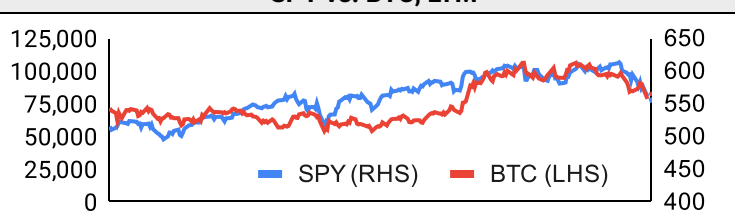


Trading Volume

Aggregate Volumes by Product, \$b					Top Derivatives Exchanges, \$m and bps					Top Spot Exchanges, \$m		
Product	1d	7d	30d	O/I	Exchange	1d Vol	O/I	Mkr	Tkr	Exchange	Mkts	1d Vol
Spot	38	367.72	1570	n/a	Binance	54,624	20,638	2.0	4.0	Binance	1,838	16,140
Perpetuals	162	1,870	7,400	843	Bybit	20,176	11,927	2.0	5.5	Bybit	1,196	2,270
Futures	0	2	8	1	OKX	22,699	6,255	2.0	5.0	Coinbase	432	3,213
Options	0	1	2	n/a	Bitget	18,306	12,410	2.0	6.0	OKX	963	2,660

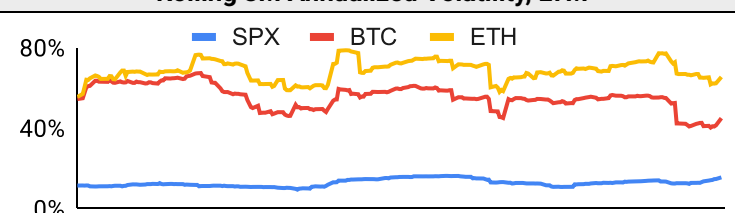
Daily Spot Volume, Top 100 Tokens Last 20d, \$b				Top Volume, 1d, \$m		Top Volume, %20d Avg		Low Volume, %20d Avg	
				USDT	61,953	OKB	188%	RETH	6%
				BTC	29,742	DEXE	181%	RSETH	6%
				ETH	13,123	WBT	131%	STETH	23%
				USDC	9,346	LINK	122%	KCS	35%
				XRP	4,522	NEAR	117%	WEETH	35%

Traditional Finance

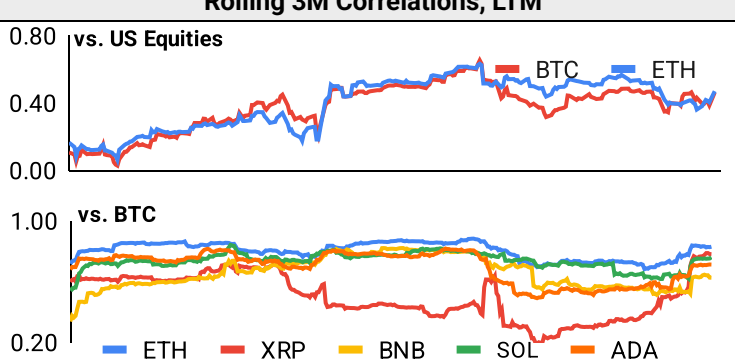
Global Equity Markets							SPY vs. BTC, LTM	
	US	USGrwth	UK	Germany	Japan	HK		
1D	-1%	-2%	-1%	-1%	0%	0%	125,000	650
7D	-4%	-4%	5%	-3%	-1%	-1%	100,000	600
90D	-9%	-12%	-6%	13%	0%	5%	75,000	550
365D	7%	6%	14%	20%	0%	8%	50,000	500

10-Year Treasury Yields							Commodities & FX					
	US	Brazil	UK	Germany	Japan	HK		WTI	Gas	Gold	USD/EUR	USD/JPY
Last	4.32%	14.62%	4.73%	2.87%	1.50%	3.51%	Last	67.2	4.11	0	0.92	148.6
1d Chg	0.04	-0.21	0.06	0.00	-0.02	-0.06	1d % Chg	1.0%	0.0%	55.0%	-0.3%	0.5%

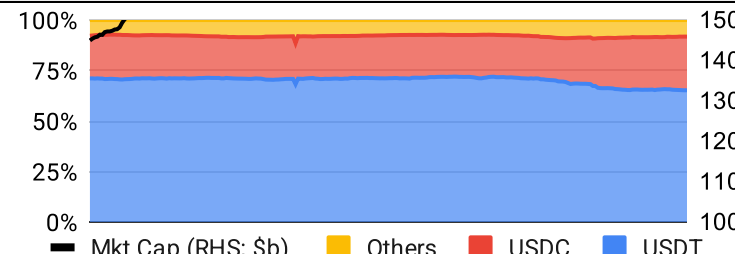
Volatility

Annualized Volatility							Rolling 3M Annualized Volatility, LTM			
	BTC	ETH	XRP	BNB	SOL	ADA				
30D	69%	101%	164%	59%	147%	285%	80%			
90D	53%	78%	120%	54%	111%	180%	40%			
180D	51%	72%	120%	54%	94%	149%	0%			
365D	53%	71%	97%	55%	90%	116%				

Correlations

Intra-Crypto Correlations, LTM							Rolling 3M Correlations, LTM					
	BTC	ETH	XRP	BNB	SOL	ADA						
BTC							vs. US Equities					
ETH	0.82						vs. BTC					
XRP	0.51	0.51										
BNB	0.69	0.69	0.40									
SOL	0.76	0.71	0.52	0.61								
ADA	0.64	0.65	0.69	0.50	0.65							

Stablecoins

Stablecoin Market Size and Volume, \$m					Stablecoin Dominance (LHS) & Market Cap \$b (RHS), LTM	
Ticker	Price	1d Vol	20d Avg Vol	Market Cap		
USDT	1.00	61,953	98,708	143,364		
USDC	1.00	9,346	11,043	58,306		
USDe	1.00	65	97	5,459		
DAI	1.00	86	178	5,366		
FDUSD				2,077		
USDO	1.00			976		

Ethereum Mainnet & Layer 2s

Mainnet & Layer 2 Transactions (m/day) and L2 TVL (\$m)					Transactions (m/day), Rolling 90-Day Average, LTM																													
Network	1d	30d Avg	TVL	Tech Type																														
Base	7.8	223.4		Optimistic Rollup	<table border="1"> <thead> <tr> <th colspan="6">Layer 2 Token Performance & Market Cap (\$b)</th> </tr> <tr> <th></th> <th>MNT</th> <th>ARB</th> <th>OP</th> <th>MOVE</th> <th>STX</th> </tr> </thead> <tbody> <tr> <td>24h Return</td> <td>+1.64%</td> <td>+8.11%</td> <td>+5.82%</td> <td>+2.69%</td> <td>+6.59%</td> </tr> <tr> <td>Market Cap</td> <td>\$ 2.48</td> <td>\$ 1.61</td> <td>\$ 1.42</td> <td>\$ 1.12</td> <td>\$ 980.79</td> </tr> </tbody> </table>						Layer 2 Token Performance & Market Cap (\$b)							MNT	ARB	OP	MOVE	STX	24h Return	+1.64%	+8.11%	+5.82%	+2.69%	+6.59%	Market Cap	\$ 2.48	\$ 1.61	\$ 1.42	\$ 1.12	\$ 980.79
Layer 2 Token Performance & Market Cap (\$b)																																		
	MNT	ARB	OP	MOVE							STX																							
24h Return	+1.64%	+8.11%	+5.82%	+2.69%							+6.59%																							
Market Cap	\$ 2.48	\$ 1.61	\$ 1.42	\$ 1.12							\$ 980.79																							
Taiko Alethia	3.0	76.0																																
Arbitrum One	2.0	61.5		Optimistic Rollup																														
World Chain	1.5	45.0																																
Soneium	1.4	39.3																																
Ethereum	1.2	38.0	-	mainnet																														
OP Mainnet	0.8	27.6		Optimistic Rollup																														
Abstract	0.8	27.4																																
Lisk	0.0	11.5		Optimistic Rollup																														
Blast	0.4	10.6		Optimistic Rollup																														

NFTs and DAOs

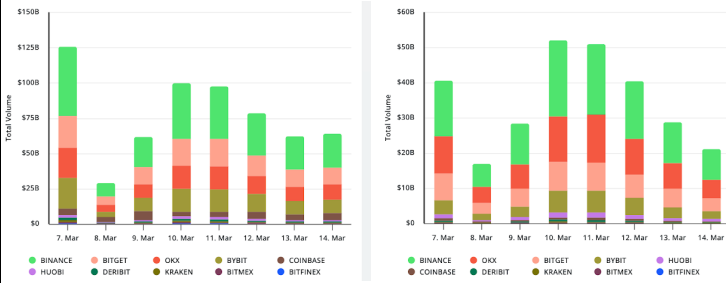
NFT Collection Stats (\$; Volume, MC in \$m)						DAO Treasury Amount (\$m) and Composition					
Collection	Floor	% Listed	3M Ret.	3M Vol	Market Cap	DAO	Treasury	Stables	BTC/ETH	Own Tokens	Other
CryptoPunks	73,351	41%	-50%	66,570	734	Mantle	2,486	1%	4%	90%	5%
Bored Ape Yacht Club	25,653	54%	-62%	62,414	257	Uniswap	2,436	0%	0%	100%	0%
Pudgy Penguins	17,188	56%	-84%	369,262	153	Optimism	1,727	0%	0%	100%	0%
Autoglyphs	192,836	33%	-61%	2,165	99	ENS	1,199	2%	5%	92%	1%
Mutant Ape Yacht Club	4,147	60%	-65%	32,932	81	Arbitrum	1,005	0%	1%	99%	0%
Chromie Squiggle	7,296	28%	-65%	1,992	73	Ethereum	480	0%	98%	0%	2%
The Band Bears	57,909	4%	104%	9,816	67	Golem	256	0%	84%	16%	0%
Mad Lads	6,496	64%	-51%	20,778	65	Olympus	235	74%	0%	26%	0%
Milady Maker	6,056	53%	-71%	68,889	61	Gnosis	225	9%	5%	50%	35%
Fidenza by Tyler Hobbes	55,013	51%	-68%	1,147	55	Lido	194	14%	35%	50%	0%

Crypto News

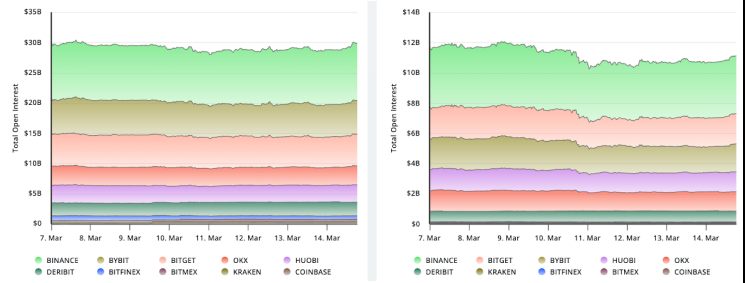
- [REX's BTC Treasury ETF Targets Strategy's Bitcoin-Backed Bonds - Decrypt](#)
- [SEGA's 'Code of Joker' launching as NFT card game on Sui - Blockworks](#)
- [ZKsync Sunsets Liquidity Rewards Program, Citing Bearish Market Conditions - CoinDesk](#)
- [Trump-backed World Liberty Financial \(WLFI\) Completes \\$590M Token Sale - CoinDesk](#)
- [Solana Inflation Reform Effort Fails on SIMD-0228's Dramatic Final Voting Day - CoinDesk](#)
- [BlackRock's BUIDL Fund Tops \\$1B with Ethena's \\$200M Allocation - CoinDesk](#)
- [Ethereum Developers Launch New Testnet for Pectra Upgrade After Earlier Setbacks - CoinDesk](#)
- [Tokenized Treasuries Hit Record \\$4.2B Market Cap as Crypto Correction Fuels Growth - CoinDesk](#)
- ['Scale or fail': RLNC technology can boost Web3 adoption — MIT Professor - Cointelegraph](#)

Crypto Futures

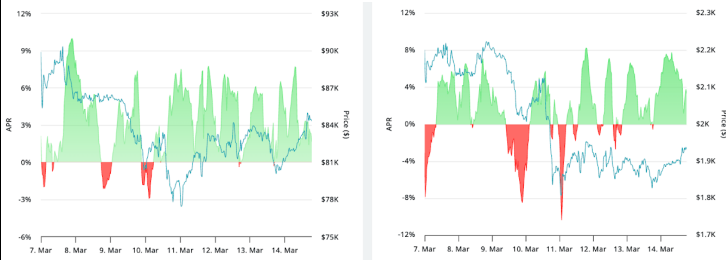
Futures Volume (BTC LHS ; ETH RHS), 1d



Futures Open Interest (BTC LHS ; ETH RHS)



OI Weighted Funding Rate (BTC LHS ; ETH RHS), 1d

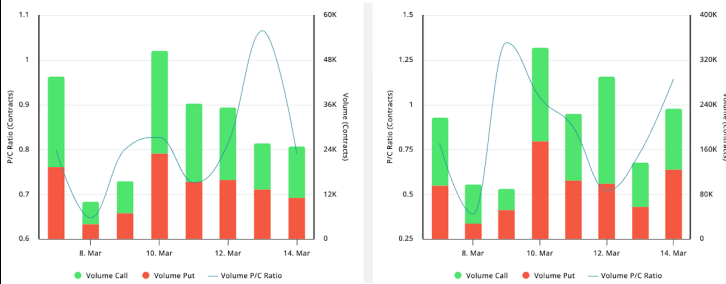


Liquidations (BTC LHS ; ETH RHS), 1d

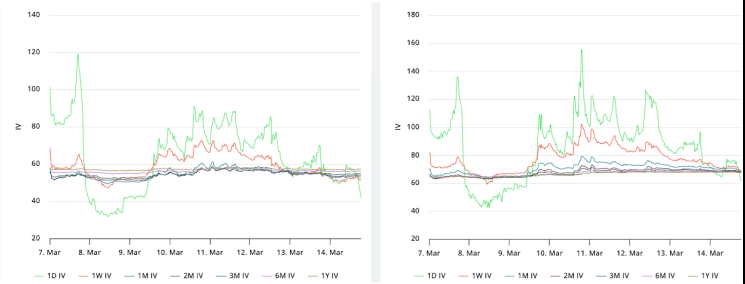


Crypto Options

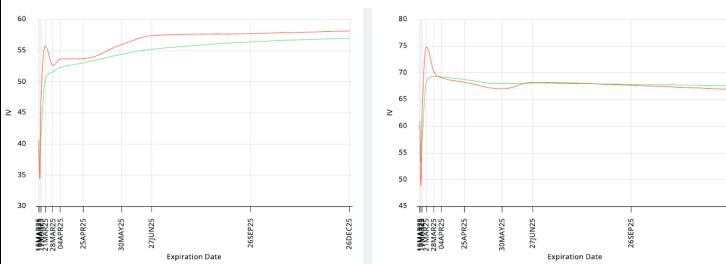
Options Volume & Put/Call Ratio (BTC LHS ; ETH RHS), 1d



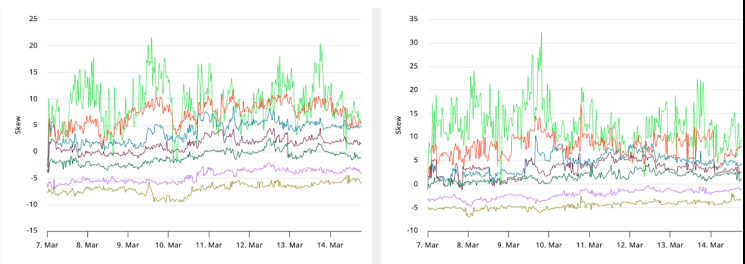
ATM Implied Volatility (BTC LHS ; ETH RHS)



ATM Implied Vol Term Structure (BTC LHS ; ETH RHS)



25 Delta Skew (BTC LHS ; ETH RHS)





March 14, 2025

About GSR

GSR has over a decade of extensive experience in the crypto market, serving as a trusted liquidity provider and active, multi-stage investor. Our suite of services includes OTC Trading, Derivatives, and Market Making. GSR is actively involved in every major sector of the digital asset ecosystem, working with token issuers, institutional investors, miners, and leading trading venues.

For more information or if we can help with anything, please see gsr.io or contact us at gsr@gsr.io.

Follow GSR for more content: [Twitter](#) [Telegram](#) [LinkedIn](#)

Authors

Brian Rudick, Senior Strategist	Twitter	Telegram
Carlos Guzman, Research Analyst	Twitter	Telegram
Toe Bautista, Research Analyst	Twitter	Telegram

Required Disclosures

This material is provided by GSR (the "Firm") solely for informational purposes. It is not intended to be advice or a recommendation to buy, sell or hold any investment mentioned. Investors should form their own views in relation to any proposed investment.

It is intended only for sophisticated, institutional investors and does not constitute an offer or commitment, a solicitation of an offer or commitment, or any advice or recommendation, to enter into or conclude any transaction (whether on the terms shown or otherwise), or to provide investment services in any state or country where such an offer or solicitation or provision would be illegal. The Firm is not and does not act as an advisor or fiduciary in providing this material.

This material is not an independent research report, and has not been prepared in accordance with any legal requirements by any regulator (including the FCA, FINRA or CFTC) designed to promote the independence of investment research.

This material is not independent of the Firm's proprietary interests, which may conflict with the interests of any counterparty of the Firm. The Firm may trade investments discussed in this material for its own account, may trade contrary to the views expressed in this material, and may have positions in other related instruments. The Firm is not subject to any prohibition on dealing ahead of the dissemination of this material.

Information contained herein is based on sources considered to be reliable, but is not guaranteed to be accurate or complete.

Any opinions or estimates expressed herein reflect a judgment made by the author(s) as of the date of publication, and are subject to change without notice. The Firm does not plan to update this information.

Trading and investing in digital assets involves significant risks including price volatility and illiquidity and may not be suitable for all investors. The Firm is not liable whatsoever for any direct or consequential loss arising from the use of this material.

Copyright of this material belongs to GSR. Neither this material nor any copy thereof may be taken, reproduced or redistributed, directly or indirectly, without prior written permission of GSR.

Please see [here](#) for additional Regulatory Legal Notices relevant to US, UK and Singapore

Notes & Sources

All options data is based on Deribit and derivatives graphics are from Laevidas. Market returns are based on price returns for the following ETFs: VOO, QQQ, EWU, EWG, EWJ, and EWH. Onchain volumes are not considered and thus certain token volumes may be understated (e.g., stETH).

CoinGecko	Santiment	DefiLlama	CoinMarketCap	Laevidas
L2Beat	Google Finance	TradingView	Deribit	WorldCoinIndex
Cryptorank	Investing.com	NFT Price Floor	CryptoSlate	