












Crypto Leaderboard

Rank	Name	Ticker	Price	24h	7d	30d	24h Vol \$m	MC \$m	1-Year Chart
1	Bitcoin	BTC	\$86,858	-1%	0%	-5%	25,699	1,725,701	
2	Ethereum	ETH	\$2,021	-2%	-2%	-20%	12,426	243,817	
3	Tether	USDT	\$1.00	0%	0%	0%	27,958	144,029	
4	XRP Ledger	XRP	\$2.41	-1%	-5%	6%	2,624	140,239	
5	BNB	BNB	\$624	-1%	1%	2%	717	91,205	
6	Solana	SOL	\$140	-3%	3%	-1%	3,488	71,633	
7	USD Coin	USDC	\$1.00	0%	0%	0%	8,922	60,120	
8	Dogecoin	DOGE	\$0.20	4%	11%	-6%	2,125	29,288	
9	Cardano	ADA	\$0.74	-2%	0%	9%	880	26,715	
10	TRON	TRX	\$0.23	1%	-1%	-4%	479	21,803	

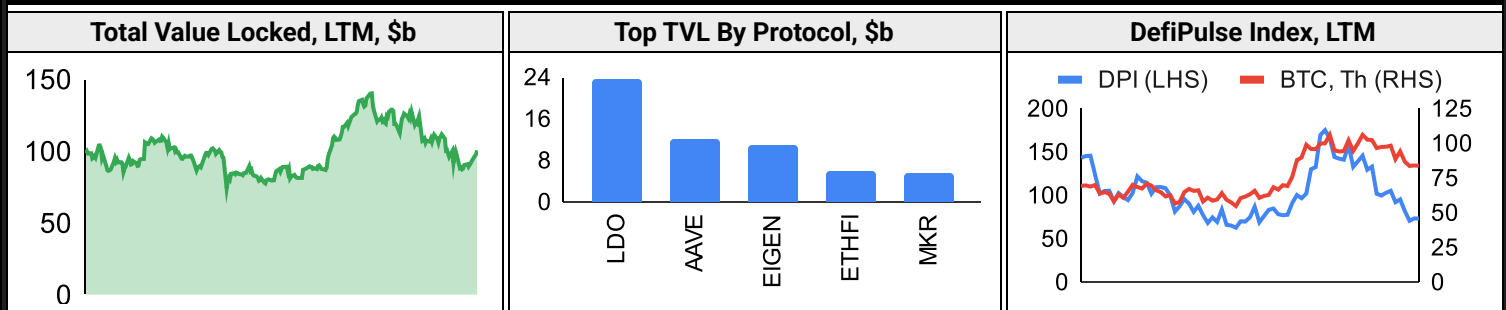
Top & Bottom Performers - Top 100 Tokens

24h		7 Days		30 Days		90 Days		365 Days	
PEPE	10%	CRO	25%	CRO	30%	OM	81%	OM	717%
SHIB	9%	BONK	21%	BCH	15%	GT	54%	BGB	429%
MKR	7%	PEPE	17%	ATOM	13%	PI	48%	XRP	281%
SUI	6%	SHIB	14%	ENA	12%	DEXE	31%	WBT	247%
MOVE	-4%	KAS	-8%	INJ	-22%	STX	-54%	IMX	-78%
CRO	-5%	DEXE	-8%	LDO	-26%	ENA	-54%	STX	-79%
HYPE	-10%	TRUMP	-10%	TAO	-33%	FET	-55%	FET	-80%
PI	-11%	LBTC	-36%	LBTC	-57%	LBTC	-79%	LBTC	-84%

Category Performance

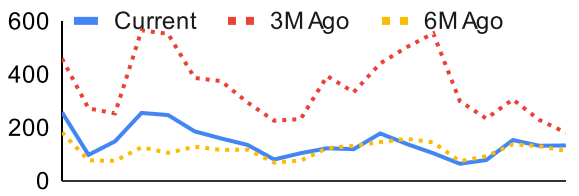
Category	7d	30d	90d	180d	365d	Ecosystem	7d	30d	90d	180d	365d
Privacy	10%	9%	-25%	11%	-23%	Ethereum	3%	-2%	-43%	-8%	-46%
CEXs	2%	5%	-12%	33%	10%	Cosmos	5%	-5%	-42%	-35%	-67%
IoT/Data/Comp.	6%	1%	-42%	-30%	-62%	Avalanche	3%	-6%	-37%	-18%	-47%
Currency	-1%	0%	-18%	63%	27%	Tron	0%	-7%	-19%	7%	24%
Meme	10%	-1%	-41%	-11%	-40%	BSC	1%	-8%	-38%	-38%	-60%
Other DeFi	6%	-2%	-14%	33%	-26%	Polygon	0%	-8%	-43%	-30%	-61%
DEX	4%	-3%	-43%	-17%	-57%	Polkadot	0%	-11%	-46%	-34%	-65%
Smart Contract	2%	-4%	-36%	-10%	-45%	Solana	1%	-12%	-44%	-30%	-63%
Gaming/Entertai	3%	-5%	-48%	-30%	-69%						
Lending	1%	-7%	-27%	-15%	-32%						
Scaling	-12%	-20%	-51%	-41%	-73%						

DeFi

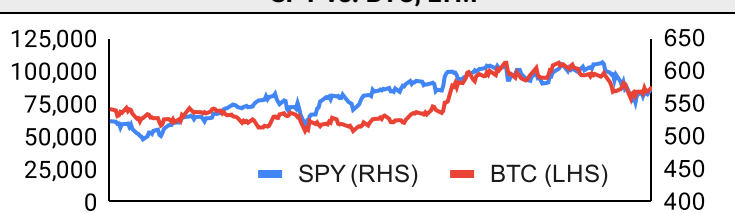


Trading Volume

Aggregate Volumes by Product, \$b					Top Derivatives Exchanges, \$m and bps					Top Spot Exchanges, \$m		
Product	1d	7d	30d	O/I	Exchange	1d Vol	O/I	Mkr	Tkr	Exchange	Mkts	1d Vol
Spot	32	228.15	1530	n/a	Binance	52,327	21,692	2.0	4.0	Binance	1,871	15,585
Perpetuals	144	950	7,350	1,270	OKX	23,813	6,886	2.0	5.0	Bybit	1,205	2,517
Futures	0	1	8	1	Bybit	20,715	13,417	2.0	5.5	Coinbase	431	2,412
Options	0	0	2	n/a	Bitget	18,227	14,031	2.0	6.0	Upbit	454	2,207

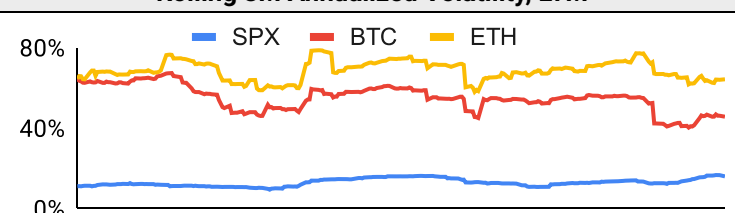
Daily Spot Volume, Top 100 Tokens Last 20d, \$b				Top Volume, 1d, \$m		Top Volume, %20d Avg		Low Volume, %20d Avg	
				USDT	60,142	IMX	288%	STETH	20%
				BTC	28,746	CRO	257%	WSTETH	28%
				ETH	12,096	LEO	249%	RSETH	42%
				USDC	8,731	SHIB	230%	DEXE	50%
				FDUSD	4,415	SUSDE	202%	WBT	52%

Traditional Finance

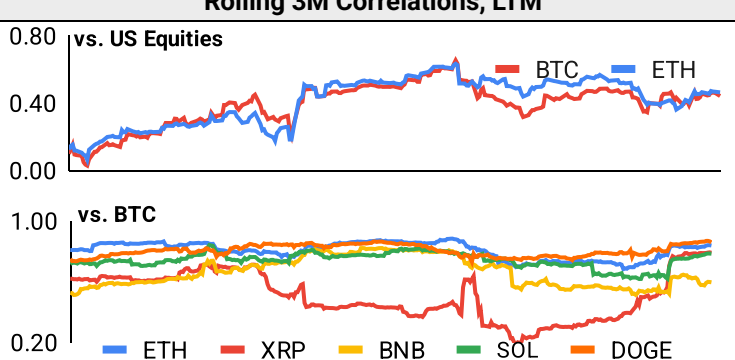
Global Equity Markets							SPY vs. BTC, LTM				
	US	USGrwth	UK	Germany	Japan	HK					
1D	2%	2%	-1%	0%	0%	-1%					
7D	2%	2%	0%	-3%	0%	-4%					
90D	-4%	-7%	-3%	18%	7%	5%					
365D	10%	10%	13%	22%	-1%	12%					

10-Year Treasury Yields							Commodities & FX					
	US	Brazil	UK	Germany	Japan	HK	Last	WTI	Gas	Gold	USD/EUR	USD/JPY
Last	4.33%	14.92%	4.78%	2.79%	1.56%	3.54%	Last	69.8	3.89	+0.09%	0.93	150.5
1d Chg	0.03	0.00	0.02	0.00	-0.02	-0.06	1d % Chg	1.2%	0.3%	56.3%	0.1%	0.4%

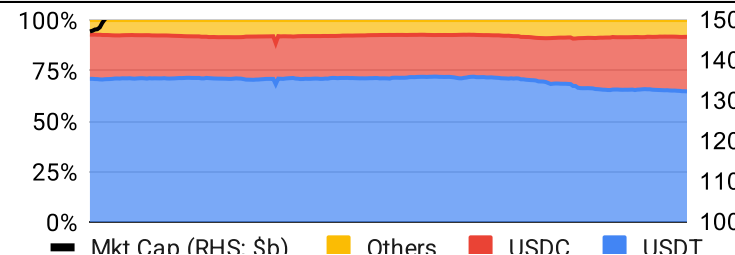
Volatility

Annualized Volatility							Rolling 3M Annualized Volatility, LTM			
	BTC	ETH	XRP	BNB	SOL	DOGE				
30D	71%	96%	160%	58%	142%	118%				
90D	52%	76%	120%	54%	112%	102%				
180D	51%	72%	122%	54%	95%	112%				
365D	51%	69%	97%	53%	88%	100%				

Correlations

Intra-Crypto Correlations, LTM							Rolling 3M Correlations, LTM				
	BTC	ETH	XRP	BNB	SOL	DOGE					
BTC											
ETH	0.81										
XRP	0.52	0.51									
BNB	0.67	0.67	0.38								
SOL	0.75	0.71	0.53	0.59							
DOGE	0.80	0.72	0.53	0.61	0.68						

Stablecoins

Stablecoin Market Size and Volume, \$m					Stablecoin Dominance (LHS) & Market Cap \$b (RHS), LTM	
Ticker	Price	1d Vol	20d Avg Vol	Market Cap		
USDT	1.00	60,142	64,453	144,077		
USDC	1.00	8,731	8,940	60,225		
USDe	1.00	71	75	5,372		
DAI	1.00	122	123	5,366		
FDUSD				2,410		
USDO	1.00			951		

Ethereum Mainnet & Layer 2s

Mainnet & Layer 2 Transactions (m/day) and L2 TVL (\$m)					Transactions (m/day), Rolling 90-Day Average, LTM					
Network	1d	30d Avg	TVL	Tech Type						
Base	7.0	228.3		Optimistic Rollup						
Taiko Alethia	2.2	76.7								
Arbitrum One	2.0	65.3		Optimistic Rollup						
World Chain	1.8	45.5								
Soneium	1.6	41.0								
Ethereum	1.2	36.3	-	mainnet						
OP Mainnet	1.1	30.1		Optimistic Rollup						
Abstract	0.8	22.4								
Starknet	0.3	16.5		ZK Rollup						
Blast	0.6	13.6		Optimistic Rollup						

Layer 2 Token Performance & Market Cap (\$b)					
	MNT	ARB	OP	MOVE	X
24h Return	+0.15%	-2%	0%	-4%	+3.23%
Market Cap	\$ 2.84	\$ 1.78	\$ 1.45	\$ 1.33	\$ 1.16

NFTs and DAOs

NFT Collection Stats (\$; Volume, MC in \$m)						DAO Treasury Amount (\$m) and Composition					
Collection	Floor	% Listed	3M Ret.	3M Vol	Market Cap	DAO	Treasury	Stables	BTC/ETH	Own Tokens	Other
CryptoPunks	82,479	41%	-33%	65,415	825	Mantle	2,732	1%	3%	92%	5%
Bored Ape Yacht C	28,945	54%	-48%	51,617	290	Uniswap	2,567	0%	0%	100%	0%
Pudgy Penguins	21,103	56%	-71%	204,601	188	Optimism	1,749	0%	0%	100%	0%
Autoglyphs	211,250	33%	-51%	2,743	108	ENS	1,242	2%	5%	92%	1%
Mutant Ape Yacht	4,871	60%	-52%	26,344	95	Arbitrum	1,095	0%	1%	99%	0%
Chromie Squiggle	8,571	28%	-46%	1,982	86	Ethereum	504	0%	98%	0%	2%
Mad Lads	7,284	64%	-40%	16,600	73	Golem	270	0%	85%	15%	0%
Milady Maker	7,069	53%	-50%	64,171	71	Gnosis	235	10%	5%	49%	36%
The Band Bears	60,357	3%	96%	8,695	70	Sky	219	48%	0%	52%	0%
Fidenza by Tyler H	65,367	50%	-56%	1,289	65	Lido	205	13%	34%	53%	0%

Crypto News

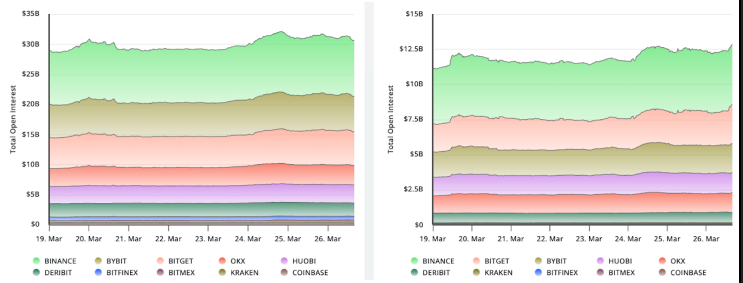
- [NYDIG to Acquire Crusoe's Bitcoin Mining Operation - GlobeNewswire](#)
- [PumpSwap is already the 2nd-largest AMM on Solana - Blockworks](#)
- [Celo Migration to Layer-2 Network Is Done, Bringing in New Era for the Blockchain - CoinDesk](#)
- [SEC's Crypto Task Force Will Host 4 More Industry Roundtables - CoinDesk](#)
- [Tokenized Treasuries Hit \\$5B Milestone as Fidelity Touts RWA Potential for Collateral - CoinDesk](#)
- [GameStop to Add Bitcoin to Balance Sheet - CoinDesk](#)
- [SEC Drops Investigation into Web3 Gaming Firm Immutable - CoinDesk](#)
- [Bitso to launch Mexican peso-pegged stablecoin on Arbitrum - Cointelegraph](#)
- [Ethereum devs prepare final Pectra test before mainnet launch - Cointelegraph](#)

Crypto Futures

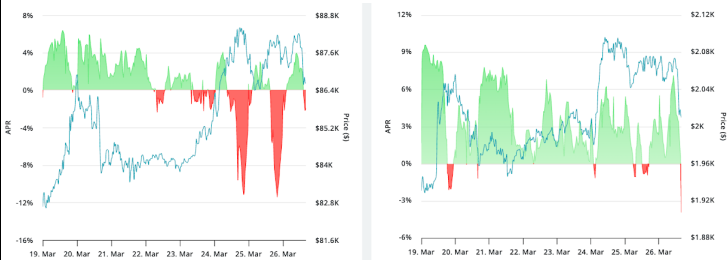
Futures Volume (BTC LHS ; ETH RHS), 1d



Futures Open Interest (BTC LHS ; ETH RHS)



OI Weighted Funding Rate (BTC LHS ; ETH RHS), 1d

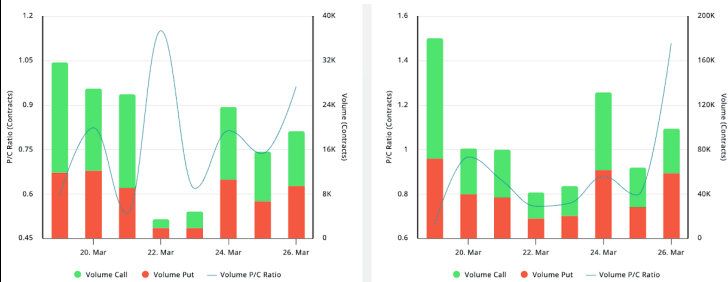


Liquidations (BTC LHS ; ETH RHS), 1d



Crypto Options

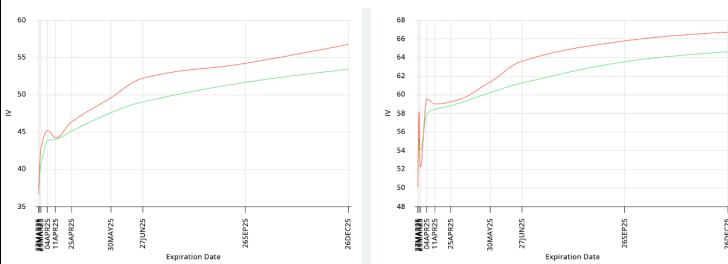
Options Volume & Put/Call Ratio (BTC LHS ; ETH RHS), 1d



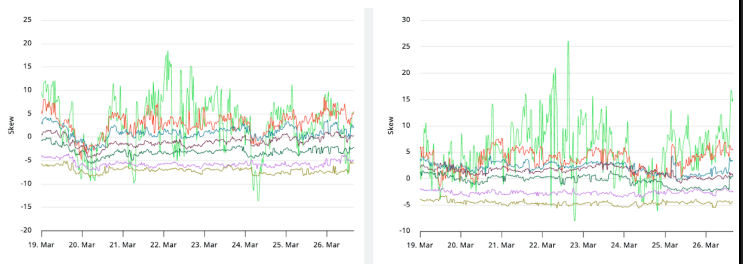
ATM Implied Volatility (BTC LHS ; ETH RHS)



ATM Implied Vol Term Structure (BTC LHS ; ETH RHS)



25 Delta Skew (BTC LHS ; ETH RHS)





March 26, 2025

About GSR

GSR has over a decade of extensive experience in the crypto market, serving as a trusted liquidity provider and active, multi-stage investor. Our suite of services includes OTC Trading, Derivatives, and Market Making. GSR is actively involved in every major sector of the digital asset ecosystem, working with token issuers, institutional investors, miners, and leading trading venues.

For more information or if we can help with anything, please see gsr.io or contact us at gsr@gsr.io.

Follow GSR for more content: [Twitter](#) [Telegram](#) [LinkedIn](#)

Authors

Brian Rudick, Senior Strategist	Twitter	Telegram
Carlos Guzman, Research Analyst	Twitter	Telegram
Toe Bautista, Research Analyst	Twitter	Telegram

Required Disclosures

This material is provided by GSR (the "Firm") solely for informational purposes. It is not intended to be advice or a recommendation to buy, sell or hold any investment mentioned. Investors should form their own views in relation to any proposed investment.

It is intended only for sophisticated, institutional investors and does not constitute an offer or commitment, a solicitation of an offer or commitment, or any advice or recommendation, to enter into or conclude any transaction (whether on the terms shown or otherwise), or to provide investment services in any state or country where such an offer or solicitation or provision would be illegal. The Firm is not and does not act as an advisor or fiduciary in providing this material.

This material is not an independent research report, and has not been prepared in accordance with any legal requirements by any regulator (including the FCA, FINRA or CFTC) designed to promote the independence of investment research.

This material is not independent of the Firm's proprietary interests, which may conflict with the interests of any counterparty of the Firm. The Firm may trade investments discussed in this material for its own account, may trade contrary to the views expressed in this material, and may have positions in other related instruments. The Firm is not subject to any prohibition on dealing ahead of the dissemination of this material.

Information contained herein is based on sources considered to be reliable, but is not guaranteed to be accurate or complete.

Any opinions or estimates expressed herein reflect a judgment made by the author(s) as of the date of publication, and are subject to change without notice. The Firm does not plan to update this information.

Trading and investing in digital assets involves significant risks including price volatility and illiquidity and may not be suitable for all investors. The Firm is not liable whatsoever for any direct or consequential loss arising from the use of this material.

Copyright of this material belongs to GSR. Neither this material nor any copy thereof may be taken, reproduced or redistributed, directly or indirectly, without prior written permission of GSR.

Please see [here](#) for additional Regulatory Legal Notices relevant to US, UK and Singapore

Notes & Sources

All options data is based on Deribit and derivatives graphics are from Laevidas. Market returns are based on price returns for the following ETFs: VOO, QQQ, EWU, EWG, EWJ, and EWH. Onchain volumes are not considered and thus certain token volumes may be understated (e.g., stETH).

CoinGecko	Santiment	DefiLlama	CoinMarketCap	Laevidas
L2Beat	Google Finance	TradingView	Deribit	WorldCoinIndex
Cryptorank	Investing.com	NFT Price Floor	CryptoSlate	