












Crypto Leaderboard

Rank	Name	Ticker	Price	24h	7d	30d	24h Vol \$m	MC \$m	1-Year Chart
1	Bitcoin	BTC	\$87,227	1%	4%	-2%	26,819	1,730,827	
2	Ethereum	ETH	\$2,009	1%	2%	-19%	12,789	242,457	
3	Tether	USDT	\$1.00	0%	0%	0%	21,827	144,155	
4	XRP Ledger	XRP	\$2.35	-1%	-3%	1%	3,164	136,853	
5	BNB	BNB	\$639	4%	2%	3%	2,026	93,239	
6	Solana	SOL	\$139	1%	9%	-4%	3,382	71,028	
7	USD Coin	USDC	\$1.00	0%	0%	0%	9,916	60,265	
8	Dogecoin	DOGE	\$0.19	-1%	13%	-10%	1,533	28,381	
9	Cardano	ADA	\$0.74	1%	3%	8%	621	26,467	
10	TRON	TRX	\$0.23	2%	0%	1%	595	22,202	

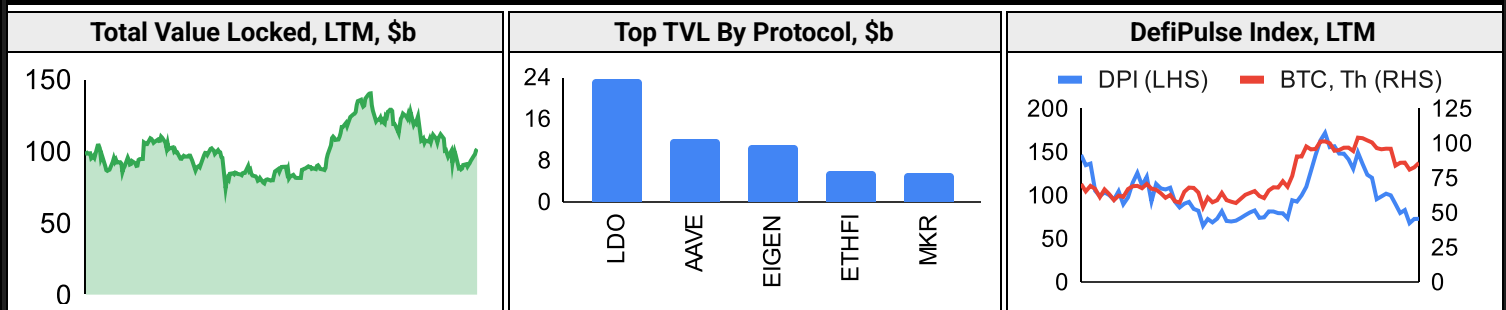
Top & Bottom Performers - Top 100 Tokens

24h		7 Days		30 Days		90 Days		365 Days	
BERA	12%	CRO	24%	CRO	30%	PI	81%	OM	792%
SUI	10%	BONK	19%	BGB	16%	OM	78%	BGB	416%
TON	8%	SUI	19%	BCH	11%	GT	47%	XRP	285%
ENA	8%	AVAX	18%	GT	11%	DEXE	45%	WBT	248%
SHIB	-2%	OKB	-3%	QNT	-24%	THETA	-54%	STX	-79%
MOVE	-2%	XRP	-3%	LDO	-27%	BONK	-57%	IMX	-79%
BCH	-3%	DEXE	-8%	TAO	-28%	FET	-58%	LBTC	-81%
FLR	-4%	LBTC	-24%	LBTC	-46%	LBTC	-75%	FET	-82%

Category Performance

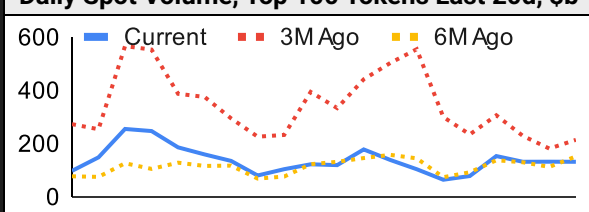
Category	7d	30d	90d	180d	365d	Ecosystem	7d	30d	90d	180d	365d
Privacy	9%	5%	-24%	11%	-24%	Tron	0%	-2%	-20%	11%	27%
CEXs	2%	3%	-14%	34%	9%	Ethereum	8%	-4%	-42%	-6%	-44%
Currency	1%	-3%	-18%	60%	28%	Cosmos	2%	-7%	-42%	-35%	-66%
DEX	7%	-3%	-44%	-16%	-56%	Avalanche	5%	-9%	-37%	-17%	-46%
IoT/Data/Comp.	6%	-3%	-44%	-30%	-62%	Polygon	2%	-9%	-44%	-28%	-60%
Smart Contract	4%	-6%	-36%	-9%	-43%	BSC	2%	-10%	-39%	-37%	-59%
Other DeFi	8%	-7%	12%	13%	-27%	Solana	6%	-11%	-45%	-29%	-62%
Meme	10%	-7%	-43%	-15%	-40%	Polkadot	2%	-14%	-50%	-33%	-64%
Gaming/Entertai	6%	-7%	-48%	-30%	-69%						
Lending	1%	-8%	-26%	-13%	-30%						
Scaling	-9%	-22%	-53%	-40%	-75%						

DeFi

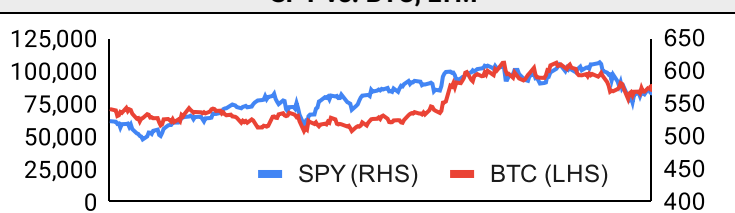


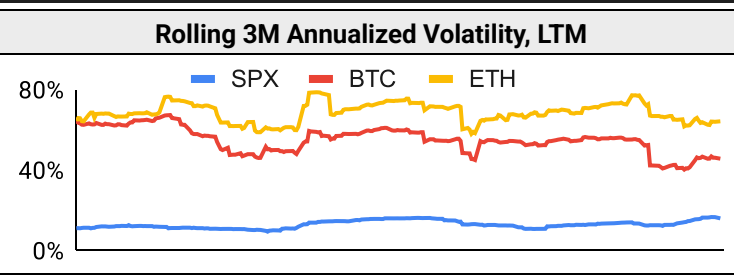
Trading Volume

Aggregate Volumes by Product, \$b					Top Derivatives Exchanges, \$m and bps					Top Spot Exchanges, \$m		
Product	1d	7d	30d	O/I	Exchange	1d Vol	O/I	Mkr	Tkr	Exchange	Mkts	1d Vol
Spot	33	227.12	1540	n/a	Binance	54,390	21,245	2.0	4.0	Binance	1,878	16,630
Perpetuals	152	952	7,420	1,270	OKX	23,545	6,808	2.0	5.0	Bybit	1,209	2,782
Futures	0	1	8	1	Bybit	21,130	13,206	2.0	5.5	Coinbase	435	2,262
Options	0	0	2	n/a	Bitget	20,567	13,759	2.0	6.0	Upbit	457	2,249

Daily Spot Volume, Top 100 Tokens Last 20d, \$b				Top Volume, 1d, \$m		Top Volume, %20d Avg		Low Volume, %20d Avg	
				USDT	58,823	SUSDE	570%	RETH	1%
				BTC	26,254	IMX	232%	STETH	38%
				ETH	12,383	SUI	194%	OKB	39%
				USDC	9,957	STX	162%	RSETH	47%
				FDUSD	5,628	MNT	157%	WBT	49%

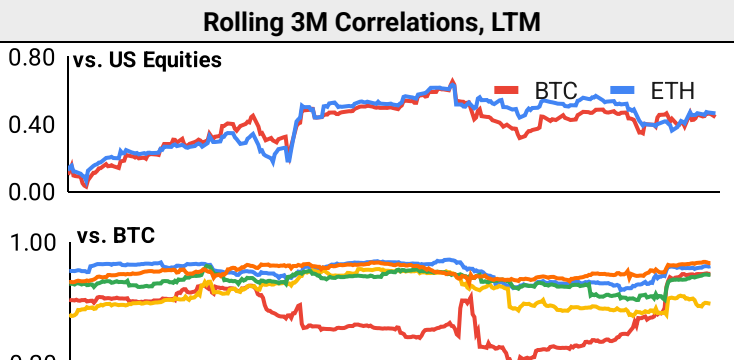
Traditional Finance

Global Equity Markets							SPY vs. BTC, LTM				
	US	USGrwth	UK	Germany	Japan	HK					
1D	-1%	-1%	-2%	-1%	-1%	-1%					
7D	1%	1%	-2%	-4%	-1%	-4%					
90D	-5%	-9%	-5%	16%	5%	3%					
365D	10%	9%	10%	19%	-1%	12%					

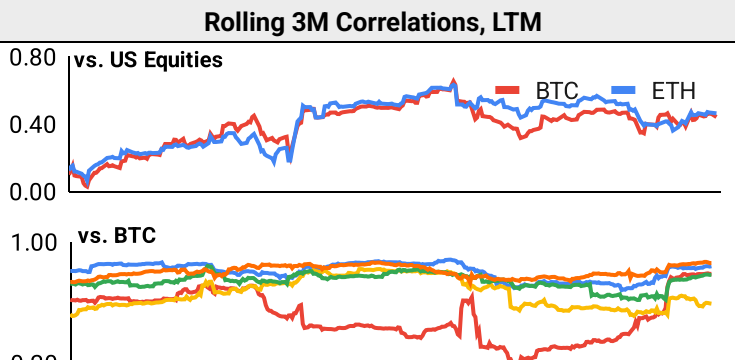
10-Year Treasury Yields							Commodities & FX				
	US	Brazil	UK	Germany	Japan	HK					
Last	4.36%	14.99%	4.84%	2.77%	1.56%	3.54%					
1d Chg	0.03	-0.17	0.06	-0.01	-0.02	-0.06					

10-Year Treasury Yields							Commodities & FX				
	US	Brazil	UK	Germany	Japan	HK	WTI	Gas	Gold	USD/EUR	USD/JPY
Last	4.36%	14.99%	4.84%	2.77%	1.56%	3.54%	69.9	3.93	+0.06%	0.93	151.1
1d % Chg	0.03	-0.17	0.06	-0.01	-0.02	-0.06	0.4%	1.5%	59.7%	-0.4%	0.3%

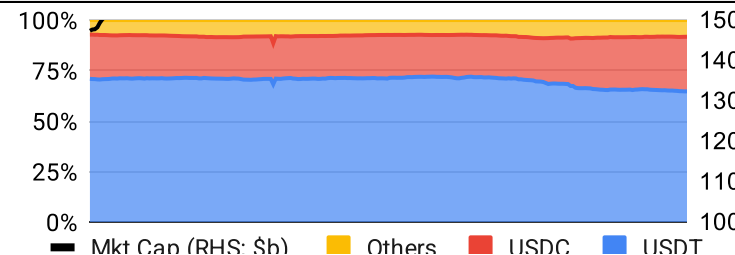
Volatility

Annualized Volatility							Rolling 3M Annualized Volatility, LTM				
	BTC	ETH	XRP	BNB	SOL	DOGE					
30D	70%	96%	161%	59%	142%	118%					
90D	52%	76%	120%	55%	112%	102%					
180D	51%	72%	122%	54%	95%	112%					
365D	51%	69%	97%	54%	88%	100%					

Correlations

Intra-Crypto Correlations, LTM							Rolling 3M Correlations, LTM				
	BTC	ETH	XRP	BNB	SOL	DOGE					
BTC											
ETH	0.81										
XRP	0.52	0.51									
BNB	0.66	0.67	0.38								
SOL	0.75	0.71	0.53	0.59							
DOGE	0.80	0.72	0.53	0.61	0.68						

Stablecoins

Stablecoin Market Size and Volume, \$m					Stablecoin Dominance (LHS) & Market Cap \$b (RHS), LTM	
Ticker	Price	1d Vol	20d Avg Vol	Market Cap		
USDT	1.00	58,823	61,759	144,149		
USDC	1.00	9,957	8,844	60,234		
DAI	1.00	135	123	5,366		
USDe	1.00	167	79	5,298		
FDUSD				2,390		
USDO	1.00			948		

Ethereum Mainnet & Layer 2s

Mainnet & Layer 2 Transactions (m/day) and L2 TVL (\$m)					Transactions (m/day), Rolling 90-Day Average, LTM																													
Network	1d	30d Avg	TVL	Tech Type																														
Base	6.9	227.9		Optimistic Rollup	<table border="1"> <thead> <tr> <th colspan="6">Layer 2 Token Performance & Market Cap (\$b)</th> </tr> <tr> <th></th> <th>MNT</th> <th>ARB</th> <th>OP</th> <th>MOVE</th> <th>X</th> </tr> </thead> <tbody> <tr> <td>24h Return</td> <td>0%</td> <td>-1%</td> <td>+1.63%</td> <td>-4%</td> <td>-2%</td> </tr> <tr> <td>Market Cap</td> <td>\$ 2.83</td> <td>\$ 1.76</td> <td>\$ 1.47</td> <td>\$ 1.29</td> <td>\$ 1.12</td> </tr> </tbody> </table>						Layer 2 Token Performance & Market Cap (\$b)							MNT	ARB	OP	MOVE	X	24h Return	0%	-1%	+1.63%	-4%	-2%	Market Cap	\$ 2.83	\$ 1.76	\$ 1.47	\$ 1.29	\$ 1.12
Layer 2 Token Performance & Market Cap (\$b)																																		
	MNT	ARB	OP	MOVE							X																							
24h Return	0%	-1%	+1.63%	-4%							-2%																							
Market Cap	\$ 2.83	\$ 1.76	\$ 1.47	\$ 1.29							\$ 1.12																							
Taiko Alethia	2.1	76.6		Optimistic Rollup																														
Arbitrum One	2.2	65.2																																
World Chain	1.6	45.6		mainnet																														
Soneium	1.5	40.6																																
Ethereum	1.3	36.3	-																															
OP Mainnet	1.3	30.2		Optimistic Rollup																														
Abstract	0.6	22.3		ZK Rollup																														
Starknet	0.2	15.2																																
Blast	0.6	13.8																																

NFTs and DAOs

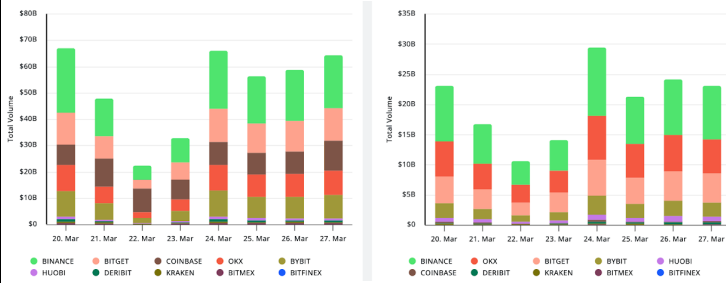
NFT Collection Stats (\$; Volume, MC in \$m)						DAO Treasury Amount (\$m) and Composition					
Collection	Floor	% Listed	3M Ret.	3M Vol	Market Cap	DAO	Treasury	Stables	BTC/ETH	Own Tokens	Other
CryptoPunks	85,038	41%	-29%	66,044	850	Mantle	2,713	1%	2%	92%	5%
Bored Ape Yacht C	28,732	54%	-48%	51,653	287	Uniswap	2,504	0%	0%	100%	0%
Pudgy Penguins	20,612	56%	-73%	198,875	183	Optimism	1,788	0%	0%	100%	0%
Autoglyphs	240,165	33%	-44%	2,954	123	ENS	1,234	2%	5%	92%	1%
Mutant Ape Yacht	4,681	60%	-54%	26,238	92	Arbitrum	1,079	0%	1%	99%	0%
Chromie Squiggle	8,526	28%	-45%	1,954	85	Ethereum	498	0%	98%	0%	2%
Mad Lads	7,308	64%	-39%	16,551	73	Golem	262	0%	85%	15%	0%
Milady Maker	6,855	53%	-51%	63,608	69	Gnosis	232	10%	5%	49%	36%
Fidenza by Tyler H	65,025	50%	-56%	1,289	65	Sky	223	47%	0%	53%	0%
Doodles	6,336	39%	-69%	71,746	63	AAVE	204	28%	5%	55%	12%

Crypto News

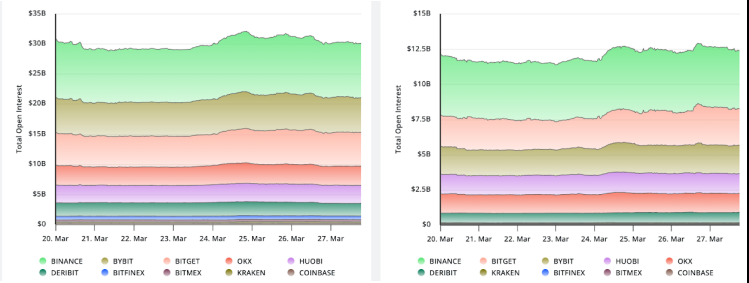
- [Sam Altman's World launches Mini Apps 1.2, lets devs build-to-earn - Blockworks](#)
- [Trump's Pick to Run SEC Paul Atkins Promises New Crypto Stance, Gets Few Questions - CoinDesk](#)
- [Circle and Near Invest \\$14M in Remittances App for Indian Diaspora - CoinDesk](#)
- [Tether Boosts Stake in \\$1.12B Agricultural Firm Adecoagro to 70% - CoinDesk](#)
- [Warlock Labs Raises \\$8M to Shake Up On-Chain Order Flow - CoinDesk](#)
- [NYSE-Parent ICE to Explore New Products With Circle's Stablecoin, Tokenized Fund - CoinDesk](#)
- [Ripple Partners With Chipper Cash to Boost Payments in Africa Using XRP - CoinDesk](#)
- [Northern Trust to Provide Custody, Cash Management Services for Stablecoin Issuer Haycen - CoinDesk](#)
- [Sony's Soneium blockchain, Animoca Brands bring anime to Web3 - Cointelegraph](#)

Crypto Futures

Futures Volume (BTC LHS ; ETH RHS), 1d



Futures Open Interest (BTC LHS ; ETH RHS)



OI Weighted Funding Rate (BTC LHS ; ETH RHS), 1d

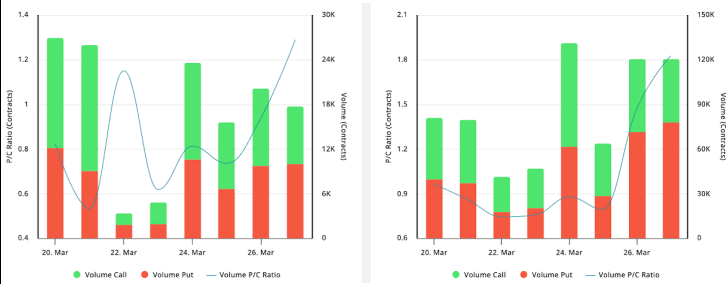


Liquidations (BTC LHS ; ETH RHS), 1d

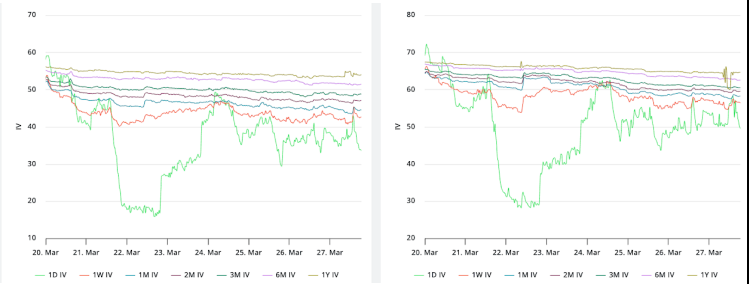


Crypto Options

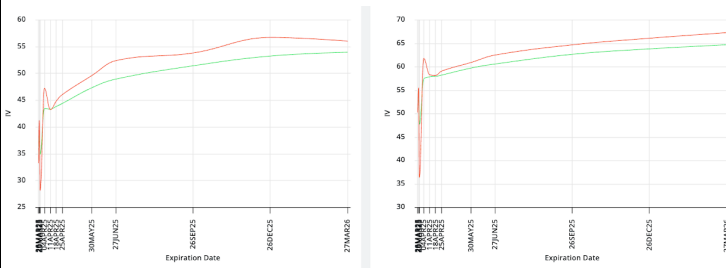
Options Volume & Put/Call Ratio (BTC LHS ; ETH RHS), 1d



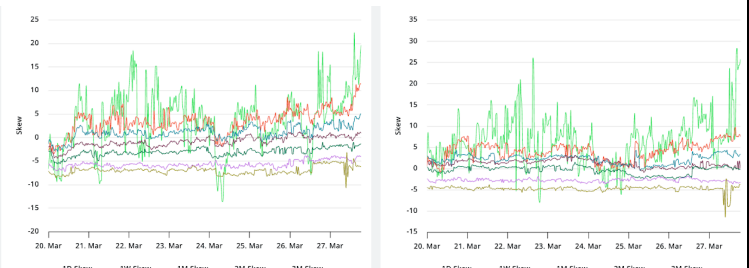
ATM Implied Volatility (BTC LHS ; ETH RHS)



ATM Implied Vol Term Structure (BTC LHS ; ETH RHS)



25 Delta Skew (BTC LHS ; ETH RHS)





March 27, 2025

About GSR

GSR has over a decade of extensive experience in the crypto market, serving as a trusted liquidity provider and active, multi-stage investor. Our suite of services includes OTC Trading, Derivatives, and Market Making. GSR is actively involved in every major sector of the digital asset ecosystem, working with token issuers, institutional investors, miners, and leading trading venues.

For more information or if we can help with anything, please see gsr.io or contact us at gsr@gsr.io.

Follow GSR for more content: [Twitter](#) [Telegram](#) [LinkedIn](#)

Authors

Brian Rudick, Senior Strategist	Twitter	Telegram
Carlos Guzman, Research Analyst	Twitter	Telegram
Toe Bautista, Research Analyst	Twitter	Telegram

Required Disclosures

This material is provided by GSR (the "Firm") solely for informational purposes. It is not intended to be advice or a recommendation to buy, sell or hold any investment mentioned. Investors should form their own views in relation to any proposed investment.

It is intended only for sophisticated, institutional investors and does not constitute an offer or commitment, a solicitation of an offer or commitment, or any advice or recommendation, to enter into or conclude any transaction (whether on the terms shown or otherwise), or to provide investment services in any state or country where such an offer or solicitation or provision would be illegal. The Firm is not and does not act as an advisor or fiduciary in providing this material.

This material is not an independent research report, and has not been prepared in accordance with any legal requirements by any regulator (including the FCA, FINRA or CFTC) designed to promote the independence of investment research.

This material is not independent of the Firm's proprietary interests, which may conflict with the interests of any counterparty of the Firm. The Firm may trade investments discussed in this material for its own account, may trade contrary to the views expressed in this material, and may have positions in other related instruments. The Firm is not subject to any prohibition on dealing ahead of the dissemination of this material.

Information contained herein is based on sources considered to be reliable, but is not guaranteed to be accurate or complete.

Any opinions or estimates expressed herein reflect a judgment made by the author(s) as of the date of publication, and are subject to change without notice. The Firm does not plan to update this information.

Trading and investing in digital assets involves significant risks including price volatility and illiquidity and may not be suitable for all investors. The Firm is not liable whatsoever for any direct or consequential loss arising from the use of this material.

Copyright of this material belongs to GSR. Neither this material nor any copy thereof may be taken, reproduced or redistributed, directly or indirectly, without prior written permission of GSR.

Please see [here](#) for additional Regulatory Legal Notices relevant to US, UK and Singapore

Notes & Sources

All options data is based on Deribit and derivatives graphics are from Laevidas. Market returns are based on price returns for the following ETFs: VOO, QQQ, EWU, EWG, EWJ, and EWH. Onchain volumes are not considered and thus certain token volumes may be understated (e.g., stETH).

CoinGecko	Santiment	DefiLlama	CoinMarketCap	Laevidas
L2Beat	Google Finance	TradingView	Deribit	WorldCoinIndex
Cryptorank	Investing.com	NFT Price Floor	CryptoSlate	