











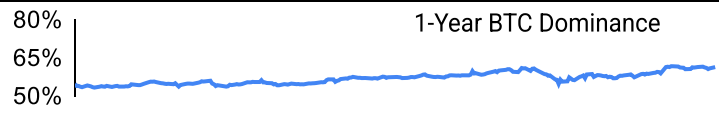
## Crypto Leaderboard

Rank	Name	Ticker	Price	24h	7d	30d	24h Vol \$m	MC \$m	1-Year Chart
1	Bitcoin	BTC	\$86,921	-7%	-5%	-14%	61,583	1,722,402	
2	Ethereum	ETH	\$2,174	-12%	-13%	-30%	31,315	261,893	
3	Tether	USDT	\$1.00	0%	0%	0%	91,177	142,330	
4	XRP Ledger	XRP	\$2.44	-14%	7%	-16%	11,518	141,588	
5	BNB	BNB	\$578	-8%	-6%	-11%	1,460	84,334	
6	Solana	SOL	\$146	-14%	3%	-32%	10,308	74,381	
7	USD Coin	USDC	\$1.00	0%	0%	0%	9,808	56,319	
8	Cardano	ADA	\$0.88	-13%	29%	-2%	6,021	31,665	
9	Dogecoin	DOGE	\$0.20	-11%	-3%	-34%	2,647	30,170	
10	Lido stETH	STETH	\$2,173	-12%	-14%	-30%	74	20,378	

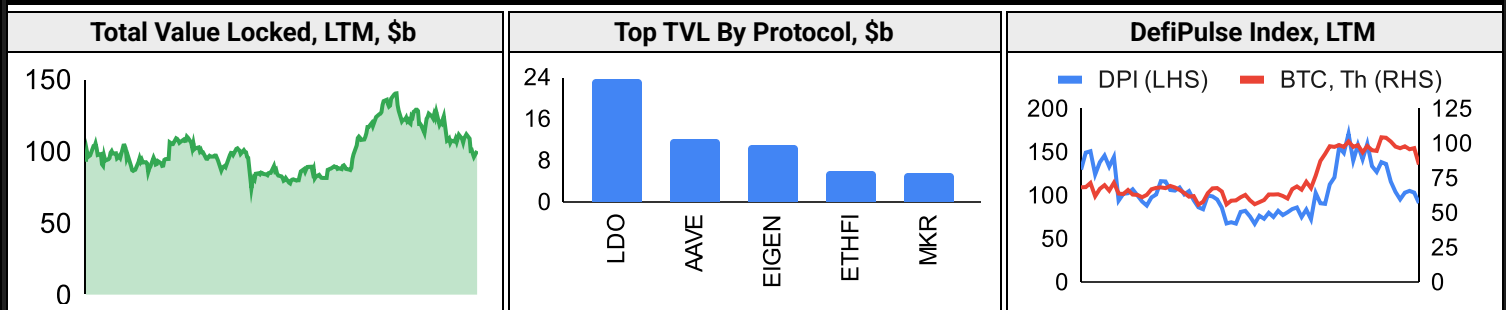
## Top & Bottom Performers - Top 100 Tokens

24h		7 Days		30 Days		90 Days		365 Days	
WBT	4%	ADA	29%	OM	38%	BGB	165%	OM	2505%
LEO	1%	HBAR	18%	MKR	27%	OM	84%	BGB	367%
FTN	0%	LEO	14%	WBT	9%	DEXE	71%	GT	296%
USDO	0%	BCH	14%	LEO	3%	GT	65%	XRP	288%
BERA	-17%	RSETH	-16%	BONK	-42%	SEI	-66%	POL	-76%
TIA	-18%	LBTC	-16%	LDO	-44%	IMX	-69%	TIA	-79%
S	-20%	LDO	-18%	ENA	-45%	BONK	-69%	IMX	-80%
MOVE	-21%	TAO	-23%	TRUMP	-56%	STX	-70%	ARB	-80%

## Category Performance

Category	7d	30d	90d	180d	365d	Ecosystem	7d	30d	90d	180d	365d
Privacy	4%	-13%	-44%	14%	-24%	Tron	-5%	-12%	-51%	8%	30%
Currency	3%	-16%	-34%	84%	37%	BSC	-6%	-18%	-56%	-18%	-52%
Lending	-6%	-17%	-38%	5%	-24%	Cosmos	-2%	-24%	-58%	-16%	-61%
Smart Contract	-1%	-24%	-54%	15%	-37%	Polkadot	-2%	-24%	-55%	-10%	-54%
CEXs	-12%	-25%	-23%	31%	29%	Avalanche	-5%	-26%	-48%	1%	-41%
Other DeFi	-2%	-25%	-1%	31%	-25%	Polygon	-3%	-27%	-56%	-12%	-56%
DEX	-3%	-26%	-57%	-3%	-46%	Ethereum	-5%	-28%	-49%	7%	-45%
Scaling	-5%	-30%	-57%	-13%	-69%	Solana	-5%	-32%	-45%	-10%	-48%
IoT/Data/Comp.	-2%	-30%	-61%	-15%	-62%						
Meme	-5%	-32%	-49%	26%	-26%						
Gaming/Entertai	-2%	-33%	-60%	-10%	-66%						

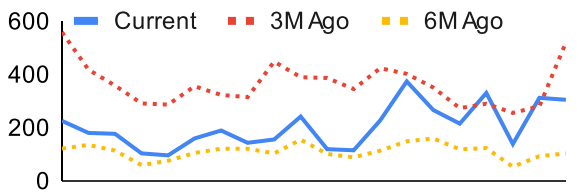
## DeFi



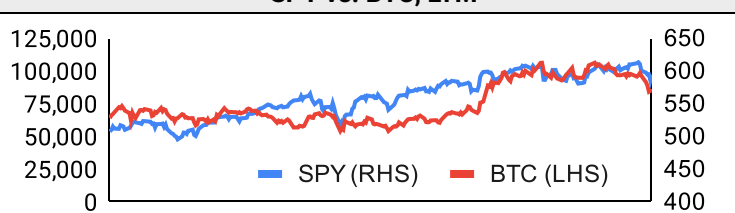
### Trading Volume

Aggregate Volumes by Product, \$b					Top Derivatives Exchanges, \$m and bps				Top Spot Exchanges, \$m			
Product	1d	7d	30d	O/I	Exchange	1d Vol	O/I	Mkr	Tkr	Exchange	Mkts	1d Vol
Spot	85	445.45	1640	n/a	Binance	111,112	21,292	2.0	4.0	Binance	1,825	35,944
Perpetuals	461	2,100	6,410	859	Bybit	42,009	12,761	2.0	5.5	Bybit	1,170	4,740
Futures	0	2	8	1	OKX	43,987	6,491	2.0	5.0	Coinbase	426	6,329
Options	0	1	1	n/a	Bitget	34,166	12,950	2.0	6.0	OKX	952	6,290

Daily Spot Volume, Top 100 Tokens Last 20d, \$b				Top Volume, 1d, \$m		Top Volume, %20d Avg		Low Volume, %20d Avg	
				USDT	132,358	CRO	579%	OM	47%
				BTC	67,344	ADA	509%	STETH	68%
				ETH	29,674	RSETH	247%	METH	77%
				XRP	14,057	IOTA	239%	JUP	78%
				USDC	13,371	HBAR	222%	WSTETH	79%

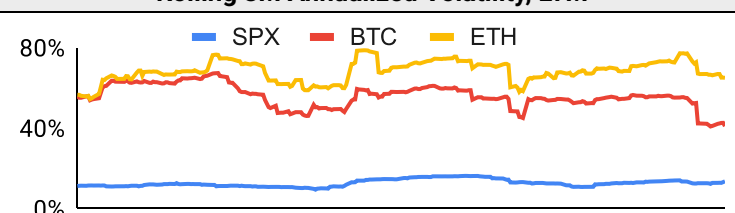
### Traditional Finance

Global Equity Markets							SPY vs. BTC, LTM	
	US	USGrwth	UK	Germany	Japan	HK		
1D	2%	2%	0%	0%	-1%	0%		
7D	-1%	-3%	0%	0%	-1%	2%		
90D	-1%	0%	-4%	12%	-2%	1%		
365D	17%	16%	6%	18%	-1%	8%		

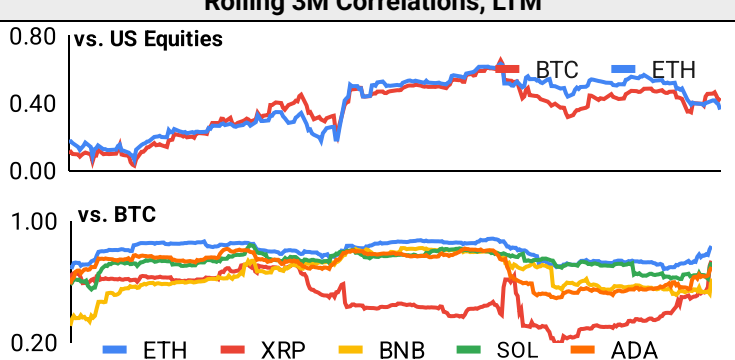
  

10-Year Treasury Yields							Commodities & FX					
	US	Brazil	UK	Germany	Japan	HK	Last	WTI	Gas	Gold	USD/EUR	USD/JPY
Last	4.18%	15.27%	4.61%	2.48%	1.40%	3.51%	Last	68.3	4.13	0	0.95	150.2
1d Chg	-0.05	0.00	0.05	-0.01	0.00	-0.06	1d % Chg	-2.1%	7.6%	47.3%	-1.1%	-0.3%

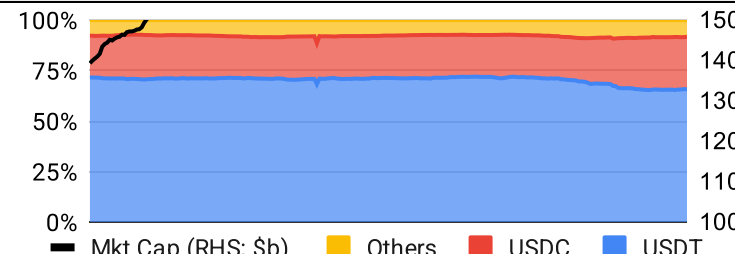
### Volatility

Annualized Volatility							Rolling 3M Annualized Volatility, LTM			
	BTC	ETH	XRP	BNB	SOL	ADA				
30D	59%	96%	160%	70%	138%	279%				
90D	50%	77%	122%	55%	108%	177%				
180D	49%	70%	118%	52%	91%	145%				
365D	53%	70%	98%	60%	90%	114%				

### Correlations

Intra-Crypto Correlations, LTM							Rolling 3M Correlations, LTM				
	BTC	ETH	XRP	BNB	SOL	ADA					
BTC											
ETH	0.81										
XRP	0.51	0.51									
BNB	0.65	0.64	0.35								
SOL	0.74	0.69	0.50	0.59							
ADA	0.63	0.65	0.69	0.46	0.64						

## Stablecoins

Stablecoin Market Size and Volume, \$m					Stablecoin Dominance (LHS) & Market Cap \$b (RHS), LTM	
Ticker	Price	1d Vol	20d Avg Vol	Market Cap		
USDT	1.00	132,358	92,077	142,347		
USDC	1.00	13,371	8,967	56,331		
USDe	1.00	98	118	5,458		
DAI	1.00	181	228	5,365		
FDUSD				2,068		
USDO	1.00			1,069		

## Ethereum Mainnet & Layer 2s

Mainnet & Layer 2 Transactions (m/day) and L2 TVL (\$m)					Transactions (m/day), Rolling 90-Day Average, LTM																													
Network	1d	30d Avg	TVL	Tech Type																														
Base	8.1	224.8		Optimistic Rollup	<table border="1"> <thead> <tr> <th colspan="6">Layer 2 Token Performance &amp; Market Cap (\$b)</th> </tr> <tr> <th></th> <th>MNT</th> <th>ARB</th> <th>OP</th> <th>X</th> <th>STX</th> </tr> </thead> <tbody> <tr> <td>24h Return</td> <td>-6%</td> <td>-13%</td> <td>-12%</td> <td>-11%</td> <td>-14%</td> </tr> <tr> <td>Market Cap</td> <td>\$ 2.48</td> <td>\$ 1.77</td> <td>\$ 1.65</td> <td>\$ 1.16</td> <td>\$ 1.14</td> </tr> </tbody> </table>						Layer 2 Token Performance & Market Cap (\$b)							MNT	ARB	OP	X	STX	24h Return	-6%	-13%	-12%	-11%	-14%	Market Cap	\$ 2.48	\$ 1.77	\$ 1.65	\$ 1.16	\$ 1.14
Layer 2 Token Performance & Market Cap (\$b)																																		
	MNT	ARB	OP	X							STX																							
24h Return	-6%	-13%	-12%	-11%							-14%																							
Market Cap	\$ 2.48	\$ 1.77	\$ 1.65	\$ 1.16							\$ 1.14																							
Taiko	2.4	72.1		Optimistic Rollup																														
Arbitrum One	1.9	56.2		Optimistic Rollup																														
World Chain	1.5	45.0																																
Ethereum	1.1	38.0	-	mainnet																														
Soneium	0.9	34.5																																
OP Mainnet	1.1	28.8		Optimistic Rollup																														
Abstract	0.9	24.5																																
Lisk	0.1	17.8		Optimistic Rollup																														
Blast	0.5	10.4		Optimistic Rollup																														

## NFTs and DAOs

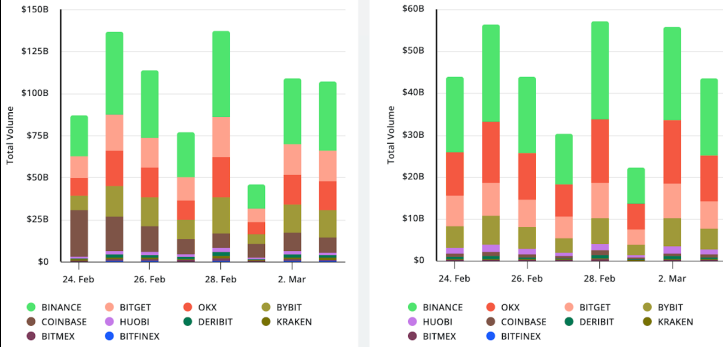
NFT Collection Stats (\$; Volume, MC in \$m)						DAO Treasury Amount (\$m) and Composition					
Collection	Floor	% Listed	3M Ret.	3M Vol	Market Cap	DAO	Treasury	Stables	BTC/ETH	Own Tokens	Other
CryptoPunks	77,170	41%	-49%	73,536	772	Uniswap	3,072	0%	0%	100%	0%
Bored Ape Yacht C	30,064	54%	-55%	79,095	301	Mantle	2,408	1%	3%	91%	5%
Pudgy Penguins	21,194	56%	-57%	461,162	188	Optimism	2,127	0%	0%	100%	0%
Autoglyphs	217,162	33%	-54%	2,165	111	ENS	1,613	1%	7%	91%	1%
Mutant Ape Yacht	4,630	60%	-61%	43,121	90	Arbitrum	1,228	0%	1%	99%	0%
Chromie Squiggle	8,891	28%	-54%	2,718	89	Ethereum	548	0%	98%	0%	2%
Milady Maker	8,004	53%	-64%	77,227	80	Golem	298	0%	85%	15%	0%
Mad Lads	7,216	63%	-14%	25,276	72	Gnosis	255	9%	5%	52%	35%
Doodles	7,079	39%	-16%	114,242	71	Olympus	240	72%	0%	28%	0%
Fidenza by Tyler H	70,648	50%	-64%	1,712	71	Lido	230	13%	34%	53%	0%

## Crypto News

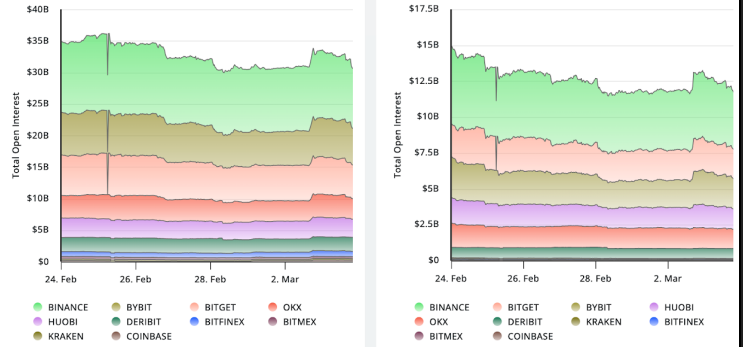
- [Cryptocurrency exchange Kraken says US SEC will dismiss lawsuit - Yahoo Finance](#)
- [Strategy Announces Dividend Amid Bitcoin Holdings Update - TipRanks](#)
- [Lawmakers Launch Bipartisan Congressional Crypto Caucus Following Trump Bitcoin Push - Decrypt](#)
- [Layer-2 BOB's 'Bitcoin DeFi' Continues Progress With Fireblocks Integration - CoinDesk](#)
- [Tether Names Simon McWilliams as CFO Amid Push for Full Audit - CoinDesk](#)
- [Coinbase Chasing Receipts at SEC to Tally Cost of Agency's Crypto Saga - CoinDesk](#)
- [Core Scientific Appoints Former Investment Banker as New CFO - CoinDesk](#)
- [U.S. Senate Expected to Vote on Erasing IRS's Crypto Broker Rule That Threatens DeFi: Source - CoinDesk](#)
- [Crypto.Com Wants to Revive \\$5B Worth of CRO Tokens It Once Burned in Peculiar 'Golden Age' Proposal - CoinDesk](#)

## Crypto Futures

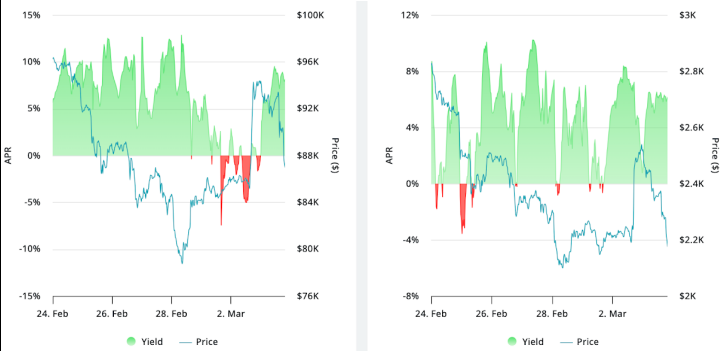
### Futures Volume (BTC LHS ; ETH RHS), 1d



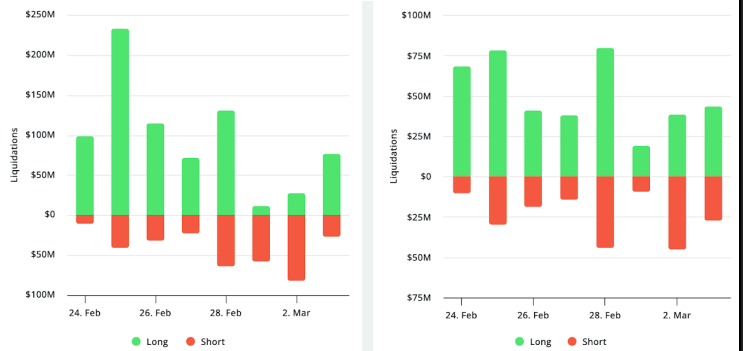
### Futures Open Interest (BTC LHS ; ETH RHS)



### OI Weighted Funding Rate (BTC LHS ; ETH RHS), 1d

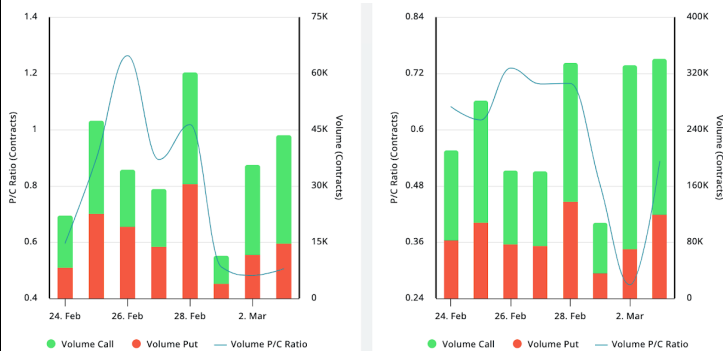


### Liquidations (BTC LHS ; ETH RHS), 1d



## Crypto Options

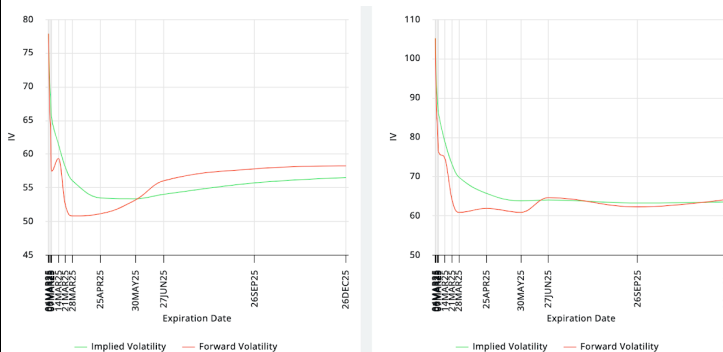
### Options Volume & Put/Call Ratio (BTC LHS ; ETH RHS), 1d



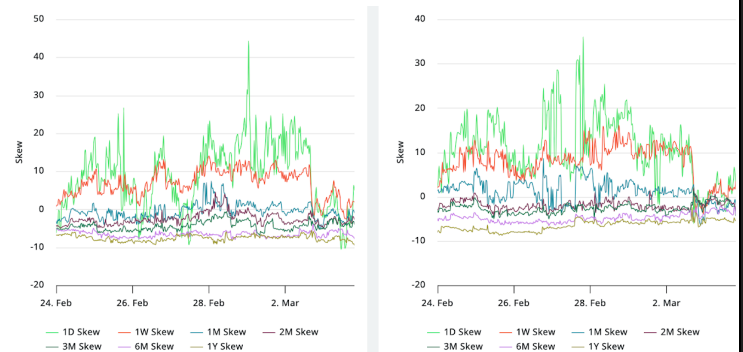
### ATM Implied Volatility (BTC LHS ; ETH RHS)



### ATM Implied Vol Term Structure (BTC LHS ; ETH RHS)



### 25 Delta Skew (BTC LHS ; ETH RHS)





March 3, 2025

### About GSR

GSR has over a decade of extensive experience in the crypto market, serving as a trusted liquidity provider and active, multi-stage investor. Our suite of services includes OTC Trading, Derivatives, and Market Making. GSR is actively involved in every major sector of the digital asset ecosystem, working with token issuers, institutional investors, miners, and leading trading venues.

For more information or if we can help with anything, please see [gsr.io](https://gsr.io) or contact us at [gsr@gsr.io](mailto:gsr@gsr.io).

Follow GSR for more content: [Twitter](#) [Telegram](#) [LinkedIn](#)

### Authors

Brian Rudick, Senior Strategist	<a href="#">Twitter</a>	<a href="#">Telegram</a>
Carlos Guzman, Research Analyst	<a href="#">Twitter</a>	<a href="#">Telegram</a>
Toe Bautista, Research Analyst	<a href="#">Twitter</a>	<a href="#">Telegram</a>

### Required Disclosures

This material is provided by GSR (the "Firm") solely for informational purposes. It is not intended to be advice or a recommendation to buy, sell or hold any investment mentioned. Investors should form their own views in relation to any proposed investment.

It is intended only for sophisticated, institutional investors and does not constitute an offer or commitment, a solicitation of an offer or commitment, or any advice or recommendation, to enter into or conclude any transaction (whether on the terms shown or otherwise), or to provide investment services in any state or country where such an offer or solicitation or provision would be illegal. The Firm is not and does not act as an advisor or fiduciary in providing this material.

This material is not an independent research report, and has not been prepared in accordance with any legal requirements by any regulator (including the FCA, FINRA or CFTC) designed to promote the independence of investment research.

This material is not independent of the Firm's proprietary interests, which may conflict with the interests of any counterparty of the Firm. The Firm may trade investments discussed in this material for its own account, may trade contrary to the views expressed in this material, and may have positions in other related instruments. The Firm is not subject to any prohibition on dealing ahead of the dissemination of this material.

Information contained herein is based on sources considered to be reliable, but is not guaranteed to be accurate or complete.

Any opinions or estimates expressed herein reflect a judgment made by the author(s) as of the date of publication, and are subject to change without notice. The Firm does not plan to update this information.

Trading and investing in digital assets involves significant risks including price volatility and illiquidity and may not be suitable for all investors. The Firm is not liable whatsoever for any direct or consequential loss arising from the use of this material.

Copyright of this material belongs to GSR. Neither this material nor any copy thereof may be taken, reproduced or redistributed, directly or indirectly, without prior written permission of GSR.

Please see [here](#) for additional Regulatory Legal Notices relevant to US, UK and Singapore

### Notes & Sources

All options data is based on Deribit and derivatives graphics are from Laevidas. Market returns are based on price returns for the following ETFs: VOO, QQQ, EWU, EWG, EWJ, and EWH. Onchain volumes are not considered and thus certain token volumes may be understated (e.g., stETH).

CoinGecko	Santiment	DefiLlama	CoinMarketCap	Laevidas
L2Beat	Google Finance	TradingView	Deribit	WorldCoinIndex
Cryptorank	Investing.com	NFT Price Floor	CryptoSlate	