











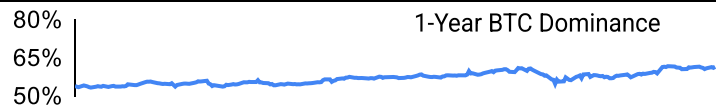
Crypto Leaderboard

Rank	Name	Ticker	Price	24h	7d	30d	24h Vol \$m	MC \$m	1-Year Chart
1	Bitcoin	BTC	\$89,817	2%	7%	-11%	54,795	1,781,301	
2	Ethereum	ETH	\$2,217	2%	-5%	-23%	24,608	267,362	
3	XRP Ledger	XRP	\$2.5	0%	14%	-7%	5,683	144,961	
4	Tether	USDT	\$1.00	0%	0%	0%	81,311	142,473	
5	BNB	BNB	\$596	2%	-3%	-3%	792	86,927	
6	Solana	SOL	\$145	2%	8%	-33%	5,723	73,731	
7	USD Coin	USDC	\$1.00	0%	0%	0%	11,079	56,851	
8	Cardano	ADA	\$0.99	7%	54%	22%	3,695	35,659	
9	Dogecoin	DOGE	\$0.20	2%	0%	-29%	1,476	30,219	
10	TRON	TRX	\$0.24	1%	7%	6%	752	20,997	

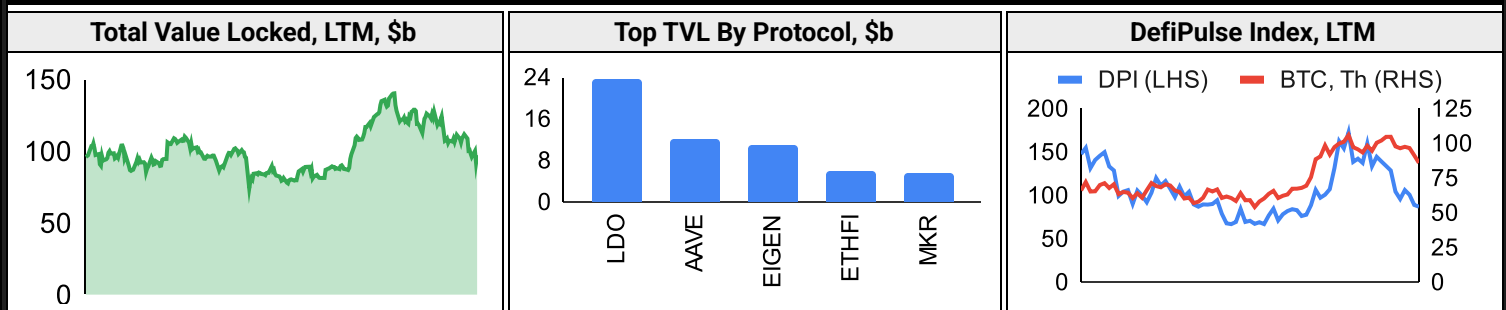
Top & Bottom Performers - Top 100 Tokens

24h		7 Days		30 Days		90 Days		365 Days	
BCH	24%	ADA	54%	MKR	39%	BGB	128%	OM	2179%
JTO	17%	BCH	33%	ADA	22%	OM	81%	BGB	393%
ONDO	17%	HBAR	26%	OM	16%	DEXE	80%	GT	323%
LINK	13%	TRUMP	20%	PI	12%	GT	72%	XRP	322%
JUP	-2%	OP	-14%	BONK	-39%	GALA	-69%	IMX	-78%
TON	-3%	PEPE	-15%	MNT	-40%	JASMY	-69%	OP	-78%
IP	-4%	MKR	-16%	ENA	-46%	BONK	-71%	TIA	-78%
TIA	-4%	LTC	-17%	TRUMP	-51%	STX	-73%	ARB	-79%

Category Performance

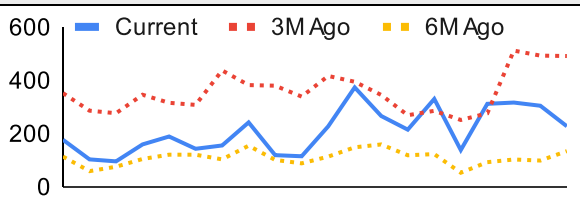
Category	7d	30d	90d	180d	365d	Ecosystem	7d	30d	90d	180d	365d
Currency	7%	-5%	-30%	100%	49%	Tron	4%	-2%	-34%	17%	26%
Privacy	-2%	-7%	-45%	18%	-21%	BSC	-8%	-8%	-56%	-15%	-49%
Lending	-1%	-11%	-37%	18%	-14%	Avalanche	-3%	-18%	-48%	10%	-34%
Smart Contract	2%	-13%	-51%	25%	-33%	Ethereum	-3%	-18%	-50%	19%	-40%
Other DeFi	-4%	-18%	1%	32%	-22%	Polygon	-1%	-18%	-56%	-5%	-52%
DEX	-4%	-20%	-58%	3%	-45%	Polkadot	-6%	-19%	-56%	-6%	-52%
IoT/Data/Comp.	-2%	-21%	-60%	-9%	-58%	Cosmos	-5%	-23%	-60%	-13%	-64%
CEXs	-2%	-23%	-24%	37%	30%	Solana	-10%	-28%	-49%	-6%	-45%
Gaming/Entertai	-4%	-23%	-62%	-5%	-64%						
Scaling	-8%	-23%	-59%	-9%	-69%						
Meme	-6%	-28%	-51%	33%	-31%						

DeFi

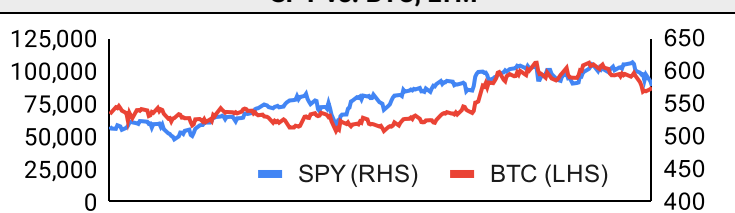


Trading Volume

Aggregate Volumes by Product, \$b					Top Derivatives Exchanges, \$m and bps				Top Spot Exchanges, \$m			
Product	1d	7d	30d	O/I	Exchange	1d Vol	O/I	Mkr	Tkr	Exchange	Mkts	1d Vol
Spot	59	556.55	1800	n/a	Binance	79,206	21,056	2.0	4.0	Binance	1,825	24,788
Perpetuals	290	2,770	7,320	878	OKX	33,464	6,552	2.0	5.0	Bybit	1,177	3,173
Futures	0	3	9	1	Bybit	27,824	12,623	2.0	5.5	Coinbase	428	4,927
Options	0	1	2	n/a	Bitget	26,529	12,643	2.0	6.0	OKX	952	4,090

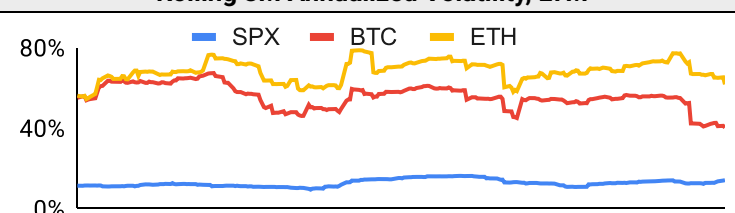
Daily Spot Volume, Top 100 Tokens Last 20d, \$b				Top Volume, 1d, \$m		Top Volume, %20d Avg		Low Volume, %20d Avg	
				USDT	97,867	BCH	279%	RSETH	6%
				BTC	54,733	ADA	232%	RETH	15%
				ETH	24,148	WBT	216%	WEETH	37%
				USDC	10,256	ARB	172%	OM	39%
				FDUSD	8,904	LINK	168%	JUP	47%

Traditional Finance

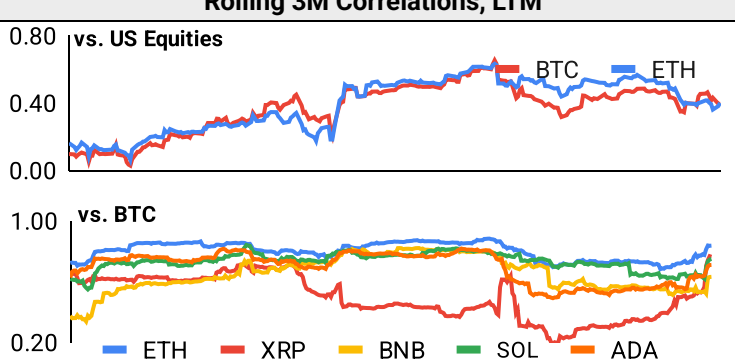
Global Equity Markets							SPY vs. BTC, LTM				
	US	USGrwth	UK	Germany	Japan	HK					
1D	-1%	0%	-1%	0%	-1%	1%					
7D	-3%	-3%	-2%	1%	-1%	1%					
90D	-5%	-5%	-6%	12%	-4%	2%					
365D	13%	12%	8%	21%	-2%	8%					

10-Year Treasury Yields							Commodities & FX					
	US	Brazil	UK	Germany	Japan	HK	Last	WTI	Gas	Gold	USD/EUR	USD/JPY
Last	4.27%	15.02%	4.76%	2.80%	1.44%	3.50%	Last	66.3	4.46	+0.03%	0.93	148.9
1d Chg	0.06	-0.25	0.08	0.02	-0.01	-0.06	1d % Chg	-2.8%	2.6%	48.9%	-1.5%	-0.6%

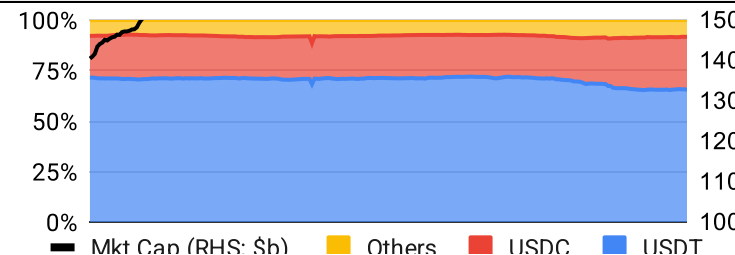
Volatility

Annualized Volatility							Rolling 3M Annualized Volatility, LTM			
	BTC	ETH	XRP	BNB	SOL	ADA				
30D	59%	95%	157%	69%	140%	280%				
90D	50%	76%	122%	55%	109%	180%				
180D	49%	70%	118%	52%	92%	146%				
365D	53%	70%	98%	60%	90%	115%				

Correlations

Intra-Crypto Correlations, LTM							Rolling 3M Correlations, LTM				
	BTC	ETH	XRP	BNB	SOL	ADA					
BTC											
ETH	0.82										
XRP	0.51	0.51									
BNB	0.65	0.65	0.34								
SOL	0.74	0.70	0.50	0.59							
ADA	0.63	0.65	0.69	0.46	0.64						

Stablecoins

Stablecoin Market Size and Volume, \$m					Stablecoin Dominance (LHS) & Market Cap \$b (RHS), LTM	
Ticker	Price	1d Vol	20d Avg Vol	Market Cap		
USDT	1.00	97,867	94,457	142,497		
USDC	1.00	10,256	9,336	56,858		
USDe	1.00	70	120	5,442		
DAI	1.00	119	218	5,366		
FDUSD				2,049		
USDO	1.00			1,053		

Ethereum Mainnet & Layer 2s

Mainnet & Layer 2 Transactions (m/day) and L2 TVL (\$m)					Transactions (m/day), Rolling 90-Day Average, LTM					
Network	1d	30d Avg	TVL	Tech Type						
Base	7.8	223.6		Optimistic Rollup						
Taiko	2.3	72.0		Optimistic Rollup						
Arbitrum One	2.8	57.4		Optimistic Rollup						
World Chain	1.5	45.5								
Ethereum	1.4	38.4	-	mainnet						
Soneium	0.9	35.3								
OP Mainnet	1.1	29.0		Optimistic Rollup						
Abstract	1.0	26.1								
Lisk	0.0	16.6		Optimistic Rollup						
Blast	0.3	10.3		Optimistic Rollup						

Layer 2 Token Performance & Market Cap (\$b)					
	MNT	ARB	OP	X	STX
24h Return	+2.07%	+10.	+2.64%	+4.74%	+3.37%
Market Cap	\$ 2.5	\$ 1.86	\$ 1.6	\$ 1.14	\$ 1.11

NFTs and DAOs

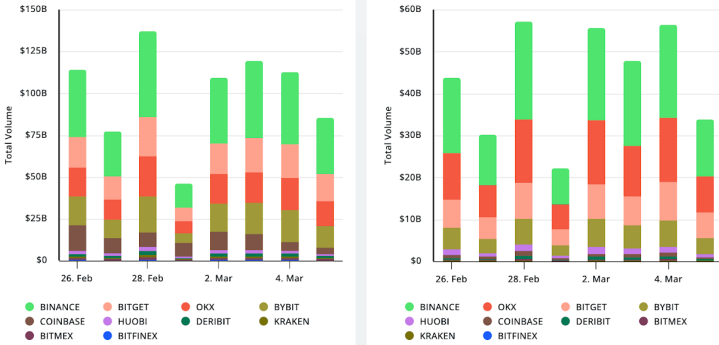
NFT Collection Stats (\$; Volume, MC in \$m)						DAO Treasury Amount (\$m) and Composition					
Collection	Floor	% Listed	3M Ret.	3M Vol	Market Cap	DAO	Treasury	Stables	BTC/ETH	Own Tokens	Other
CryptoPunks	80,757	41%	-52%	69,003	808	Uniswap	2,924	0%	0%	100%	0%
Bored Ape Yacht C	29,977	54%	-63%	74,517	300	Mantle	2,408	1%	3%	91%	5%
Pudgy Penguins	21,486	56%	-63%	458,631	191	Optimism	1,907	0%	0%	100%	0%
Autoglyphs	221,500	33%	-56%	2,165	113	ENS	1,455	2%	5%	92%	1%
Mutant Ape Yacht	4,613	60%	-69%	40,667	90	Arbitrum	1,167	0%	1%	99%	0%
Chromie Squiggle	8,847	28%	-62%	2,223	89	Ethereum	542	0%	98%	0%	2%
Nike: Our Force 1 -	1,990	58%	3544%	0	82	Golem	287	0%	85%	15%	0%
Milady Maker	8,127	53%	-67%	76,170	81	Gnosis	248	9%	5%	52%	35%
The Band Bears	66,516	4%	205%	10,054	77	Olympus	237	73%	0%	27%	0%
Doodles	7,148	39%	-24%	114,424	72	AAVE	224	24%	4%	60%	12%

Crypto News

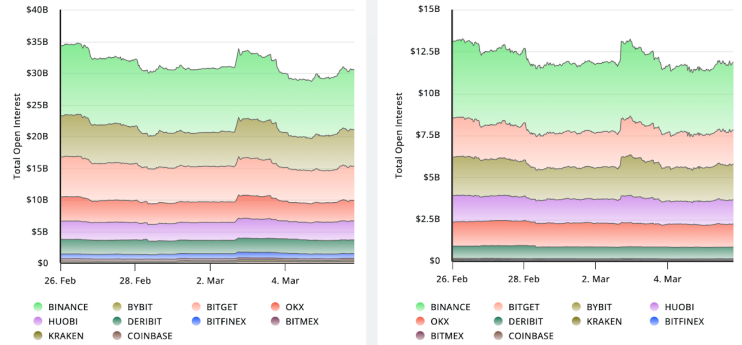
- [Ripple launches nonprofit National Cryptocurrency Association - The Hill](#)
- [White House To Host 2025 Digital Assets Summit With Key Crypto Leaders Including Michael Saylor and Brad Garlinghouse - Yahoo Finance](#)
- [El Salvador's Bukele vows to continue Bitcoin purchases despite IMF deal - The Block](#)
- [Noble launches yield-bearing USDN stablecoin - Blockworks](#)
- [Solana Foundation president cautions SIMD-0228 could spook institutions - Blockworks](#)
- [China, Germany Fire Fiscal Rockets as U.S. Looks to Cut Spending. What Does it Mean for Bitcoin? - CoinDesk](#)
- [Early Solana Backer Foundation Capital Raises \\$600M for Eleventh Flagship Fund - CoinDesk](#)
- [Animoca Brands' Advisory Overtook Web3 Businesses in 2024 as the Yat Siu-Led Firm Pivots - CoinDesk](#)
- [Sygnum Bank Expands Custody to Include Leading Crypto Options Exchange Deribit - CoinDesk](#)

Crypto Futures

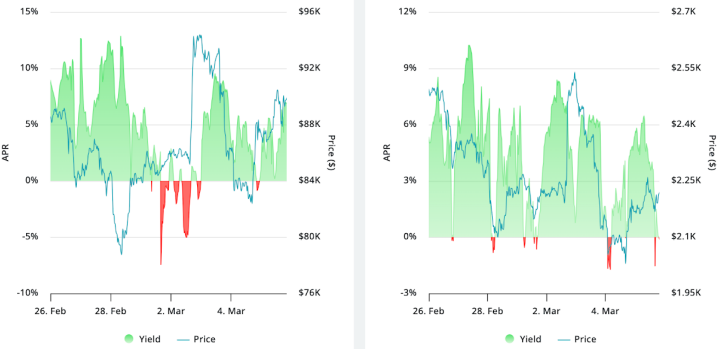
Futures Volume (BTC LHS ; ETH RHS), 1d



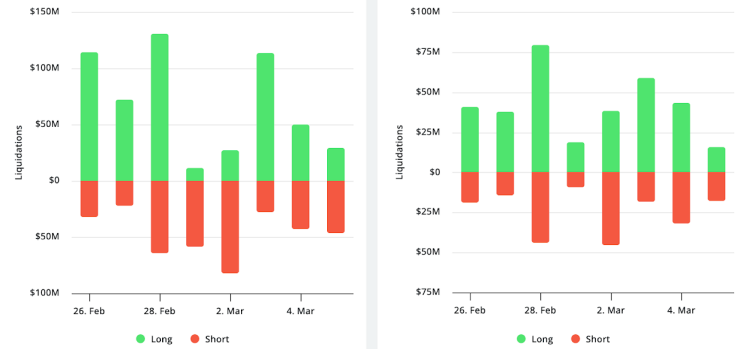
Futures Open Interest (BTC LHS ; ETH RHS)



OI Weighted Funding Rate (BTC LHS ; ETH RHS), 1d

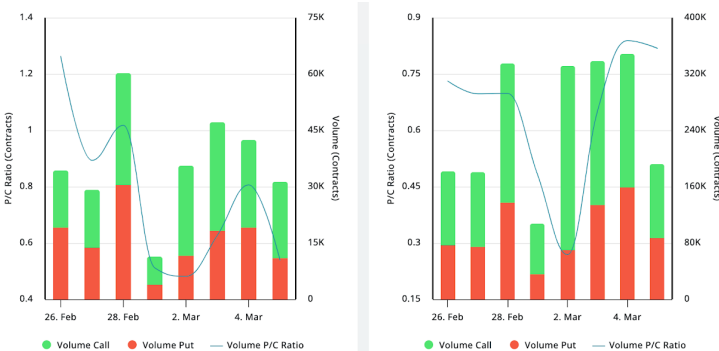


Liquidations (BTC LHS ; ETH RHS), 1d

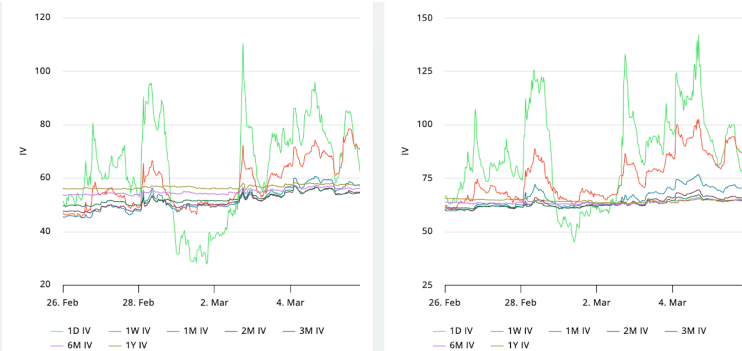


Crypto Options

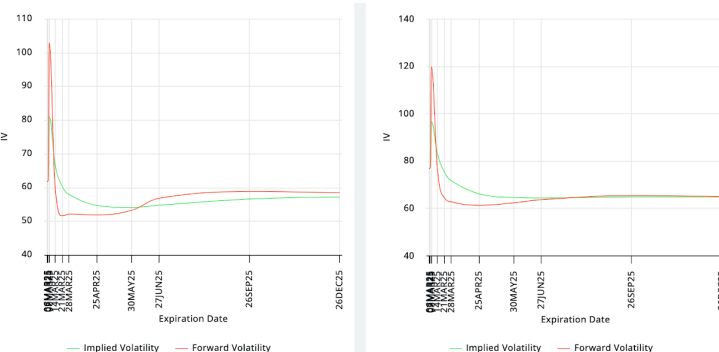
Options Volume & Put/Call Ratio (BTC LHS ; ETH RHS), 1d



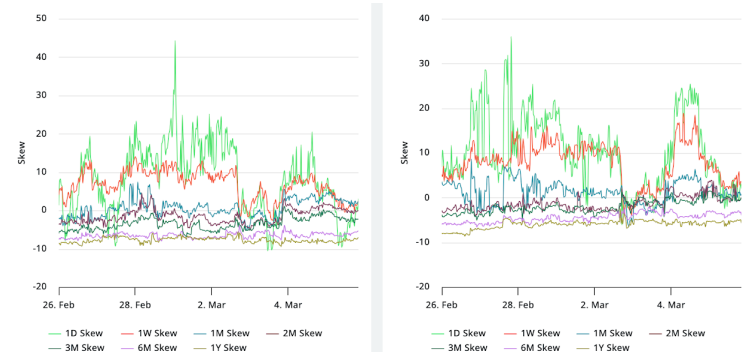
ATM Implied Volatility (BTC LHS ; ETH RHS)



ATM Implied Vol Term Structure (BTC LHS ; ETH RHS)



25 Delta Skew (BTC LHS ; ETH RHS)



About GSR

GSR has over a decade of extensive experience in the crypto market, serving as a trusted liquidity provider and active, multi-stage investor. Our suite of services includes OTC Trading, Derivatives, and Market Making. GSR is actively involved in every major sector of the digital asset ecosystem, working with token issuers, institutional investors, miners, and leading trading venues.

For more information or if we can help with anything, please see gsr.io or contact us at gsr@gsr.io.

Follow GSR for more content: [Twitter](#) [Telegram](#) [LinkedIn](#)

Authors

Brian Rudick, Senior Strategist	Twitter	Telegram
Carlos Guzman, Research Analyst	Twitter	Telegram
Toe Bautista, Research Analyst	Twitter	Telegram

Required Disclosures

This material is provided by GSR (the "Firm") solely for informational purposes. It is not intended to be advice or a recommendation to buy, sell or hold any investment mentioned. Investors should form their own views in relation to any proposed investment.

It is intended only for sophisticated, institutional investors and does not constitute an offer or commitment, a solicitation of an offer or commitment, or any advice or recommendation, to enter into or conclude any transaction (whether on the terms shown or otherwise), or to provide investment services in any state or country where such an offer or solicitation or provision would be illegal. The Firm is not and does not act as an advisor or fiduciary in providing this material.

This material is not an independent research report, and has not been prepared in accordance with any legal requirements by any regulator (including the FCA, FINRA or CFTC) designed to promote the independence of investment research.

This material is not independent of the Firm's proprietary interests, which may conflict with the interests of any counterparty of the Firm. The Firm may trade investments discussed in this material for its own account, may trade contrary to the views expressed in this material, and may have positions in other related instruments. The Firm is not subject to any prohibition on dealing ahead of the dissemination of this material.

Information contained herein is based on sources considered to be reliable, but is not guaranteed to be accurate or complete.

Any opinions or estimates expressed herein reflect a judgment made by the author(s) as of the date of publication, and are subject to change without notice. The Firm does not plan to update this information.

Trading and investing in digital assets involves significant risks including price volatility and illiquidity and may not be suitable for all investors. The Firm is not liable whatsoever for any direct or consequential loss arising from the use of this material.

Copyright of this material belongs to GSR. Neither this material nor any copy thereof may be taken, reproduced or redistributed, directly or indirectly, without prior written permission of GSR.

Please see [here](#) for additional Regulatory Legal Notices relevant to US, UK and Singapore

Notes & Sources

All options data is based on Deribit and derivatives graphics are from Laevidas. Market returns are based on price returns for the following ETFs: VOO, QQQ, EWU, EWG, EWJ, and EWH. Onchain volumes are not considered and thus certain token volumes may be understated (e.g., stETH).

CoinGecko	Santiment	DefiLlama	CoinMarketCap	Laevidas
L2Beat	Google Finance	TradingView	Deribit	WorldCoinIndex
Cryptorank	Investing.com	NFT Price Floor	CryptoSlate	