











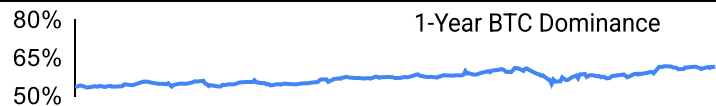
Crypto Leaderboard

Rank	Name	Ticker	Price	24h	7d	30d	24h Vol \$m	MC \$m	1-Year Chart
1	Bitcoin	BTC	\$86,753	-2%	3%	-10%	63,636	1,719,714	
2	Ethereum	ETH	\$2,148	-3%	-4%	-23%	23,142	258,966	
3	Tether	USDT	\$1.00	0%	0%	0%	75,586	142,771	
4	XRP Ledger	XRP	\$2.41	-7%	12%	1%	7,334	139,438	
5	BNB	BNB	\$598	1%	2%	5%	1,010	87,178	
6	Solana	SOL	\$142	-2%	-4%	-28%	5,953	72,040	
7	USD Coin	USDC	\$1.00	0%	0%	0%	7,188	57,510	
8	Cardano	ADA	\$0.83	-8%	31%	13%	2,971	29,874	
9	Dogecoin	DOGE	\$0.20	-1%	-1%	-22%	1,683	29,593	
10	TRON	TRX	\$0.24	2%	5%	10%	795	20,982	

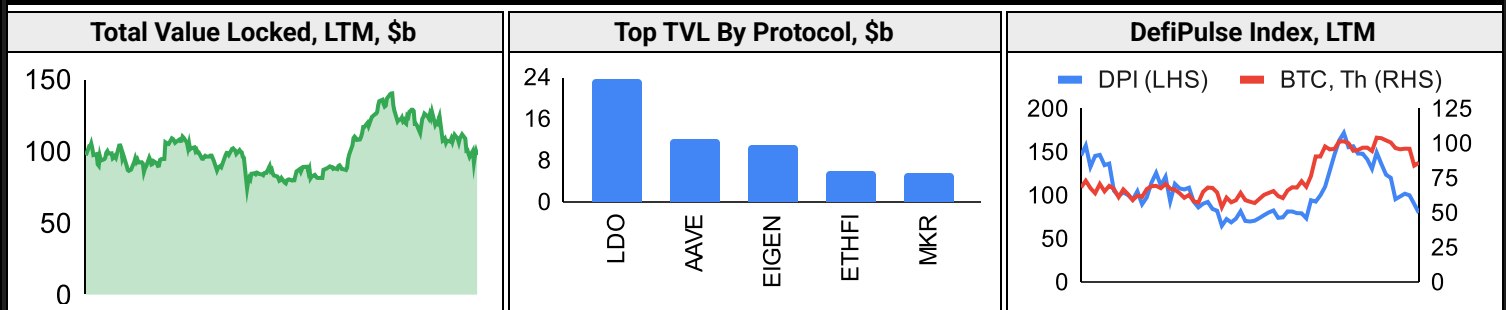
Top & Bottom Performers - Top 100 Tokens

24h		7 Days		30 Days		90 Days		365 Days	
ENA	11%	ADA	31%	MKR	38%	BGB	69%	OM	2027%
XDC	4%	BCH	22%	PI	30%	DEXE	67%	BGB	397%
MOVE	4%	TRUMP	20%	BCH	17%	OM	63%	GT	304%
VET	2%	BGB	14%	ADA	13%	GT	60%	XRP	283%
OM	-8%	LTC	-20%	JUP	-33%	IMX	-71%	OP	-79%
IP	-9%	MKR	-20%	LDO	-36%	PEPE	-72%	TIA	-81%
S	-9%	TIA	-22%	MNT	-38%	STX	-73%	ARB	-82%
ONDO	-13%	JUP	-22%	TRUMP	-44%	BONK	-74%	IMX	-82%

Category Performance

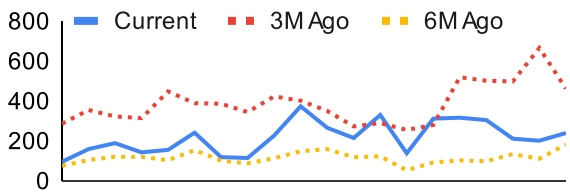
Category	7d	30d	90d	180d	365d	Ecosystem	7d	30d	90d	180d	365d
Currency	3%	-1%	-35%	90%	35%	Tron	2%	2%	-34%	12%	22%
Privacy	-4%	-5%	-47%	12%	-29%	BSC	-9%	-4%	-59%	-19%	-57%
Lending	-3%	-6%	-41%	12%	-26%	Ethereum	-5%	-11%	-56%	11%	-49%
CEXs	-2%	-9%	-27%	34%	22%	Avalanche	-6%	-13%	-53%	4%	-45%
Smart Contract	-2%	-9%	-55%	15%	-42%	Polygon	-6%	-14%	-59%	-10%	-60%
DEX	-4%	-14%	-61%	-3%	-54%	Polkadot	-7%	-15%	-59%	-12%	-60%
Other DeFi	-7%	-14%	-12%	24%	-27%	Cosmos	-4%	-17%	-62%	-17%	-69%
IoT/Data/Comp.	-7%	-17%	-63%	-15%	-63%	Solana	-5%	-23%	-52%	-12%	-54%
Scaling	-7%	-19%	-62%	-14%	-72%						
Gaming/Entertai	-7%	-19%	-63%	-11%	-68%						
Meme	-7%	-23%	-60%	26%	-35%						

DeFi

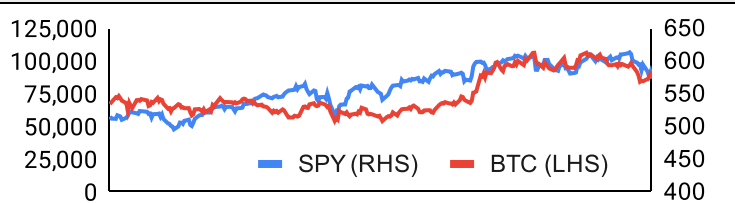


Trading Volume

Aggregate Volumes by Product, \$b					Top Derivatives Exchanges, \$m and bps				Top Spot Exchanges, \$m			
Product	1d	7d	30d	O/I	Exchange	1d Vol	O/I	Mkr	Tkr	Exchange	Mkts	1d Vol
Spot	65	505.16	1620	n/a	Binance	98,256	20,637	2.0	4.0	Binance	1,830	25,870
Perpetuals	364	2,640	6,940	872	Bybit	36,138	12,643	2.0	5.5	Bybit	1,192	3,692
Futures	0	2	7	1	OKX	40,531	6,421	2.0	5.0	Coinbase	429	5,601
Options	0	1	2	n/a	Bitget	33,232	12,341	2.0	6.0	OKX	955	4,986

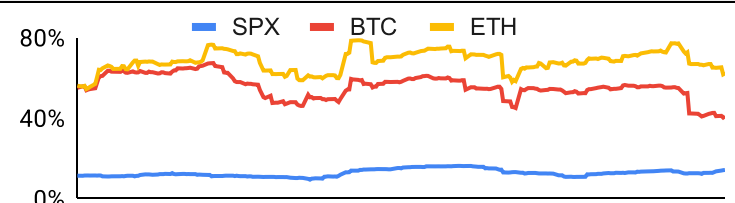
Daily Spot Volume, Top 100 Tokens Last 20d, \$b				Top Volume, 1d, \$m		Top Volume, %20d Avg		Low Volume, %20d Avg	
				USDT	104,028	CRO	227%	RSETH	5%
				BTC	62,087	ENA	217%	RETH	9%
				ETH	20,944	LINK	177%	WEETH	27%
				USDC	10,737	BCH	159%	OM	39%
				XRP	8,610	ONDO	148%	JUP	52%

Traditional Finance

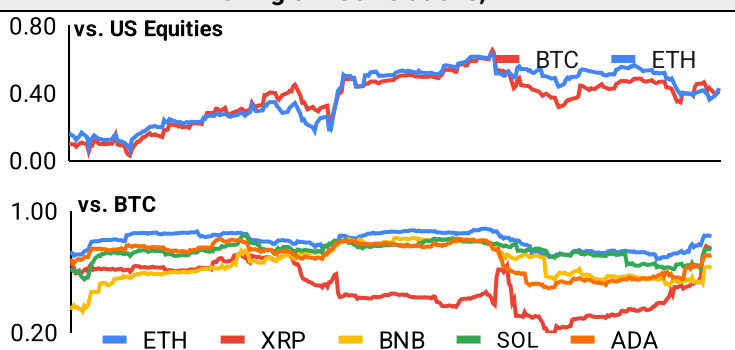
Global Equity Markets							SPY vs. BTC, LTM	
	US	USGrwth	UK	Germany	Japan	HK		
1D	-2%	-3%	-2%	0%	-1%	1%		
7D	-2%	-2%	-3%	7%	1%	4%		
90D	-6%	-7%	-9%	16%	-2%	6%		
365D	12%	11%	6%	25%	-2%	14%		

10-Year Treasury Yields							Commodities & FX					
	US	Brazil	UK	Germany	Japan	HK	Last	WTI	Gas	Gold	USD/EUR	USD/JPY
Last	4.24%	14.95%	4.70%	2.83%	1.49%	3.46%	Last	67.1	4.21	0	0.92	147.2
1d Chg	-0.04	-0.07	0.03	0.00	-0.04	-0.06	1d % Chg	1.1%	-2.2%	43.0%	-0.6%	-0.6%

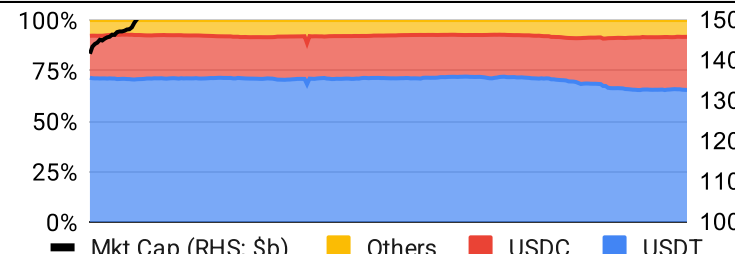
Volatility

Annualized Volatility							Rolling 3M Annualized Volatility, LTM			
	BTC	ETH	XRP	BNB	SOL	ADA				
30D	60%	94%	157%	64%	138%	282%				
90D	50%	76%	121%	55%	109%	181%				
180D	49%	70%	119%	52%	92%	147%				
365D	53%	70%	98%	58%	90%	115%				

Correlations

Intra-Crypto Correlations, LTM							Rolling 3M Correlations, LTM					
	BTC	ETH	XRP	BNB	SOL	ADA						
BTC												
ETH	0.82											
XRP	0.51	0.51										
BNB	0.66	0.65	0.34									
SOL	0.74	0.70	0.49	0.58								
ADA	0.63	0.65	0.69	0.46	0.64							

Stablecoins

Stablecoin Market Size and Volume, \$m					Stablecoin Dominance (LHS) & Market Cap \$b (RHS), LTM	
Ticker	Price	1d Vol	20d Avg Vol	Market Cap		
USDT	1.00	104,028	97,105	142,787		
USDC	1.00	10,737	9,642	57,478		
USDe	1.00	92	121	5,394		
DAI	1.00	140	208	5,366		
FDUSD				2,108		
USDO	1.00			1,024		

Ethereum Mainnet & Layer 2s

Mainnet & Layer 2 Transactions (m/day) and L2 TVL (\$m)					Transactions (m/day), Rolling 90-Day Average, LTM																													
Network	1d	30d Avg	TVL	Tech Type																														
Base	7.9	222.3		Optimistic Rollup	<table border="1"> <thead> <tr> <th colspan="6">Layer 2 Token Performance & Market Cap (\$b)</th> </tr> <tr> <th></th> <th>MNT</th> <th>ARB</th> <th>OP</th> <th>MOVE</th> <th>STX</th> </tr> </thead> <tbody> <tr> <td>24h Return</td> <td>-4%</td> <td>-2%</td> <td>-1%</td> <td>+4.31%</td> <td>-2%</td> </tr> <tr> <td>Market Cap</td> <td>\$ 2.38</td> <td>\$ 1.78</td> <td>\$ 1.58</td> <td>\$ 1.24</td> <td>\$ 1.09</td> </tr> </tbody> </table>						Layer 2 Token Performance & Market Cap (\$b)							MNT	ARB	OP	MOVE	STX	24h Return	-4%	-2%	-1%	+4.31%	-2%	Market Cap	\$ 2.38	\$ 1.78	\$ 1.58	\$ 1.24	\$ 1.09
Layer 2 Token Performance & Market Cap (\$b)																																		
	MNT	ARB	OP	MOVE							STX																							
24h Return	-4%	-2%	-1%	+4.31%							-2%																							
Market Cap	\$ 2.38	\$ 1.78	\$ 1.58	\$ 1.24							\$ 1.09																							
Taiko	2.6	73.0		Optimistic Rollup																														
Arbitrum One	2.1	56.3		Optimistic Rollup																														
World Chain	1.5	45.5																																
Ethereum	1.3	38.4	-	mainnet																														
Soneium	0.7	35.7																																
OP Mainnet	0.9	28.0		Optimistic Rollup																														
Abstract	0.8	27.0																																
Lisk	0.0	15.6		Optimistic Rollup																														
Blast	0.5	10.5		Optimistic Rollup																														

NFTs and DAOs

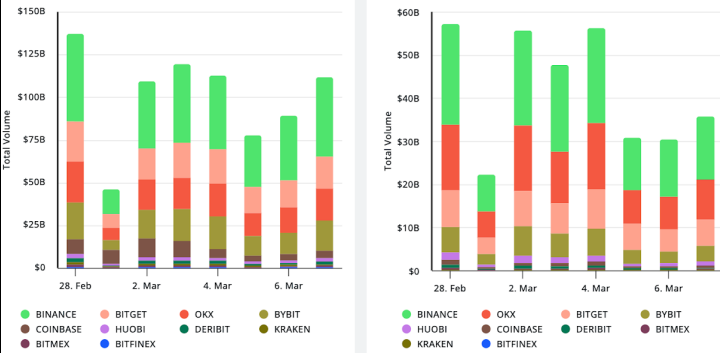
NFT Collection Stats (\$; Volume, MC in \$m)						DAO Treasury Amount (\$m) and Composition					
Collection	Floor	% Listed	3M Ret.	3M Vol	Market Cap	DAO	Treasury	Stables	BTC/ETH	Own Tokens	Other
CryptoPunks	84,095	41%	-47%	68,643	841	Uniswap	2,864	0%	0%	100%	0%
Bored Ape Yacht C	29,337	54%	-63%	69,223	293	Mantle	2,334	1%	2%	92%	5%
Pudgy Penguins	21,399	56%	-71%	433,159	190	Optimism	1,924	0%	0%	100%	0%
Autoglyphs	218,278	33%	-59%	2,165	112	ENS	1,453	2%	5%	92%	1%
Mutant Ape Yacht	4,757	60%	-64%	38,154	93	Arbitrum	1,149	0%	1%	99%	0%
Chromie Squiggle	8,631	28%	-60%	2,112	86	Ethereum	545	0%	98%	0%	2%
Milady Maker	8,104	53%	-68%	75,600	81	Golem	289	0%	85%	15%	0%
The Band Bears	65,549	4%	191%	10,049	76	Gnosis	248	9%	5%	52%	35%
Fidenza by Tyler H	75,332	51%	-57%	1,711	75	Olympus	237	73%	0%	27%	0%
Doodles	7,094	39%	-21%	113,765	71	Lido	222	13%	35%	52%	0%

Crypto News

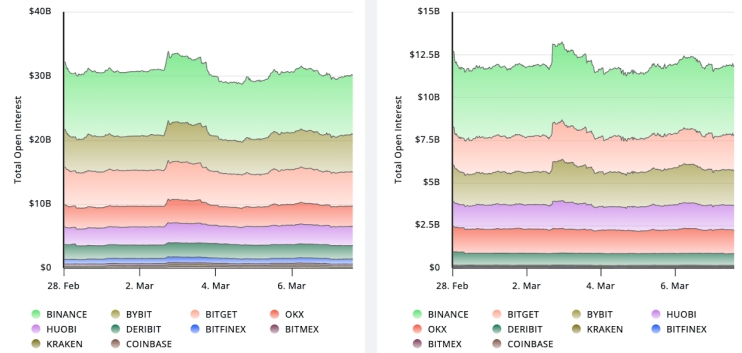
- [Live updates: Trump to address White House cryptocurrency summit, sign more executive orders - The Washington Post](#)
- [Crypto prices fall as US strategic reserve plan disappoints traders - Financial Times](#)
- [Congressman Emmer Announces Stakeholder Support for the Anti-CBDC Surveillance State Act - Tom Emmer](#)
- [Coinbase Acquires Iron Fish Team to Boost Privacy on Base - CoinDesk](#)
- [Texas Surges in U.S. States' Race to Put Public Funds Into Crypto - CoinDesk](#)
- [U.S. Senate's Banking Chair Pushes Debanking Bill After Crypto Uproar - CoinDesk](#)
- [Tokenized Asset Manager Superstate Registers Transfer Agent with SEC - CoinDesk](#)
- [Ethereum Developers Postpone Pectra Upgrade Following Buggy Tests - CoinDesk](#)
- [Sam Altman's World Network Unveils New Chat Feature to Connect Real Humans - CoinDesk](#)

Crypto Futures

Futures Volume (BTC LHS ; ETH RHS), 1d



Futures Open Interest (BTC LHS ; ETH RHS)



OI Weighted Funding Rate (BTC LHS ; ETH RHS), 1d



Liquidations (BTC LHS ; ETH RHS), 1d



Crypto Options

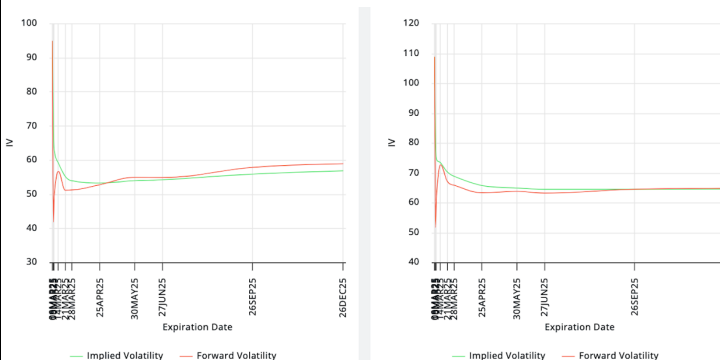
Options Volume & Put/Call Ratio (BTC LHS ; ETH RHS), 1d



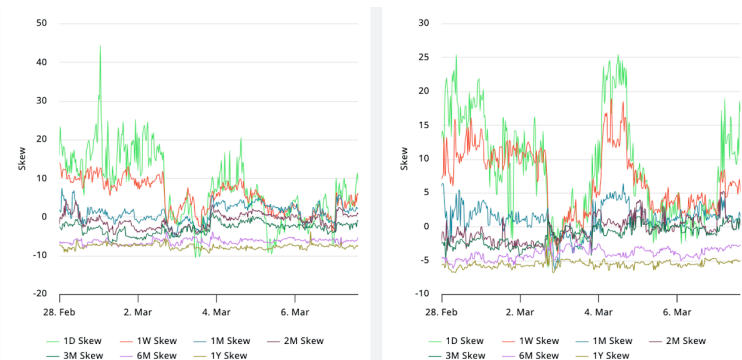
ATM Implied Volatility (BTC LHS ; ETH RHS)



ATM Implied Vol Term Structure (BTC LHS ; ETH RHS)



25 Delta Skew (BTC LHS ; ETH RHS)





March 7, 2025

About GSR

GSR has over a decade of extensive experience in the crypto market, serving as a trusted liquidity provider and active, multi-stage investor. Our suite of services includes OTC Trading, Derivatives, and Market Making. GSR is actively involved in every major sector of the digital asset ecosystem, working with token issuers, institutional investors, miners, and leading trading venues.

For more information or if we can help with anything, please see gsr.io or contact us at gsr@gsr.io.

Follow GSR for more content: [Twitter](#) [Telegram](#) [LinkedIn](#)

Authors

Brian Rudick, Senior Strategist	Twitter	Telegram
Carlos Guzman, Research Analyst	Twitter	Telegram
Toe Bautista, Research Analyst	Twitter	Telegram

Required Disclosures

This material is provided by GSR (the "Firm") solely for informational purposes. It is not intended to be advice or a recommendation to buy, sell or hold any investment mentioned. Investors should form their own views in relation to any proposed investment.

It is intended only for sophisticated, institutional investors and does not constitute an offer or commitment, a solicitation of an offer or commitment, or any advice or recommendation, to enter into or conclude any transaction (whether on the terms shown or otherwise), or to provide investment services in any state or country where such an offer or solicitation or provision would be illegal. The Firm is not and does not act as an advisor or fiduciary in providing this material.

This material is not an independent research report, and has not been prepared in accordance with any legal requirements by any regulator (including the FCA, FINRA or CFTC) designed to promote the independence of investment research.

This material is not independent of the Firm's proprietary interests, which may conflict with the interests of any counterparty of the Firm. The Firm may trade investments discussed in this material for its own account, may trade contrary to the views expressed in this material, and may have positions in other related instruments. The Firm is not subject to any prohibition on dealing ahead of the dissemination of this material.

Information contained herein is based on sources considered to be reliable, but is not guaranteed to be accurate or complete.

Any opinions or estimates expressed herein reflect a judgment made by the author(s) as of the date of publication, and are subject to change without notice. The Firm does not plan to update this information.

Trading and investing in digital assets involves significant risks including price volatility and illiquidity and may not be suitable for all investors. The Firm is not liable whatsoever for any direct or consequential loss arising from the use of this material.

Copyright of this material belongs to GSR. Neither this material nor any copy thereof may be taken, reproduced or redistributed, directly or indirectly, without prior written permission of GSR.

Please see [here](#) for additional Regulatory Legal Notices relevant to US, UK and Singapore

Notes & Sources

All options data is based on Deribit and derivatives graphics are from Laevidas. Market returns are based on price returns for the following ETFs: VOO, QQQ, EWU, EWG, EWJ, and EWH. Onchain volumes are not considered and thus certain token volumes may be understated (e.g., stETH).

CoinGecko	Santiment	DefiLlama	CoinMarketCap	Laevidas
L2Beat	Google Finance	TradingView	Deribit	WorldCoinIndex
Cryptorank	Investing.com	NFT Price Floor	CryptoSlate	