











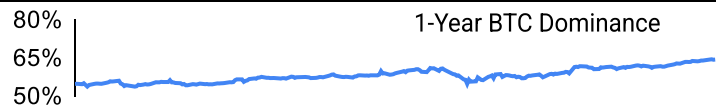
Crypto Leaderboard

Rank	Name	Ticker	Price	24h	7d	30d	24h Vol \$m	MC \$m	1-Year Chart
1	Bitcoin	BTC	\$93,034	-1%	10%	6%	29,901	1,846,525	
2	Ethereum	ETH	\$1,757	-2%	11%	-15%	14,320	211,867	
3	Tether	USDT	\$1.00	0%	0%	0%	28,951	145,694	
4	XRP Ledger	XRP	\$2.2	-2%	6%	-10%	4,247	128,367	
5	BNB	BNB	\$597	-2%	1%	-5%	811	87,079	
6	Solana	SOL	\$150	-1%	12%	5%	4,283	77,801	
7	USD Coin	USDC	\$1.00	0%	0%	0%	6,472	61,718	
8	Dogecoin	DOGE	\$0.18	0%	15%	-6%	1,529	26,621	
9	Cardano	ADA	\$0.72	2%	17%	-3%	1,008	26,030	
10	TRON	TRX	\$0.25	1%	0%	9%	656	23,430	

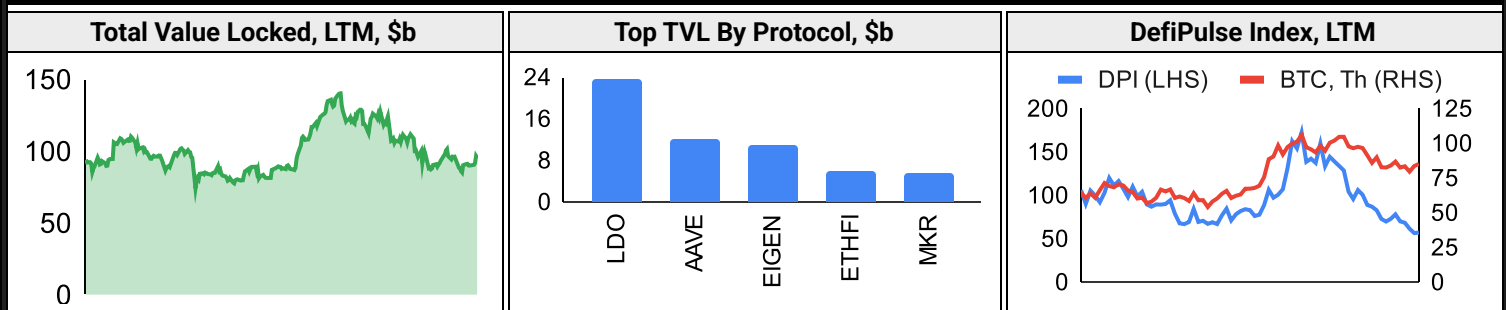
Top & Bottom Performers - Top 100 Tokens

24h		7 Days		30 Days		90 Days		365 Days	
SUI	11%	SUI	55%	CRV	36%	XAUT	21%	XRP	317%
FET	10%	STX	41%	SUI	34%	MKR	19%	BGB	265%
POL	10%	TAO	41%	TAO	29%	XMR	3%	GT	205%
INJ	5%	IMX	41%	KAS	25%	SUSDE	2%	WBT	190%
PEPE	-4%	PYUSD	0%	ICP	-18%	OP	-55%	IMX	-73%
UNI	-4%	FDUSD	0%	JUP	-20%	ENA	-58%	TIA	-74%
FARTCOIN	-4%	TRX	0%	TRUMP	-23%	LBTC	-66%	LBTC	-89%
TRUMP	-6%	LBTC	-16%	TIA	-23%	TRUMP	-93%	TRUMP	-96%

Category Performance

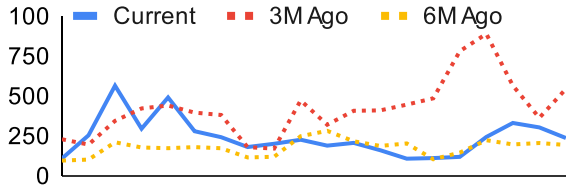
Category	7d	30d	90d	180d	365d	Ecosystem	7d	30d	90d	180d	365d
Privacy	12%	-1%	-18%	15%	-7%	Tron	2%	6%	-14%	20%	44%
Lending	13%	-2%	-24%	-1%	-9%	Ethereum	20%	-4%	-38%	13%	-23%
DEX	14%	-3%	-38%	-9%	-36%	Solana	12%	-5%	-47%	-26%	-48%
Meme	15%	-6%	-45%	-16%	-32%	Cosmos	18%	-6%	-38%	-29%	-62%
Currency	10%	-6%	-27%	68%	43%	Avalanche	15%	-8%	-38%	-9%	-32%
Smart Contract	12%	-7%	-36%	0%	-32%	Polygon	14%	-11%	-43%	-21%	-49%
CEXs	6%	-8%	-24%	29%	23%	Polkadot	16%	-12%	-45%	-28%	-60%
Other DeFi	16%	-9%	-22%	27%	-6%	BSC	12%	-18%	-35%	-38%	-58%
Gaming/Entertai	19%	-9%	-48%	-26%	-59%						
IoT/Data/Comp.	11%	-10%	-42%	-23%	-49%						
Scaling	19%	-14%	-52%	-37%	-71%						

DeFi

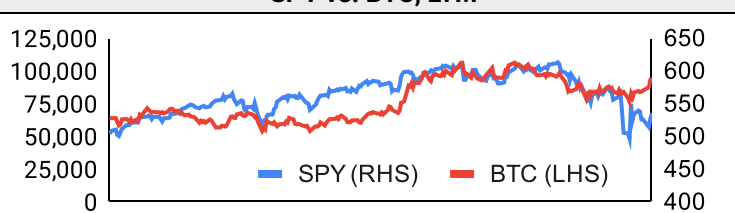


Trading Volume

Aggregate Volumes by Product, \$b					Top Derivatives Exchanges, \$m and bps					Top Spot Exchanges, \$m		
Product	1d	7d	30d	O/I	Exchange	1d Vol	O/I	Mkr	Tkr	Exchange	Mkts	1d Vol
Spot	43	232.45	1210	n/a	Binance	60,392	22,625	2.0	4.0	Binance	1,890	16,896
Perpetuals	195	1,230	6,230	1,150	Bybit	24,284	13,854	2.0	5.5	Bybit	1,168	3,341
Futures	0	1	6	1	OKX	27,920	7,615	2.0	5.0	Coinbase	439	3,284
Options	0	0	2	n/a	Bitget	21,492	14,737	2.0	6.0	Upbit	468	2,892

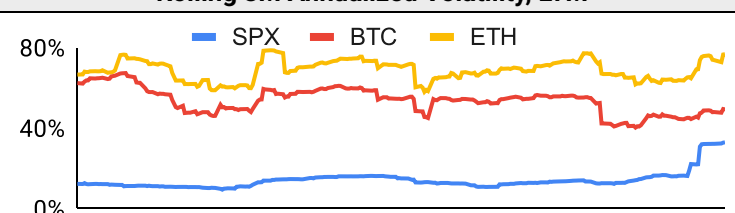
Daily Spot Volume, Top 100 Tokens Last 20d, \$b				Top Volume, 1d, \$m		Top Volume, %20d Avg		Low Volume, %20d Avg	
				USDT	70,598	POL	285%	RETH	2%
				BTC	31,630	STX	261%	RSETH	3%
				ETH	15,345	SUI	255%	DAI	14%
				USDC	11,243	ONDO	198%	PYUSD	33%
				XRP	4,217	IMX	196%	OKB	36%

Traditional Finance

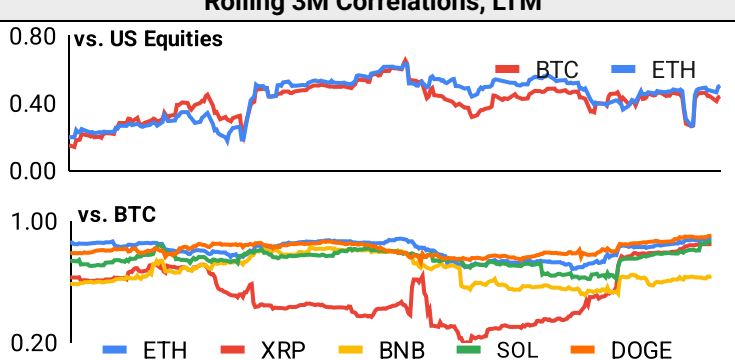
Global Equity Markets							SPY vs. BTC, LTM				
	US	USGrwth	UK	Germany	Japan	HK					
1D	2%	2%	-1%	1%	0%	1%					
7D	2%	2%	2%	3%	4%	5%					
90D	-12%	-15%	3%	12%	2%	5%					
365D	6%	7%	25%	24%	3%	12%					

10-Year Treasury Yields							Commodities & FX					
	US	Brazil	UK	Germany	Japan	HK		WTI	Gas	Gold	USD/EUR	USD/JPY
Last	4.31%	14.36%	4.55%	2.44%	1.32%	3.26%	Last	62.9	2.92	+0.17%	0.88	142.7
1d Chg	-0.08	-0.27	0.04	0.00	0.00	-0.06	1d % Chg	1.0%	-3.5%	76.9%	-0.5%	-0.5%

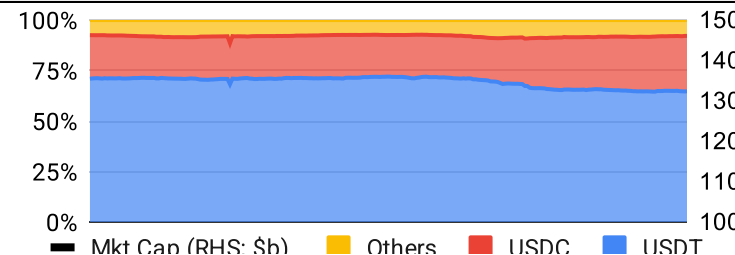
Volatility

Annualized Volatility							Rolling 3M Annualized Volatility, LTM			
	BTC	ETH	XRP	BNB	SOL	DOGE				
30D	57%	96%	85%	43%	99%	96%				
90D	56%	87%	114%	55%	111%	101%				
180D	54%	80%	124%	55%	100%	115%				
365D	51%	71%	98%	52%	89%	97%				

Correlations

Intra-Crypto Correlations, LTM							Rolling 3M Correlations, LTM				
	BTC	ETH	XRP	BNB	SOL	DOGE					
BTC											
ETH	0.82										
XRP	0.53	0.53									
BNB	0.67	0.68	0.39								
SOL	0.76	0.72	0.54	0.60							
DOGE	0.82	0.73	0.55	0.63	0.70						

Stablecoins

Stablecoin Market Size and Volume, \$m					Stablecoin Dominance (LHS) & Market Cap \$b (RHS), LTM	
Ticker	Price	1d Vol	20d Avg Vol	Market Cap		
USDT	1.00	70,598	70,698	145,707		
USDC	1.00	11,243	11,139	61,727		
DAI	1.00	181	1,261	5,365		
USDe	1.00	70	69	4,756		
FDUSD				1,515		
PYUSD	1.00	18	56	861		

Ethereum Mainnet & Layer 2s

Mainnet & Layer 2 Transactions (m/day) and L2 TVL (\$m)					Transactions (m/day), Rolling 90-Day Average, LTM					
Network	1d	30d Avg	TVL	Tech Type						
Base	7.2	213.1		Optimistic Rollup						
Taiko Alethia	1.6	64.2								
Arbitrum One	2.1	63.9		Optimistic Rollup						
World Chain	2.1	49.9								
Ethereum	1.3	37.2	-	mainnet						
Soneium	0.7	33.6								
OP Mainnet	0.8	29.9		Optimistic Rollup						
Abstract	0.8	18.3								
Starknet	0.4	15.0		ZK Rollup						
Blast	0.3	14.5		Optimistic Rollup						

Layer 2 Token Performance & Market Cap (\$b)					
	MNT	ARB	OP	STX	X
24h Return	+0.14%	+0.06%	+1.45%	+6.36%	-1%
Market Cap	\$ 2.37	\$ 1.59	\$ 1.29	\$ 1.25	\$ 1.05

NFTs and DAOs

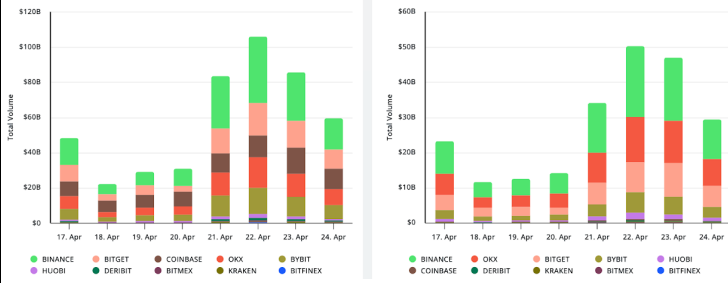
NFT Collection Stats (\$; Volume, MC in \$m)						DAO Treasury Amount (\$m) and Composition					
Collection	Floor	% Listed	3M Ret.	3M Vol	Market Cap	DAO	Treasury	Stables	BTC/ETH	Own Tokens	Other
CryptoPunks	75,491	41%	-42%	59,181	755	Mantle	2,346	2%	4%	90%	5%
Bored Ape Yacht C	23,889	55%	-49%	40,990	239	Uniswap	2,173	0%	0%	100%	0%
Pudgy Penguins	17,448	56%	-69%	131,019	155	Optimism	1,503	0%	0%	100%	0%
Autoglyphs	212,534	33%	-46%	1,586	109	ENS	1,161	3%	5%	92%	1%
Mutant Ape Yacht	4,285	61%	-46%	21,069	84	Arbitrum	959	0%	1%	99%	0%
Chromie Squiggle	7,669	28%	-51%	1,875	77	Ethereum	471	0%	91%	0%	9%
Mad Lads	6,911	65%	-55%	9,355	69	Sky	244	43%	0%	56%	0%
Fidenza by Tyler H	59,616	51%	-55%	1,299	60	Golem	235	0%	84%	16%	0%
Milady Maker	5,676	53%	-66%	39,288	57	Gnosis	218	10%	5%	46%	39%
Doodles	5,349	39%	-66%	56,834	54	Olympus	217	77%	0%	23%	0%

Crypto News

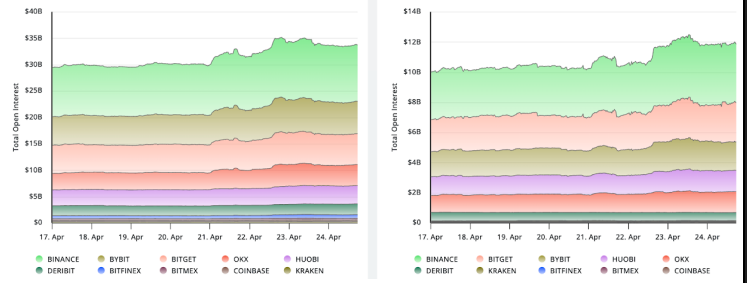
- [TON Foundation Appoints MoonPay Co-Founder, Maximilian Crown, as CEO - CoinDesk](#)
- [CME to Roll Out XRP Futures as Interest and Adoption in XRP Grows - CoinDesk](#)
- [Tether Boosts Stake in Juventus to Over 10% - CoinDesk](#)
- [Polygon Starts Aggregator Program, Successful Projects Will Airdrop Up to 15% Native Token to POL Stakers - CoinDesk](#)
- [Crypto Trading Supercharged Digital Bank Revolut's Profit to Over 1B Pounds in 2024 - CoinDesk](#)
- [Cantor Skyrockets 130% as Traders FOMO Into the Stock on Bitcoin SPAC Frenzy - CoinDesk](#)
- [Peaky Blinders to Hit Web3, Anonymous Labs Will Launch Blockchain-Based Ecosystem on Blockbuster Series - CoinDesk](#)
- [Binance to Offer Crypto Asset Managers 'Fund Accounts' That Mirror TradFi Trading - CoinDesk](#)
- [Portofino Technology's General Counsel and Compliance Head Is Latest Senior Exec to Exit - CoinDesk](#)

Crypto Futures

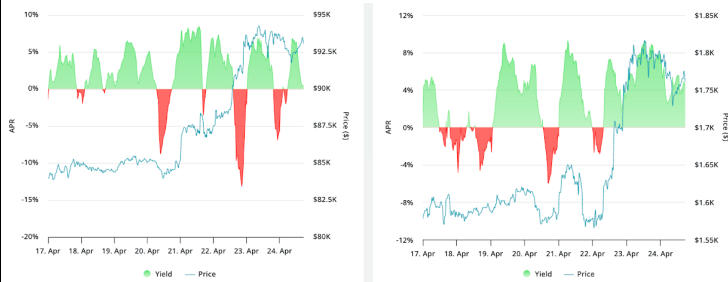
Futures Volume (BTC LHS ; ETH RHS), 1d



Futures Open Interest (BTC LHS ; ETH RHS)



OI Weighted Funding Rate (BTC LHS ; ETH RHS), 1d

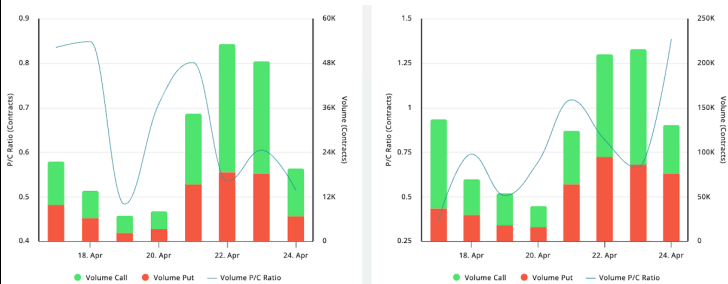


Liquidations (BTC LHS ; ETH RHS), 1d



Crypto Options

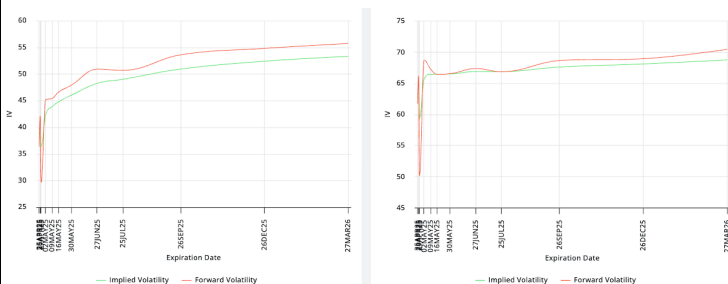
Options Volume & Put/Call Ratio (BTC LHS ; ETH RHS), 1d



ATM Implied Volatility (BTC LHS ; ETH RHS)



ATM Implied Vol Term Structure (BTC LHS ; ETH RHS)



25 Delta Skew (BTC LHS ; ETH RHS)



About GSR

GSR has over a decade of extensive experience in the crypto market, serving as a trusted liquidity provider and active, multi-stage investor. Our suite of services includes OTC Trading, Derivatives, and Market Making. GSR is actively involved in every major sector of the digital asset ecosystem, working with token issuers, institutional investors, miners, and leading trading venues.

For more information or if we can help with anything, please see gsr.io or contact us at gsr@gsr.io.

Follow GSR for more content: [Twitter](#) [Telegram](#) [LinkedIn](#)

Authors

Brian Rudick, Senior Strategist	Twitter	Telegram
Carlos Guzman, Research Analyst	Twitter	Telegram
Toe Bautista, Research Analyst	Twitter	Telegram

Required Disclosures

This material is provided by GSR (the "Firm") solely for informational purposes. It is not intended to be advice or a recommendation to buy, sell or hold any investment mentioned. Investors should form their own views in relation to any proposed investment.

It is intended only for sophisticated, institutional investors and does not constitute an offer or commitment, a solicitation of an offer or commitment, or any advice or recommendation, to enter into or conclude any transaction (whether on the terms shown or otherwise), or to provide investment services in any state or country where such an offer or solicitation or provision would be illegal. The Firm is not and does not act as an advisor or fiduciary in providing this material.

This material is not an independent research report, and has not been prepared in accordance with any legal requirements by any regulator (including the FCA, FINRA or CFTC) designed to promote the independence of investment research.

This material is not independent of the Firm's proprietary interests, which may conflict with the interests of any counterparty of the Firm. The Firm may trade investments discussed in this material for its own account, may trade contrary to the views expressed in this material, and may have positions in other related instruments. The Firm is not subject to any prohibition on dealing ahead of the dissemination of this material.

Information contained herein is based on sources considered to be reliable, but is not guaranteed to be accurate or complete.

Any opinions or estimates expressed herein reflect a judgment made by the author(s) as of the date of publication, and are subject to change without notice. The Firm does not plan to update this information.

Trading and investing in digital assets involves significant risks including price volatility and illiquidity and may not be suitable for all investors. The Firm is not liable whatsoever for any direct or consequential loss arising from the use of this material.

Copyright of this material belongs to GSR. Neither this material nor any copy thereof may be taken, reproduced or redistributed, directly or indirectly, without prior written permission of GSR.

Please see [here](#) for additional Regulatory Legal Notices relevant to US, UK and Singapore

Notes & Sources

All options data is based on Deribit and derivatives graphics are from Laevidas. Market returns are based on price returns for the following ETFs: VOO, QQQ, EWU, EWG, EWJ, and EWH. Onchain volumes are not considered and thus certain token volumes may be understated (e.g., stETH).

CoinGecko	Santiment	DefiLlama	CoinMarketCap	Laevidas
L2Beat	Google Finance	TradingView	Deribit	WorldCoinIndex
Cryptorank	Investing.com	NFT Price Floor	CryptoSlate	